



Tucson
Quilters
GUILD

THREAD TALES

Volume 31 Issue 6

June 2026

President's Message:

You know how when you dream of making a specific special quilt, and you plan for years to gather just the right fabrics, and you find the perfect "inspiration" picture in a quilt magazine, and you stare at that picture for Years?! Well! I just started that project!!

My Inspiration photo is an "itty-bitty" basket quilt. It's not a miniature quilt, the blocks are just really small and there are 418 of them! I've done my adjusting, changed the size and reduced it to only 224 baskets! My plan for my "spare" time is now in position. The rest of the summer will fall into place, or not. Sigh....

Sew, if you have any spare time this summer, come hang out at the July Quilt-a-thon where we will be turning out quilt tops, folding fat quarters, sorting strips, (etc.), for Quilting for Others. That'll be on Tues., and Wed. July 8 and 9th at the Sabino Rd Baptist Church. And in August we will have the "Beat-the-Heat" retreat in the Rillito Room at the Tucson Police Department on Miracle Mile. That will be Tues. and Wed. Aug. 11 and 12th from 8-5. I can't think of a reason why any quilter could possibly be bored with all the activities we have planned for the next couple of months.

I look forward to seeing you all at our meeting in June. Check out the details found later in this Newsletter. Sew,... if, like me, you choose not to travel this summer, enjoy your quilting. There's nothing like petting fabric, (or a cat)!! Stay cool

Nancy



June CALENDAR

Business Meeting:

Wed. June 3, 2026 9:00 am

Unity of Tucson

General Meeting:

Wed. June 10, 2026, 9:30 am

Unity of Tucson

July CALENDAR

Business Meeting:

Wed. July 1, 2026 9:00 am

Unity of Tucson

General Meeting:

Wed. July 8, 2026, 9:30 am

Unity of Tucson

In This Issue:

President's Message	1
Upcoming Programs	2-9
Save the Date	10
Guild News	11-13
Quilt Fiesta!	14
Quilt for a Cause	14
Small Quilt Sales	15
WWYM?	16
Quilting for Others	17
Quilt Bees	18-19
Board of Directors	20
Guild Basics	21
Block/Pattern of Month	22

JUNE PROGRAM

Kate Colleran

Kate Colleran is a fabric and quilt pattern designer, quilt teacher and author. She has taught at local quilt shops, for guilds and at national quilt shows, has online classes at Craftsy and Quilting Daily and been a guest on Love of Quilting and The Quilt Show. Her quilt patterns are inspired by traditional elements and put together with a modern twist. She is the designer of the popular Braid and Mini Braid Templates and co-author of the book, Smash Your Precut Stash. Her new book, Patchwork Braids, came out in January 2025. She is a fabric designer for Island Batik and loves seeing her designs come to life on batik fabrics. Her goal is to help quilters make a quilt by finding the methods and techniques that work for them!



Class Description:

Moon Walk - Exploring the Drunkard's Path block

Not sure about sewing curves? In this class you will learn how to cut and piece a Drunkard's Path block.

Class will start with cutting the curved pieces using the Drunkard's Path Template set 1. Kate will demonstrate 3 different ways to piece the DP blocks including her favorite 1 pin method. You can find the method you like; you get to pick the one that is the best way for you to get a great curve every time!

Then you can use that new curved piecing knowledge to make some drunkard's path blocks to create the Moon Walk table runner, a fun, modern table runner!

Kate will also demonstrate how to cut pieces for different size blocks using her Drunkard's Path template so students can start planning their next curvy quilt!

This class will begin after the Guild meeting on Wednesday, June 10th!



Drunkard's Path Pre Class Checklist

This class is about learning 3 different ways to piece the Drunkard's Path block. You can plan to start your table runner - pattern is in the Drunkard's Path Template Set 1 instructions.



Supplies to purchase for class:

- Drunkard's Path Template Set 1 - includes the pattern for the Moon Walk table runner

Supplies you will want/need specifically for this class:

- Rotary cutter- a small, 28mm or 18mm cutter works better when cutting curves
- Pins - I like thin glass head pins but whatever you have is fine
- Tweezers- technically optional but... I like to use the long handle tweezers that often come with a serger

Class Prep -

- Practice Fabric: to practice the different piecing techniques, I recommend bringing at least 3 squares 6 ½" x 6 ½" for the background and 3 squares 5" x 5" for curves from your stash. That way you can practice the techniques and not worry about messing up your table runner fabric.

To precut your table runner fabrics:

- Background squares 6" x 6" (*you may want to cut them 6 ½" x 6 ½" in case you end up liking the option of trimming to size*) - see table runner pattern inside template instructions
- 3 other fabric squares- 5" x 5" - see table runner pattern inside template instructions

NOTE: *We will cut the squares into the curved shapes in class; just bring the squares.*

Other Supplies to Bring: *stuff you will probably bring anyway but just a reminder!*

- Sewing machine, power cord, foot pedal
- Standard machine foot- if you like a ¼" foot, bring that.
- Extension cord
- New needle
- Thread for piecing
- Pre-wound bobbin
- Ruler, rotary cutter and cutting mat- a small mat is fine, a rotating mat can be helpful
Note: a 6 ½" square ruler is helpful to check the size of your finished block!
- Marking pencil - optional
- Anything else you usually bring to class in your sewing kit (seam ripper, scissors, etc...)

Now you are ready for class!

JULY PROGRAM

Quilt - A - Thon

It's BAAAAACK! And we are "cooking" !!!!


Quiltathon is coming in July!!!

Brought to you by Quilting for Others
"Let's Practice Gratitude and Manifest Abundance"

Tuesday, July 7 from 11AM - 7:30PM

Wednesday July 8 from 9AM to 3PM

**Sabino Road Baptist Church - 2710 N Sabino Canyon Road
Tucson AZ 85715**



You are welcome to come to one or both sessions!!!!

Because of your love and generosity this past year, we were able to continue supporting our community needs with quilts and pillowcases. The year to date, May 2026, we have donated several hundred quilts of various sizes, pillowcases, Holiday stockings, several sewing machines and sergers. Not to mention the oodles of kitties bags donated to the Humane Society. A complete list is a separate section in the newsletter.

Now, with many recent wonderful donations of fabrics, threads and notions, we are asking for your help! As a result and for various reasons, we are excited to continue to improve and update our format for Quiltathon. Our store room is overflowing and we need to measure, organize, kit, and prepare projects for distribution to the membership (and anyone else willing to help!).

We plan to have stations to:

1. sort, measure, and fold fabric
2. assemble and cut fabrics for pillowcases
3. construct pillowcases
4. cut and fold "fat" quarters
5. Accu-cutter and rotary cutting of strips for "jelly roll" making
6. assemble homemade "layer cakes, cupcakes and jolly bars"
7. make "frank(furter)enbatting"
8. quilt "sandwich making" i.e., layering backing, batting and top for quilting
9. sew blocks (squares) together for quilt tops
10. Holiday stockings
11. Kitty bags
12. binding fairies if needed!
13. share cookies, veggies, and yummys

If you are willing to supervise any of these activities, please contact Kate Verbeke or Kathie Miller.

We hope that you will join in on the fun, bring your sewing machine, serger, favorite rotary cutter (labeled with your name) and a plate of cookies or veggies to share.

We will supply bottled water and coffee/tea.

On Wednesday people should bring their own lunch.

Our purpose is not only to support the needs of our community but to celebrate the friendships within the Tucson Quilters Guild.

What could be more enjoyable than playing with fabric, eating cookies and shmoozing with friends.
It sounds like fun, doesn't it????

AUGUST PROGRAM



RETREAT

**Where: Tucson Police Department
1310 W Miracle Mile
Rillito Room**

**When: August 11 & August 12
8:00 AM to 5:00 PM**

Bring a lunch and your project for 1 or 2 days of sewing and companionship.

WWYM will also be there so take a break and help WWYM prep fabric for Quilt Fiesta.

SEPTEMBER PROGRAM

Carolyn O'Bagy Davis

Carolyn has written fifteen books on archeology, Western history, and quilting. As a life-long quilter with a degree in anthropology, she has lectured extensively to various groups and has curated many traveling museum exhibits.

An online exhibit based on a 2001 exhibition at ASM that was co-curated by Diane Dittmore, ASM associate curator of ethnology, and Carolyn O'Bagy Davis, Tucsonan and author of a major publications about the life and work of Goldie Tracy Richmond. "Papago Activity's" was designated one of **The 20th Century's 100 Best American Quilts** at the 1999 International Quilt Festival in Houston. Since then, it has traveled to major quilting centers, including the National Quilt Museum in Paducah.

Carolyn was featured in Quilt Folk magazine, issue 6. She was the founding president of the Tucson Quilters Guild in 1976. In 2010, she was inducted into the Arizona Quilters Hall of Fame.



Carolyn O'Bagy Davis in 2017 standing in front of Goldie Richmond's "Saharo Harvest" quilt (in the collections of the Arizona Historical Society). Photo courtesy Carolyn O'Bagy Davis.

OCTOBER PROGRAM

Coleen Granger



Coleen Granger was born and raised in the San Francisco Bay Area. Shortly after graduating from high school, she joined the US Air Force and ended up in Alaska. She served as a helicopter mechanic for seven years, leaving to have her second child. Coleen has spent the majority of her adult life in Alaska making her home in Glennallen. She went kicking and screaming into the world of quilting in the summer of 1998. Until that time Coleen was a sewer and thought quilting was pretty much a waste of good fabric.

Coleen is a grandmother, mother, and widow. Through her company, Sew Little Time Quilting, Coleen offers machine quilting services, classes and lectures, books and patterns. Over the years Coleen has been an instructor for the International Quilt Festivals, both in Houston and Chicago, and her designs have been featured in several national quilting magazines.

Her motto is: "If you aren't having fun, then you shouldn't be doing it."

T-Shirt College Class

Supplies Needed:

- *12 to 30 T-shirts
- *5 to 8 yards of fusible interfacing
-recommend Pellon 906F or 880
- *3 to 6 yards of a variety of fabrics
that look good together (make sure you
have lights, mediums, and darks)
- *teflon pressing sheet and/or applique sheet

Homework:

Rough cut designs from shirts, leave about 2" all the way around design if possible, getting rid of sleeves and neck bands. Press fusible interfacing to backside of designs (interfacing should exceed design by at least 2 inches all the way around). Don't throw away smaller designs from the sleeves and/or chest area, they can be used.



Note: when fusing interfacing to t-shirts, use a teflon or applique sheet to protect the iron and ironing surface. Use the lowest temperature setting for the interfacing. If the paint appears to soften, let the shirt and sheet cool before separating them. I press freezer paper onto my ironing board before I start fusing. I use used dryer sheets to clean the surface of my iron.

What to bring to class:

Sewing machine in good working order with power cords, extra needles and bobbins.
Rotary cutter, 12" or larger square cutting ruler, scissors, piecing thread (neutral), pins,
and your basic sewing "stuff".

All your t-shirt pieces that have fusible interfacing on the backside.

All your fabrics and teflon pressing sheet.

Don't forget your spirit of adventure!!!

If you have any questions, please give Colleen a call or text at 415-686-6067.

NOVEMBER PROGRAM



Dana Keeler

Growing up, I learned early on that sewing and creating with fabric was in my blood. My grandmother was a tailor who always made the most beautiful dresses out of the finest lace and fabric. There was not a holiday that went by that I did not have a beautiful new dress to wear to a family gathering. My mother also grew up sewing and won multiple awards as a teen for her skill in crafting beautiful outfits. Not only did she follow in my grandmother's footsteps, but she also had a love for interior design. I remember growing up surrounded by beautiful furnishings, drapes and pillows. Although I learned to sew as a child, I didn't take to it, to the disappointment of my mother and grandmother. I was always off trying everything from playing the violin, viola, competitive roller skating, rowing, dancing, and art.

It was not until I was in my thirties, when my daughter and I started dancing hula, that I had to get serious about sewing. Hula required that we make our own costumes, so I took a class at the local Bernina store. Although I had been sewing hula costumes for multiple years, it wasn't until my mother passed away that I found quilting as a passion. I remember searching for my first quilting class and found Nancy Lee Chong's Hawaiian Applique class at Country Village in Bothell, Washington. I was excited to make my first Hawaiian quilt and jumped in with both feet. I asked Nancy if I could increase the size of the Sea Turtles and Dolphins wall hanging to make a queen-size quilt for my daughter. Nancy agreed and three years later, I finished my first Hawaiian bed size quilt. After that experience, I was hooked! I have been sewing Pacific Rim Quilt Company's patterns, along with patterns from many other designers, ever since.

After the pandemic had subsided, I decided to leave my first career as a Human Resources professional and start a quilting business. I purchased a long arm and started quilting for clients and teaching needle turn applique to local quilters interested in learning the technique. I believe that growing up surrounded by expert seamstresses, my love of art, and my thirst for adventure has guided me to this place in my life. Purchasing Pacific Rim Quilt Company in 2024 was a perfect fit and the natural extension of my love for the art of Hawaiian quilting. I can't think of a better way to share my love of applique than to build on the great legacy of this artform. I am honored to share my passion with you!

Pacific Rim Quilt Company

A 1 Day and 2 Fabric Appliqué Class with Dana Keeler

Two fabrics, one spool of thread and a pattern. I will teach you how easy it is to make a wall hanging and it is quicker than you think. Using needle turn appliqué techniques on a 2 Fabric Appliqué Quilt. There are no templates, no numbering system and no positioning of small pieces.

One Day Workshop:

In this One-day class you will work on an 11" x 17" quilt design created for this class. This is a good introduction to the 2 Fabric Appliqué process as well as needle turn appliqué. All skill levels welcome. No machines needed!

Supply List:

- Appliqué fabric: 1 fat quarter
- Background fabric: 1 fat quarter

Tip: choose two fabrics with STRONG contrast. They may be light on dark, or dark on light.

- Backing: 1 fat quarter (you will not need to bring this in class).
- Milliners/Straw Needle size 10 or 11*
- Thread that matches your appliqué fabric (appliqué fabric is the fabric with the border in the photos)
- Basting thread (strong contrast to your applique

- fabric)
 - Small fabric scissors*
 - Applique pins*
 - Permanent, semi-permanent marking pen like a sharpie (for light fabric pattern transfer)
 - Pattern Transfer Paper* (for dark fabric pattern transfer)
 - 12” or smaller ruler*
 - Masking tape
- *a limited number of these items will be available for sale during class



Images are examples of class patterns used in this one day class. Additional patterns may be available.

SAVE THE DATE


June 10, 2026

Kate Colleran - Exploring the Drunkard's Path block



July 8, 2026 - Quilt-a-Thon

August 12, 2026 - Beat the Heat Retreat



September 9, 2026

Carolyn O'Bagy Davis

Program: Desert Trader; Life & Quilts of Goldie Tracy Richmond



October 14, 2026

Coleen Granger – T-Shirt Collage

Workshop on 10/15/2026



November 11, 2026

Dana Keeler – Pacific Rim Quilting

Workshop on 11/12/2025

Be sure to check the website to register for classes and for class supply lists.

Member Full Day Workshop	\$50
Member ½ Day Workshop	\$25
Member 2 Day Workshop	\$100
Non-member Full Day Workshop	\$75

[Registration form for workshops](#)

You may need to log into the website.

GUILD NEWS

Budget

FY 26-27 Budget for the Tucson Quilters Guild

It is time to approve the budget for the next year. A budget is a guideline for spending in the next fiscal year. Into the budget goes hopes and fears for the future.

The goal of a budget is to show that you can receive at least as much as you spend. For the next fiscal year, this goal has been reached.

Revenue	\$113,502
Expenditures	\$113,502

A breakdown of revenue by cost centers is shown below:

	FY26-27 budget	FY25-26 Budget	Jun 25-May 26 actuals
Quilt Fiesta	\$67,300	\$68,941	\$64,981
Membership	17,000	17,000	15,497
Fabric Sales	18,000	13,000	18,023
Programs	5,000	5,000	5,400
Small Quilt Sales	4,200	4,500	4,799
Library	2,000	2,000	1,847
Other	2	3	1,725

Budgeting for expenditures is in many cases much easier to do because each number is based on actual costs. It is also easier because the cost center manager can eliminate or reduce the amount by changing the specifications.

A breakdown of expenditures by cost centers is shown below:

	FY26-27 budget	FY25-26 Budget	Jun 25-May 26 actuals
Quilt Fiesta	\$51,525	\$55,781	\$48,158
Membership	1,000	1,100	664
Programs	18,680	28,750	21,939
Small Quilt Sales	4,300	4,640	4,861
Library	60	1,203	1,464
Administration	28,237	8,570	19,163
Quilting for Others	9,200	9,400	8,657
Other	500	1,000	1,124

Before I continue, I need to address several questions those of you who were accountants might have. First, why did the budget for Programs decline more than \$10,000? Are we cutting back on the quality or quantity of speakers and programs? Second and connected, why did Administration increase \$20,000? Did we buy the President a new car? When we were at Cabrini, we paid for the entrée and sides separately. There was a separate rent for the large meeting room on Tuesday night, another for Wednesday morning, another for a Thursday lecture; these were charged to Programs. There was an additional charge for the Library and a fifth one for the Board meetings. At Unity we are charged a flat fee for the general meeting, use of Harmony Hall for the workshops, the hallway, the library, and storage outside the building. All these costs are charged to Administrations at this time. On an annual basis the cost at Unity equals the cost at Cabrini. In addition to the addition of rent to the Administration cost center, there is a thing called TPT or transaction privilege tax. Buyers pay "sales tax" for the privilege of shopping in Tucson and Pima County. We have paid it for the past two years. It is levied on retail sales and the admission fee at the Quilt Fiesta. At this point it is being charged to Admin. So

far, this fiscal year we have paid almost \$5,000.

Recap	FY26-27 budget	FY25-26 Budget	Jun 25-May 26 actuals
Revenue	\$110,444	\$110,444	\$112,272
Expenditures	110,444	110,444	106,030
Net gain(loss)	0	0	5,562

I recommend that the membership of the Tucson Quilters Guild approves the FY26-27 budget as presented.

Nominees for Office for 2026-2027

Vice President - Kim Zoey

Programs - Kathy Barton & Laurel Clarke

Membership - Loree Shrader

Quilt Fiesta Co-chair - David Landon

2026 President's Challenge

- ✓ The theme of the challenge is "My Favorite Color".
- ✓ You may ONLY use your favorite color fabrics, from light/really light, through all the mediums & onto the darks.
- ✓ Remember, **ONLY Your Favorite color.**
- ✓ There must also be **one piece of green** included as that is **my** favorite color. It must be on the front and must be visible
- ✓ Any technique is allowed. You may piece, applique, embroider, and embellish, etc., etc.
- ✓ It must have three layers and be quilted and bound.
- ✓ It must have a label with your name and the title of the quilt.
- ✓ The quilt must have a hanging sleeve.
- ✓ The quilt should measure no more than 100 inches around the perimeter.
- ✓ Quilts must be finished by the December 2026 meeting.
- ✓ Turn them in to Nancy Landon.
- ✓ And they must be in a cloth bag or pillowcase to protect them.

Pattern of the Month

Welcome to the new series for Tucson Quilters Guild Quilt Block of the Month. I'm excited to be producing this series. For next year, we are going to be working on a special patriotic project in honor of our country's 250th birthday.

This project has two elements to it. You can choose to incorporate both elements, one element, or no elements. The first element is to take the opportunity to create a Quilt of Valor (QOV). There are specific size requirements for a QOV, and this project meets those requirements. For those of you who are not familiar with QOV, you can read all about it on their website, <https://www.qovf.org>.

To use this project to create a QOV, you will turn in your finished quilt top, batting, backing, premade binding, and label to me, and I will longarm and machine bind the quilt for free, and deliver to our local QOV chapter. QOV has quality standards for their quilts, so please read Section 8 of their Policies and Procedures to ensure your quilt is accepted for a QOV.

The second element is to ONLY use fabrics you or your friends already own as of the date you are reading this. No buying fabric for this project. This includes the backing! This quilt is a sampler scrappy quilt which makes it easy to find what you need from yours and your friends' stash. You can buy the batting. This quilt will be 12 12" finished blocks of different star blocks, 2" finished sashing and cornerstones, and 2 borders, one 2" finished and one 4" finished. Finished quilt size is 56" X 70".

I have always wanted to make a QOV to honor the memory of my numerous family members who have served in our military throughout our country's history, starting with the Revolution. I look forward to sharing it with you over the coming year. Our first block will debut in our July newsletter, which is fitting for this patriotic project, so don't miss it! Jill Kerr

QuiltFolk

The QuiltFolk discount code is GUILD38 for 15% off through June 30.

Surprise!



A quilt was featured in a current movie! Hail Mary

At the end of the movie Project Hail Mary, Ryland is making his bed and there is a quilt on it. Since he is on Erid, I wondered how the quilt showed up there since Erid is 16 light years from Earth, but.....

Image found by Mimi Pollow's niece.

Library

The library received an infusion of bundles of new (old) magazines last month and many members took whole bundles home!

Every quilt has a story...

Let's finish yours!

I offer all quilters who love to piece
hand-guided quilting
so their quilts can be shared and loved.

THE FINISHING PLACE



Ruler Work • Edge to Edge
Custom • Binding Services

Pilar Dougall • (520) 401-4012 • info@thefinishingplace.com

QUILT FIESTA



**Tucson
Quilt Fiesta!**

*Quilt Fiesta 2027
February 25-27, 2021
Thursday, Friday & Saturday*

Many Hands Make Light Work & The More the Merrier!

This is your “formal” invitation to be part of the show committee. We need people to help with our special exhibits and most of the job is just emailing. In fact, attendance at the monthly committee meetings is optional (until right before the show, that is!).

- Please come to a quilt show meeting and see how the quilt show is put together. We meet immediately after the monthly guild meetings in the Rainbow Room next to Harmony Hall, where workshops are held. We need your ideas, your enthusiasm, and your willingness to help with the show.
- If you preordered a 50 Fabulous Years t-shirt, it’s here. If you didn’t order one, there are a few leftover ones. Come by the Quilt Fiesta table at the meeting.
- If you enjoyed the Desert Vista Challenge at the show, there are a few digital panels left (\$12 each).

Great news! David Landon has volunteered to help direct the show.

Looking forward to another great show next year! February 25 – 27, 2027.

Helen & David

QUILT FOR A CAUSE



June 2026

We had a fabulous time at the 50th Quilt Fiesta! Thank you for your generosity. Several quilts were donated after the Quilt Show, and we need more for our cause! We want “guy” quilts and quilts with a Southwest, University of Arizona, and nature theme. Table runners or toppers, small wall hangings and baby quilts are always welcome to continue our Cause of fighting breast and gynecologic cancers. Our contact information and the donation form are on the website, and we will arrange to get the quilts from you. Quiltforacause.org

Quilt for a Cause will be at the Tucson Botanical Gardens again mid June through August. This is the link for the Botanical Gardens: [Quilts in the Gardens](#). We will be donating to five groups again in early September.

SMALL QUILT SALES

What is SQS?

SQS is the Tucson Quilters Guild's Small Quilt Sale. SQS accepts donated **Lamentables** which are orphan blocks, UFO's (unfinished objects), Vintage Blocks, etc.... and our Guild members create the most amazing, quilted **Lovelies** from the donations! Many art quilters even donate their monthly challenges; we receive a huge variety of donations - the generosity of our members is unmatched. Most of our Lovelies are kept 120" in perimeter, or smaller, but sometimes we have a bit larger quilts closer to lap, or crib, size, and we'll accept those, too. Many lovelies are created to be wall-hangings, but some are table runners, placemats, and other small quilts that can be hung with pins on the black curtains at the Fiesta Quilt show in February.

Thank you to everyone who has already donated quilts, taken home Lamentables, and who are working on special items for SQS from their own stashes!

We are currently accepting recommendations for the **2027 SQS Charity/Charities**
Send suggestions to: liane@futch.studio

Donations of Lamentables are always accepted, and donations of completed SQS Quilts for the 2027 Fiesta Quilt Show SQS are accepted right up until the end of Jan 2027!

We are so excited to see what you will create!

Happy Birthday to our members born in June.....



WWYM?

What will You Make? Announcements

Thank you Quilters for coming to the May workday you did a great job of making precuts out of scraps from others!

It is official WWYM? will have a booth at the November Quilt, Craft and Sewing Festival (Rusty Barn). So we need to stay busy turning the donated fabric into products to sell. And as we get closer we will be asking for volunteers to help Shawna and me in the booth during the sale.

At our monthly WWYM? workdays we are now preparing for Quilt Fiesta 2027. At the June 16th workday we will be using newly donated AccuQuilt cutters to process width of fabric scraps for jelly rolls, 10" squares, 5" squares and prepping fabric for fat quarters and folding the fat quarters and will have a couple of bins of fabric donations to sort through.

We have sit-down jobs if that is what you need.

+

We will be at the upcoming July Quilt a Thon and August Beat the Heat Retreat. Just like our workdays we will have fabric to sort, iron, cut and package. The donations keep coming in and we need your help to turn the fabric into products!

We are still interested in finding someone interested in creating button jars. You can do this at home, on your own time schedule. We have jars, we have buttons, we have ribbon..... anyone interested? Let Shawna or Beverly know!

What Will You Make? workdays are the 3rd Tuesday of the month, mark your calendars!

The next **What Will You Make?** workday will be

Tuesday June 16th, 2026.

Shawna and I will be at Our Saviour's Lutheran Church at 9:00 am to Noon, you can come for any amount of time that works for your schedule. Doors open at 9:00 am.

WHERE

Our Saviour's Lutheran Church

1200 N Campbell Ave.

enter the parking lot off Mabel St

We will be in the Activity Building, in the southeast corner of the parking area, see the map.

We have sit down jobs if that is what you need.

Your help is so **very** appreciated!

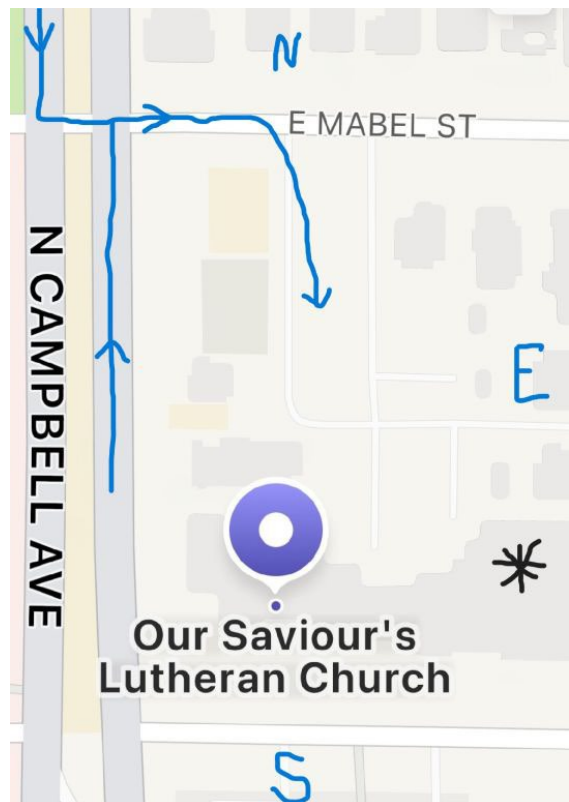
Come join the fun and meet new friends!

Questions?

Contact

Beverly (delft54@cox.net or 520-820-7484) or

Shawna (wallisms@gmail.com or 520-484-5591)



QUILTING FOR OTHERS

Gratitude is not only the greatest of virtues, but the parent of all others.”

– Cicero, Pro Plancio

We are so pleased to announce that we have two new volunteers to our Quilting for Others group, Barbara Polston and Laurel Kirkman. These ladies stepped up to help us manage the distribution of our quilts that you create. It does take a village!!!

We also would love to acknowledge the work of Pam Clark and her longarm machine. In case you don't know, Pam takes almost all of our quilt sandwiches home with her from our meetings and makes them into a “meal” (see what I did there?) Most of the time it could be as many as 25 quilts....I really don't know how she does it, along with her favorite other hobby of golf. Pam competes in an interclub group known as Catalina Cup besides her regular league day at the courses at Dove Mountain. (I still have a quilt loaded on my frame from before the show) You all know that I love to golf too but I am not good enough for the “CatCup”, Pam would beat my butt for sure!

May deliveries have been completed. Here's what's been delivered:

- 15 to Davis Monthan Air Force Base, Military & Family Readiness
- 15 to Davita Dialysis Northwest
- 16 to More Than A Bed
- 1 to Reid Park Zoo
- 100 pillowcases to “Heads of Ease”
- 47 quilts delivered in total.

And also the infinite number of pet beds, keep those critters comfy while waiting for a new home.



We also have a request... since 3 of the quilts that were donated to be distributed had a matted layer of pet hair covering the entire surface of the quilts. After trying several things, Barbara ended up washing, drying and lint rolling all three to make them "donation ready." So Just a reminder, please be sure that the quilts donated to Quilting for Others are free of pet hair and in clean condition. You may not have a pet dander allergy, but that doesn't mean that the recipient of your donations won't. Thanks for donating quilts that we are proud to give and recipients happy to get.

Kate has a severe allergy to cat so I know how important this is!!!

We are so thankful for all you do to support the work that we do so we can keep the guild a wonderful support for the community.

You are loved!!!

Your Quilting for Others group:

Kate Verbeke

Kathie Miller

Shellie Whitman

Barbara Polston

Laurel Kirkman

special guest - Helen Frost



Bee Groups and Newly formed Bee Groups . . .

have spaces waiting for you to join in the quilting/ stitching, conversations and laughter. A few Bees have space for you and a friend or two: Far Eastside Bee that meets at Palma’s Studio is ready to welcome you on your quilting adventure. Gather at Palmas the first Tuesday of November 7, 2023 at 1:00PM, 548 E

Drawdown Trail, Corona De Tucson. Looking forward to seeing you at Palma’s Studio an awesome location and view of the mountians.

The Westside Bee meets the third Tuesday from 6:00PM-8:30PM at the Catus Quilt Shop, 6032 Oracle Rd. More information at the Welcome table – stop by and see Joyce with any questions or talk with Palma Davis, Far East Side Bee Host or Betty Jordon WestSide Bee Host.

ALL LISTED BEES ARE OPEN TO NEW MEMBERS

EASTSIDE BEE

Vicki Moore
748-7219, 241-7290 Ask Vicki
for location 1st Thursday, 6:30 PM



NORTHEAST 9 PATCHERS

Janice Jones
tomjan620@msn.com

PACIFIC RIM QUILTING B

Contact: Kathryn Wald (kathrynwald@yahoo.com) & Saw Peng Laracuenta (sp1602@hotmail.com)
Where: The Quilt Basket, 6538 E. Tanque Verde #130; 1st Tuesday, 10 am.


EAGLE WINGS QOV BEE

Char Gasker
cgasker@gmail.com
8421 Broadway Blvd.
at Quality Quilters
4th Thursday of the month



ART QUILTERS:

Karen Fisher—520-360-9600
7820 E. Broadway—SW corner of Broadway and Pantano
3rd Wed. of month 10 am— Noon



BROADWAY BEEZ:

Contact: Claudia Rickel, 520-544-9436 (home)
cricke07@gmail.com

The 3rd Friday Eastside Daytime Bee 10:00-2:00 at Quality Quilterz, 8421 E Broadway Blvd, Tucson

ALL LISTED BEES ARE OPEN TO NEW MEMBERS

ALL LISTED BEES ARE OPEN TO NEW MEMBERS

MONDAY NIGHT QUILTERS:

Marie Morris 520- 403-6208
520-623-0123



NORTH OF THE BORDER:

Mary Anne Strauss
520-429-1340
Call for specific location info (general location is Green Valley)
Every Thursday - 9:30 AM — Noon
Open to new members



NU-BEEs

Contact : Joyce Holley 816-223-4454

- 1) **Westside Nighttime Bee** The 3rd Tuesday **5:00 to 7:30** Cactus Quilt Shop 6032 N Oracle, Tucson.
- 2) **Far Eastside NU Bee** The 1st Tuesday starts 1:00 pm
Studio and location of Tucson Quilting Retreats of Palma Davis at 548 E Drawdown Trail, Corona de Tucson, AZ 85641

SOUTHEAST BEE

Going forward, we will meet the 4th Thursday of the month from 10-2 at the Esmond Loop Library on Mary Ann Cleveland. Contact Marilyn Hendricks (bbcody1951@outlook.com) or Pamela Golliet (sonoranskyquilting@gmail.com) for exact dates and information.

NORTHWEST STRIPPERS

Meets in members homes the first Thursday of the month from 3 pm to 5 pm. Contact June Vance at 520 744-2391




LIBRARY BEE

Meets at the Guild Library at Unity at 10 am on the 4th Wednesday of the month. Contact Nancy Landon at 520-429-0788.

BEE KEEPER

For more information about any of the Bees listed or how to start you own bee, please contact our personal bee- keeper.

Karen Fisher, bees@tucsonquiltersguild.com



ALL LISTED BEES ARE OPEN TO NEW MEMBERS



TQG BOARD of DIRECTORS

President	Nancy Landon
Vice President	Joyce Holley
Recording Secretary	Joline Albaugh
Corresponding Secretary	Sandy Schuster
Treasurer	Mimi Pollow
Membership	Pamela Golliet
Programs Directors	Kelly Godbout and Kathy Barton
Bee Keeper	Karen Fisher
2026 Quilt Show Director	Helen Frost
2026 Quilt Show Co-Director	Lynn Rubel
Historian	Joyce Harrison
Hospitality	Francie McMillan
Library	Janet Chumbley
Newsletter	Peg Clampet
Pattern of the Month	Katherine Kenward (2025-26) Jill Kerr (2026-27)
Quilt-a-Thon	Kate Verbecke & Kathie Miller
Quilting for Others	Kate Verbecke & Kathie Miller
Technology/ Website	Kathy Barton

We CAN HELP GROW YOUR QUILT BUSINESS. Advertise with us.

Do You Operate a Quilting Related Business? We are pleased to offer advertising as a member benefit. Your listing will appear on our website under Resources > Quilt Services. The Board receives questions from the general public through our website asking for information on local longarm quilters, sewing machine maintenance, or other quilting related products. If you would like to be added to this page on our website, please send an EMAIL to me at website@tucsonquiltersguild.com Include the following information: Business Name Service/Product that you Offer; Website; EMAIL; and/or Phone Number. This opportunity is open to MEMBERS ONLY. But if you know of someone who might also want to be included, they are certainly welcome to join the Guild for just \$50 a year and we will be happy to advertise for them. –Kathy Barton – Webmaster

PLACE YOUR AD IN OUR NEWSLETTER

Do you have a sewing machine or other quilting accessories you would like to sell?

Members: \$5/ad, for quilting ad/sewing related items.

Do you have a quilting service you provide? Quilt related business/service:

Business Card— 3.5” x 2” (Horizontal or Vertical) **\$10/issue**

1/4 Page Ad—4.25” w x 5.5” h **\$15/issue**

1/2 Page Ad—8.5” w x 5.5” h (horizontal) 1/2 Page Ad 4.25” w x 11” h (vertical) **\$30/issue**

Full-Page Ad 8.5” x 11” **\$60/issue**

Non-members should add \$5 per category.

For additional information and/or to reserve space in the next newsletter, please contact the newsletter editor at newsletter@tucsonquiltersguild.com . Send checks to the TQG Treasurer at P.O. Box 14454, Tucson, AZ 85732

TUCSON QUILTERS GUILD BASICS

The mission of the Tucson Quilters Guild is to perpetuate the art of quilting, encourage the practice of quilting, and to stimulate interest in the art form.

Who:	All members
What:	Business Meeting: First Wednesday of every month in Church Classroom General Meetings: Second Wednesday of the month in the Church Sanctuary
When:	Business Meeting: 9:30 AM ~ 10:30 AM General Meetings: Wednesday Morning – 9:30 AM ~ 12:00 PM Library Bee: 4th Wednesday at 10 am
Where:	NEW & Permanent General Meetings at: Unity of Tucson 3617 N Camino Blanco (off River Road between Swan and Craycroft)
(How): Parking	Large, paved parking area with some Handicapped Parking. There is also a gravel parking area – please be careful with plantings and large rocks. There are sidewalks to the building – take care as the planted areas may be several inches lower than the sidewalks
Why:	Come to get involved with all aspects of the Guild, to make new friends, learn new quilting skills, share, and most of all, to have <i>FUN</i> .
Cost:	Members: \$50 / year (Due in January)

Please remember to be kind to fellow members with allergies to scents and perfumes. Please attend the meetings fragrance/ perfume free. It means that another member can attend.

Due to copyright concerns, photos may be taken before the meetings, during the breaks, and after meetings.

No photography or videos are permitted during the guest speaker presentations.

Submission deadline for the next newsletter is the 20th of the month.

Please send your articles/ads to the Newsletter Editor at newsletter@tucsonquiltersguild.com

Please silence your phone during the meetings. Use the Do Not Disturb (DND) function on your phone or go to Google Play or Apple App Store to find a program to temporarily hush the phone.

TQG BLOCK of the MONTH

TQG BOM 9 (June, 2026) 12.5x4.5"

Colors:

- C1 Butter
- C2 Orange
- C1 Blue
- C4 Red
- C5 Brown

Lightest



Darkest



1. Corner sashing blocks - Cut eight 4.5" blocks of C1 (Butter)
2. Side sashing triangles - Cut two 6.5" blocks cut into diagonally twice into QSTs C1 (Butter)
3. Corner sashing triangles - Cut two 3.5" squares cut diagonally into HSTs
4. Sashing - make 24 total,:
 - ✓ Cut 13" x 3.5" C2 Orange. Then, with the long edge on top:
 - Mark 1" down from top left and 1" up from bottom right on twelve and cut in half diagonally
 - Mark 1" up from bottom left and 1" up from top right on twelve and cut in half diagonally
 - ✓ Cut 13 x 2" strip C1 Butter
 - Insert C1 Butter between the C2 Orange strips sets, sew carefully as the orange is bias
 - ✓ Trim to 12.5" x 4.5"



When setting in sashing, put

Congratulations, all blocks have been made, you can put the top together!



💡 HINT: I use starch when working with bias/diagonal seams.