



THREAD TALES

Volume 30 Issue 5

MAY 2025

President's Message: For the Want of a Nail

It has already been a year since I stood before you to ask for volunteers to run your Guild. At that time, we were desperately seeking a Quilt Show Co-Chair. Although we have that covered for 2025, we are once again in need of people to take other Board positions. And it is imperative that we do so. Without a President and Vice President, we will lose our non-profit status with the Arizona Corporation Commission.

But besides this, there are other more personal reasons why you should consider taking on one of these positions.

- **Volunteering improves your physical and mental health.** According to the Mayo Clinic, research has shown that volunteering can have a stress-reducing effect on the body. And this reduced stress decreases the risk of both physical and mental problems. Research even suggests that volunteering can make you live longer!
- **Volunteering connects you with others.** By increasing social interaction, you build a support system based on common interests. So, whether these individuals are strangers, co-workers, family, or friends this connection can help lower feelings of isolation or loneliness, depression, and anxiety especially for people 65 and older.
- **Volunteering teaches you new skills.** It is not too late. In my 60's I learned how to run a website and use financial accounting software all in service to the Guild. But not only hard skills but soft skills like empathy and active listening can all be acquired during your volunteer activities.
- **Volunteering provides personal fulfillment.** Lastly, and maybe most importantly, being able to dedicate your time and resources to serving others is a noble task, and volunteers are completely justified to feel a sense of satisfaction and joy afterward.

People volunteer for varied reasons. Yet all volunteers share a common desire to improve the welfare of people in their communities. And for us that is the Tucson quilting community. Please help!

Positions needed by July 1:

- **President:** Joyce Holley is willing to stay on until January 1 so we will need a "president-in-training". Then you will serve from January through June of 2026.
- **Vice President:** This is a 1-year term, but you should move into the President position after that for another 1-year term.

Continued on Page 3

May CALENDAR

Business Meeting:

Wed. May 7, 2025, 9:00 am

St Francis Cabrini

General Meetings:

Tues. May 13, 2025, 7:00 pm

Wed. May 14, 2025, 9:30 am

Unity of Tucson

June CALENDAR

Business Meeting:

Wed. June 4, 2025, 9:00 am

St Francis Cabrini

General Meetings:

Tues. June 10, 2025, 7:00 pm

Wed. June 11, 2025, 9:30 am

Unity of Tucson

In This Issue:

President's Message	1, 3
Upcoming Programs	2 - 4
Save the Date	5
Guild News	6
Coming Attractions	7
Quilt Fiesta!	8
WWYM?	9
Quilting for Others	10-11
Quilt History	12-13
Quilt for a Cause	14
Small Quilt Sale	15
Quilt Bees	16-17
Board of Directors	18
Guild Basics	19
Block/Pattern of Month	20-21
May Class Supply List	22

MAY PROGRAM

MAY, 2025

SWAN SHERIDAN

Free Motion Quilt Laboratory Workshop

W 5/15: "Do you find it difficult to know where to start with your free motion work? Do you have a project that is hard to plan for?"

Bring a finished quilt top to Free Motion Quilt Lab and get the guidance you need! Learn to make choices about your specific project,

discover tricks to make your projects more approachable, and ultimately create a personal plan for the project you bring to class. Swan will help you test your plan, tailor it to your abilities, and help you to organize an order of operations (where to begin and where to finish)."



On any given day, you can find this quilt artist half buried in fabric, brandishing her needle and thread, and otherwise surrounded by implements of creativity.

Swan's interest in all things textile related began when she was very young. She tried everything from spinning wool, to cross-stitch and finally landed in the world of quilting during grad school as she awaited the birth of her first nephew. She dabbled in appliqué with that first quilt in the interests of covering a mistake and thus did necessity become the mother of invention. Fast forward to 2009, when Swan refined her appliqué skills and designed her own quilts. Swan began producing patterns for sale in early 2013 and regularly exhibits her work in local and national shows. She teaches in Phoenix and around the country, offering classes in appliqué, color, machine and hand quilting, and decorative stitches. Formerly from Tucson, she currently lives in Phoenix, Arizona with her superhero husband and artist daughter.




May Program with Swan Sheridan

When: May 15 from 9-4pm. Set-up at 8:30am. (**Spots still available**)

Where: Unity Church 3617 N Camino Blanco (off River Road)

Please remember to bring your lunch

Supply list available at the end of the newsletter (and on-line).



JUNE PROGRAM

Barbara Polston

In her vocation as a nonprofit grant proposal writer, **Barbara Polston**, has raised millions of dollars to support vulnerable children, youth, and families. In her avocation as a quiltermaker, she has earned numerous awards, including Best of Show, Best Miniature, and Best Amateur Machine Quilting in local, regional, and national venues. She has also written about quilters and quilts, advanced the career of other quiltermakers, and served in leadership roles in several quilt-related nonprofit organizations. Her book, *Quilting with Doilies: Inspiration, Techniques, and Projects*, was published by Schiffer Press in 2015.



President's Message: For the Want of a Nail (Continued from page 1)


- Program Co-Chair: Although this is a 2-year term, you will serve your first year with Kelly Godbout who will be completing her second year in the position. This job is fun!

More information on these roles can be found on the website at: <https://tucsonquiltersguild.com/guild-business/guild-job-descriptions/>.

JULY PROGRAM

Quilt - A - Thon

**Watch this space for
more information**



AUGUST PROGRAM



RETREAT

SAVE THE DATE

TQG PROGRAMS 2025

W WORKSHOP **S** SPEAKER **E** EVENT

Completed

S **W** **FEB** **Judy Gauthier** (Ripon, WI) - Sensational Scrap Quilts and Rainbow Quilts for Scrap Lovers **W** Blended Hexagons

Completed

S **W** **MAR** **Deb Deaton** (Sierra Vista) Artistry in Fabric
W Desert Dreams: Fiber Art Landscape Creations

Completed

S **W** **APR** **Dana Jones** (Rollinsville, CO) Pagtinabangay: The Quilts & Quiltmakers of Caohagan Island, a 13 acre island in the Philippines.
W Demystifying Design for Foundation Paper Piecing

S **W** **MAY** **Swan Sheridan** (Phoenix) Choosing designs for machine quilting **W** Machine Quilting Workshop

S **JUNE** **Barbara Polston** The Evolution of an Arizona Quilter

E **JULY** **QUILT-A-THON:** In service to Quilting for Others

E **AUG** **BEAT THE HEAT RETREAT**

S **W** **SEPT** TBD
W

S **W** **OCT** **Cyndi McChesney** (Virginia) Panel Palooza Trunk Show
W Panel Palooza Workshop

S **NOV** TBD

S **DEC** TBD

Be sure to check the website for class supply lists.

Member Full Day Workshop	\$50
Member ½ Day Workshop	\$25
Member 2-Day Workshop	\$100
Non Member Full-Day Workshop	\$75

TO REGISTER ONLINE:
CAPTURE THIS QR CODE
WITH YOUR PHONE
CAMERA



**Did you know?
You can register for classes on the website!**

GUILD NEWS

2025 President's Challenge

The theme of the next President's Challenge is "GOLD". Yes, 2026 is the Guild's golden anniversary so it is only fitting that I also honor this achievement by selecting a theme that, although being produced in 2025, will be displayed at the 2026 Quilt Fiesta.

Not a fan of yellow? Remember, "all that glitters is not gold". In the 60's, The Four Seasons melodically reminded us that "silence is golden". I wish, that when I retired, I had earned a "golden handshake". And who can forget the "golden rule". Whatever you choose to do, I'm sure the final result will be "worth its weight in gold".

All the rules are posted on the website under the Membership tab. Your quilts are due at the November Guild Meetings, will be voted on at the December meetings, and finally be displayed at Quilt Fiesta in January 2026. I hope you enjoy making them.



* * * * *

Note in the Newsletter!

Is there a book you want to check out from the TQG library? Can't access the library itself but if you email some titles, I will bring them to you either Tuesday night or Wednesday morning meeting.

Got some books you'd like to return to the library; well bring them to the meeting and I will be glad to accept them. I did bring a box of magazines to last month's meetings. Someone discovered them. They found articles that were of interest to them!

Janet Chumbley, volunteer librarian

* * * * *

Let's Take a Stroll Down Memory Lane

Since next year marks the guild's 50th birthday, our annual show, Quilt Fiesta!, will feature a special retrospective exhibit. We're hoping our long-time members, past Board members, and anyone with a good memory can help us piece together the guild's history. It would be especially nice to know who the past Viewers' Choice and Best of Show winners were, something our guild records don't always include!

We will host a gathering on Wednesday, May 21, at 10:00 am at a central location. We'll have photo albums and other items to help jog memories. If you'd like to join us, please email Helen or Lynn for more information and directions.

Helen Frost (qisforquilt@comcast.net) and Lynn Rubel (unicornquiltingaz@gmail.com)

* * * * *

The Quilting STARZ For your quilting needs!

- 26+ years quilting experience
- Long-arming affordable rates
- Long-Arm Rental Memory quilts
- T-Shirt Quilts
- Quilt Piecing
- Quilt Instruction
- Smoke free environment
- Greater Tucson area

Robert Ford & Betty Jordan
520-306-6814 or 207-318-4396
TheQuiltingsrarz@gmail.com

Coming Attractions: October 2025

October, 2025

Cyndi McChesney Panel Palooza!

W 8/9: In this workshop quilters will take that panel they fell in love with and turn it into something truly unique. We'll discuss how to square up your panel segments, add interesting block treatments and borders and we'll cover the basics of graphing, adding coping strips and more, all guaranteed to make your panel project a success. There will be an overview of other techniques to create a beautiful project and time to begin designing your quilt!



It is my dream to inspire you to have fun and discover what you can create. My teaching style is very relaxed and I provide plenty of group instruction, along with helping individual students with their projects. I want students to have fun while becoming inspired and learning new techniques.

Cyndi is a quilt artist, author, long-arm quilter, teacher and lecturer who revels in finding simple solutions to complex questions about quilt making and quilt design.

Her newest book covers the HOW-TOs for creating amazing panel quilts - math, drawing your own patterns to piece or paper-piece, words for Montage style quilts and so much more!



QUILT FIESTA



Tucson
Quilt Fiesta!

Quilt Fiesta 2026
February 19-21, 2026
Thursday, Friday & Saturday

Our fabulous opportunity quilt, *Tucson Five-O*, is on the road, first appearing at Quilt Central Studio in Green Valley. All the smaller blocks are based on past opportunity quilts and were made by guild members. The setting was designed and sewn by Kathie Gilbert, Kathie Miller, and others. The wonderful desert scene center medallion was designed and appliqued by Monique Baczewski and beaded by Kate Verbeke. Althena Taylor did the fabulous award-winning machine quilting.

The tickets are printed and now you have the opportunity to buy your chance to win this exceptional quilt!

The bookmarks to publicize the show will be available at the May guild meetings for you to take and distribute near and far.

The Show Committee meeting will follow the Wednesday guild meeting.

Thank you!

Helen Frost & Lynn Rubel
Quilt Fiesta! Directors



WWYM?

Thank you, Thank you, Thank you!

Quilters, you made the Quilting for Others and What Will You Make? fabric sale a great success, at our last Guild meetings.

There were some great buys to be had. Can't wait to see the projects that you will make! Watch this newsletter and Facebook for upcoming sale announcements, we have more to share with you! Thank you again, your support is greatly appreciated!

And on to another event, we would like to Thank the 15 quilters who came to our April **What Will You Make?** workday. You are making such a difference, the bins of raw fabric are being turned into fabric products that you will see at a future sale.

The next **What Will You Make?** Workday will be Tuesday, May 20th. Shawna Wallis will be at Our Saviour's Lutheran Church at 9:00 am to Noon, you can come for any amount of time that works for your schedule. Doors will not be opened until 9:00 am.

WHERE

Our Saviour's Lutheran Church
1200 N Campbell Ave.

enter the parking lot off Mabel St

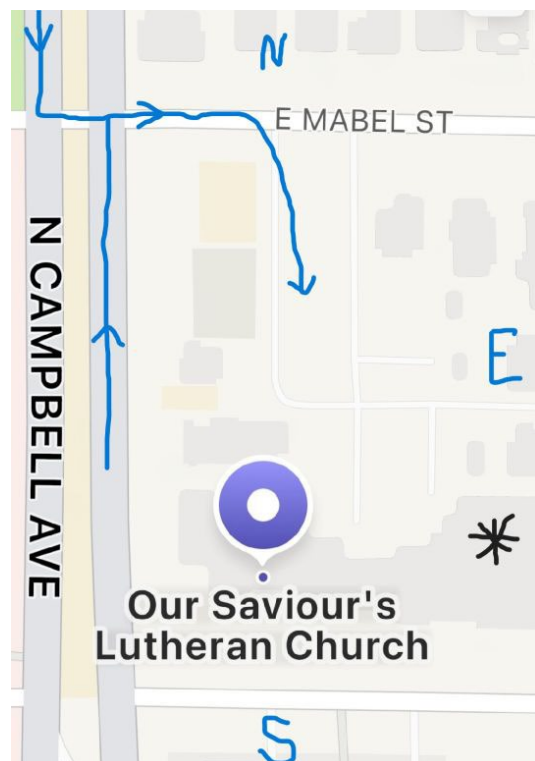
We will be in the Activity Building in the southeast corner of the parking area, see the map.

At the May 20th workday, we will be processing bins of fabric donations. We will be sorting, ironing and cutting fabric. We will be packaging fabric, if time allows. In the coming months we will be packaging fabric that has been cut at the Quilt a Thon, making button jars and always working through bins of donated fabric.

Your help is so very appreciated!
Come join the fun and meet new friends!

Questions contact

Beverly (delft54@cox.net or 520-820-7484) or
Shawna (wallisms@gmail.com or 520-484-5591)



QUILTING FOR OTHERS

***** **May Meeting is at the Unity Church.** ***** Read on....

As you hopefully know, our regular meeting place at Cabrini Church is being remodeled. Thanks to Joyce Holley, we are set to meet this summer for regular meetings and workshops at the Unity Church on 3617 N Camino Blanco Tucson, AZ 85718. This is just off River Road (to the south) between Swan and Craycroft.

At our April meetings Quilting for Others offered our normal 3 yard bundles and quilt sandwiches AND we also offered a large selection of unopened, still in the original packaging jelly rolls and layer cakes and charm packs for 25% to 50% off the list price.

Yes, We are going to do it again!

So you have had a chance to check your projects and you know what color thread you need....just sayin'

- Charm packs will be \$5 - \$7
- Jelly rolls will be \$25 - \$30
- Layer cakes will be \$25 - \$30
- We also will have some kits at reduced price.
- There also will be yardage and fat quarters on clearance from our previous sale last fall.

Bring your cash or credit cards!!!! Get there early for the best selection.

Be sure to read your email blasts for more information or contact Kate Verbeke.

Remember how beautiful our baskets were at the quilt show?! We have expanded our opportunity for you to become part of the fun! The basket committee of the Tucson "Quilt Fiesta!" wants YOU! Volunteers to design baskets for the quilt show are needed! We have "starter kits" in various themes for you to formulate your creations. Contact

Kate for more information - don't wait! You will want plenty of time to draft some wonderful basket combinations. Caroline Ellerman will be handling the baskets for us...Yay! Here are some of the starter "kits/ideas" we have for you to choose from. Of course you can do your own as well.

LOVE, Kate,
Kathie, Lynn,
Shellie and as
always...special
guest - Helen



Quilts to Comfort

The loss of a home to fire is a horrendous event, experienced by many in Altadena and Pacific Palisades in January. My daughter works with six people who lost their homes and everything in them in Altadena. She is a lawyer, as are the others, for the Children's Law Center in Los Angeles, representing foster children. Here's just one of their stories: Heather and her husband, Andre, and their son were called to evacuate at 3:00 am on January 9th. They went to a family member's home in Riverside. Andre, a pastor, returned to Altadena to check on the church. After several hours, Heather became frantic because he wasn't answering his cell phone, and she began to imagine something even worse than losing their home.

After Andre had seen the church, gutted by fire, he went to their home. It was just starting to burn but the house next door was completely engulfed in flames. He was horrified to see their elderly neighbor sitting in her car in the driveway. As he approached her, he could see that she was sobbing; she was distraught because she was unable to gather her small dogs and get them out of the house. He got in the car to console her and to urge her to leave the area, but she refused. A movement in the backyard caught Andre's eye; one dog had escaped the house. He promptly climbed the fence and brought the dog to her, and she agreed to go to the shelter. It was during this time that his phone was off, and his wife couldn't contact him.



While the Tucson Quilters Guild is generous with quilts, we can't begin to send quilts to all the victims. However, we can help these six families. The Board voted to do this, but Quilting for Others needs your help. If you have a quilt nearing completion or others you've been meaning to donate, please do! In fact, a recent donation of some vintage quilts has been earmarked for one family grieving the loss of quilts made by a grandmother. Let's give quilts, and comfort, to these families!

Helen Frost

QUILT HISTORY

by Susan Franklin, PhD

Patchwork Quilts, Part 1

Quilt making is one of the world's oldest arts, the pieced quilt according to Carrie A. Hall is an American production. She claims it to be embedded in our culture and a distinctly American art form, as well as indigenous to our American culture. Mrs. Hall, along with Rose Kretsinger, wrote a delightful book, published in 1935, called *The Romance of the Patchwork Quilt*. It has three parts: Part 1 talks about the origin and history of quilt making with photographic



reproductions of patches.

Part 2 ,references quilts of colonial ancestry and of modern design, and Part 3 covers the art of quilting and quilting designs. It is important to keep in mind that 1935 is a long time ago so many things then are different now, but some things have not

changed.

The book also has quotes, scattered throughout its pages. One in the early pages of the book caught my eye and I thought that I would share it with you. It was written by John Taylor, and he lived between 1580-1658. It's titled *The Needles Excellency* . "Here practice and invention may be free and as a squirrel skips from tree to tree, so maids may (from their mistresses of their mother) Learn to leave one worke and learne another, For here they may make a choice of which is which, and skip from worke to worke and stitch to stich, Until, in time, delightful little practice shall (With profit) make, them perfect in them all. Thus, hoping that these works may have this guide to serve for ornament and not for pride: To cherish venture, banish idleness, for these ends, may this booke have good success".

The Richard Dennis Chapter, Daughters of 1812, made a quilt that they called the "L"., It was given to Col. Charles Lindbergh and his bride as a wedding present. Another member, a connoisseur of old quilt patterns as well as historic house furnishings found the old pattern about the same time that Lindbergh flew across the Atlantic. A person with an imaginative mind who might look at a quilt of this pattern might see ellipses that overlap and look like a sketchy airplane. In this quilt, the air and sun were represented by white and yellow sateen. Old quilts had many fanciful effects. One had a row of hands, outlined in quilting. It seemed as if a pencil had outlined the hand. The hands were of different sizes and shapes, probably representing the adults and

children in the family.

The *Jolly Quilters* of Lawrence, Kansas put on a show that was considered a "rainbow of patchwork". The group has regular meeting days and each person pledges to make one quilt. When the first quilt was ready for quilting, the owner invited the members of the group to her home for an old-fashioned "quilting bee." This continued until each member completed her quilt. Then, the

group had a "show" where they could display their prized quilts. One time, there was a display of three quilts, made by three generations of the same family. How fortunate for that family that three generations enjoyed quilting. That seldom happens in today's world. It doesn't in mine, how about in yours?"

Happy Birthday to our members born in May...



QUILT FOR A CAUSE



May 2025

We are in need quilt donations for our 2025 auction! If you'd like to make a quilt to donate to Quilt For a Cause, in addition to "guy" quilts, our current need is for quilts with a Southwest, or University of Arizona, theme, as well as for table runners or toppers, and **especially small wall hangings**. We also need baby quilts. As always, we are pleased to receive your quilt gifts with any theme to continue our Cause of fighting breast and gynecologic cancers. Please contact us on the website, and we will arrange to get the quilts from you. The quilt donation form is available on our website. Thank you so much!

Finally, we are seeking new QFaC board members and volunteers. If you are interested in helping or know someone who would be, please contact us. They don't have to be quilters. We need social media experts too!

Upcoming Events:

- July 8- August 31, 2025, Tucson Botanical Gardens
- November 6-8, 2025, Quilt, Craft & Sew Festival
- November 8-9, 2025, Harlow Gardens
- February 19-21, 2026, Tucson Quilt Fiesta



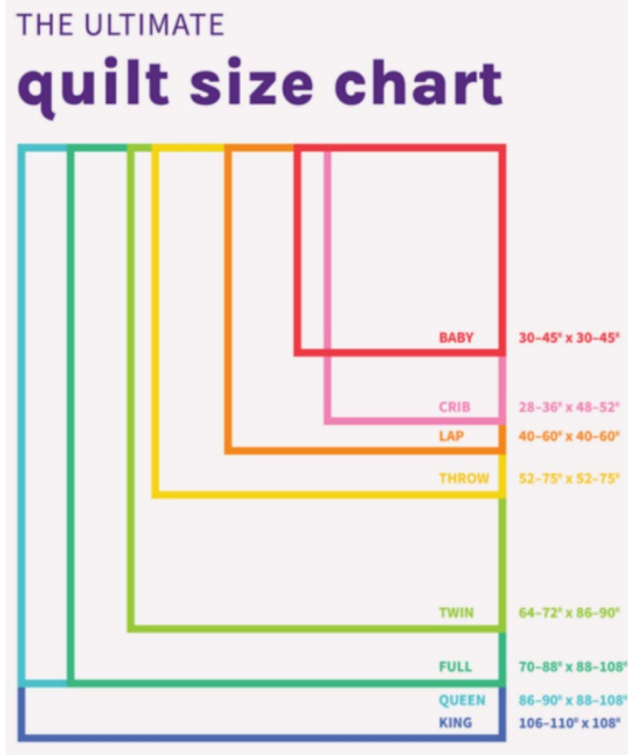
Our New Raffle Quilt *Bora Bora Butterfly*

Thank you so much for reading about Quilt For a Cause.
Francie McMillan (on behalf of Quilt For a Cause)

SMALL QUILT SALE

The TQG Small Quilt Sale (SQS) is only made possible through the donation of “Lamentables” (orphan blocks, quilt pieces, embroidery tests, etc....) and the return of “LOVELIES” from our very talented Tucson Quilters Guild members. The Fiesta 2025 SQS raised over \$3500 which was formally donated to Literacy Connects at the March Guild Meeting. The students, volunteers, and staff at Literacy Connects have accepted our donation with much gratitude. Please be thinking of agencies to whom we might donate to in 2026, we will have a list for you to add your ideas to at each of the next few Guild Meetings.

We’d like to offer you even more opportunities to create items for sale. While the majority of our space at the 2026 Fiesta Quilt Show will remain dedicated to smaller quilted wall-hangings (please include a sleeve!), we would like to challenge you to make other quilted items from your stash, or from the Lamentables. These items might include, but are not limited to this list: ridged framed quilts, table runners, sets of placemats, hot pads, tortilla warmers, pin cushions, sewing machine mats, tote bags, mug rugs, cuddle quilts, baby bibs, bookmarks, cozies, etc.... The three tables that we had in front of the hanging small quilts lend themselves nicely to these quilted usable items that you might find fun to make. Also, if you find yourself with smaller quilts that you’ve finished for a challenge, or that have just been hanging around your house a bit too long, think of the Small Quilt Sale! Your creativity is always welcome!



Please include an entry form with your donation - below, or at the guild meetings.

* * * * *

Small Quilt Sale Donation Form for the 2026 Fiesta Quilt Show

Name _____ Quilt Size: _____ X _____

Email _____ or Quilted Item Type: _____

Quilt title/Description/Quilt Story: _____

(Need more space? Use back side!)

Office Use only: Quilt # _____

Sale Price: \$ _____

TYS? Y N



Bee Groups and Newly formed Bee Groups . . .

have spaces waiting for you to join in the quilting/ stitching, conversations and laughter. A few Bees have space for you and a friend or two: Far Eastside Bee that meets at Palma's Studio is ready to welcome you on your quilting adventure. Gather at Palmas the first Tuesday of November 7, 2023 at 1:00PM, 548 E

Drawdown Trail, Corona De Tucson. Looking forward to seeing you at Palma's Studio an awesome location and view of the mountians.

The Westside Bee meets the third Tuesday from 6:00PM-8:30PM at the Catus Quilt Shop, 6032 Oracle Rd. More information at the Welcome table – stop by and see Joyce with any questions or talk with Palma Davis, Far East Side Bee Host or Betty Jordon WestSide Bee Host.

ALL LISTED BEES ARE OPEN TO NEW MEMBERS

EASTSIDE BEE

Vicki Moore
748-7219, 241-7290 Ask Vicki
for location 1st Thursday, 6:30 PM

NORTHEAST 9 PATCHERS

Janice Jones
tomjan620@msn.com

PACIFIC RIM QUILTING B

Contact: Kathryn Wald (kathrynwald@yahoo.com) & Saw Peng Laracuenta (sp1602@hotmail.com)
Where: The Quilt Basket, 6538 E. Tanque Verde #130; 1st Tuesday, 10 am.

EAGLE WINGS QOV BEE

Char Gasker
cgasker@gmail.com
8421 Broadway Blvd.
at Quality Quilters
4th Thursday of the month

ART QUILTERS:

Karen Fisher—520-360-9600
7820 E. Broadway—SW corner of Broadway and Pantano
3rd Wed. of month 10 am — Noon

BROADWAY BEEZ:

Contact: Claudia Rickel, 520-544-9436 (home)
crickel07@gmail.com
The 3rd Friday Eastside Daytime Bee 10:00-2:00 at Quality Quilterz, 8421 E Broadway Blvd, Tucson

ALL LISTED BEES ARE OPEN TO NEW MEMBERS



ALL LISTED BEES ARE OPEN TO NEW MEMBERS

MONDAY NIGHT QUILTERS:

Marie Morris 520- 403-6208
520-623-0123



NORTH OF THE BORDER:

Mary Anne Strauss
520-429-1340
Call for location info
Every Thursday - 9:30 AM — Noon
Open to new members



NU-BEEs

Contact : Joyce Holley 816-223-4454

Westside Nighttime Bee The 3rd Tuesday 6:00-8:30 Cactus Quilt Shop 6032 N Oracle, Tucson.

Far Eastside NU Bee The 1st Tuesday starts 1:00 pm

Studio and location of Tucson Quilting Retreats of Palma Davis at 548 E Drawdown Trail, Corona de Tucson, AZ 85641

SOUTHEAST BEE

Going forward, we will meet the 4th Thursday of the month from 10-2 at the Esmond Loop Library on Mary Ann Cleveland. Contact Marilyn Hendricks (bbcody1951@outlook.com) or Pamela Golliet (sonoranskyquilting@gmail.com) for exact dates and information.

NORTHWEST STRIPPERS

Meets in members homes the first Thursday of the month from 3 pm to 5 pm. Contact June Vance at 520 744-2391


OLD PUEBLO QUILTERS BEE

Meets every 2nd Saturday at 1:30 with a member as hostess for the month. Contact Gretchen Galbraith , secretary at ggmiracles39@gmail.com. Our group is one of the "oldest" Bees in Tucson. We meet at the hostess' home. Members mostly reside in the NE/SE side of Tucson. As one of our projects each year, all members design and contribute to making a group charity quilt.

BEE KEEPER

For more information about any of the Bees listed or how to start you own bee, please contact our personal bee- keeper.

Karen Fisher, bees@tucsonquiltersguild.com



ALL LISTED BEES ARE OPEN TO NEW MEMBERS



TQG BOARD of DIRECTORS

President	Kathy Barton
Vice President	Joyce Holley
Recording Secretary	Becky Groene
Corresponding Secretary	Sandy Schuster
Treasurer	Mimi Pollow
Membership	Pamela Golliet
Programs Directors	Kelly Godbout
Bee Keeper	Karen Fisher
2026 Quilt Show Director	Helen Frost
2026 Quilt Show Co-Director	Lynn Rubel
Historian	Joyce Harrison
Hospitality	Francie McMillan
Library	Janet Chumbley
Newsletter	Peg Clampet
Pattern of the Month	Betty Jordan
Quilt-a-Thon	Kate Verbecke & Kathie Miller
Quilting for Others	Kate Verbecke & Kathie Miller
Technology	
Website	Kathy Barton

We CAN HELP GROW YOUR QUILT BUSINESS. Advertise with us.

Do You Operate a Quilting Related Business? We are pleased to offer advertising as a member benefit. Your listing will appear on our website under Resources > Quilt Services. The Board receives questions from the general public through our website asking for information on local longarm quilters, sewing machine maintenance, or other quilting related products. If you would like to be added to this page on our website, please send an EMAIL to me at website@tucsonquiltersguild.com Include the following information: Business Name Service/Product that you Offer; Website; EMAIL; and/or Phone Number. This opportunity is open to MEMBERS ONLY. But if you know of someone who might also want to be included, they are certainly welcome to join the Guild for just \$50 a year and we will be happy to advertise for them. –Kathy Barton – Webmaster

PLACE YOUR AD IN OUR NEWSLETTER

Do you have a sewing machine or other quilting accessories you would like to sell?

Members: \$5/ad, for quilting ad/sewing related items.

Do you have a quilting service you provide? Quilt related business/service:

Business Card— 3.5” x 2” (Horizontal or Vertical) **\$10/issue**

1/4 Page Ad—4.25” w x 5.5” h **\$15/issue**

1/2 Page Ad—8.5” w x 5.5” h (horizontal) 1/2 Page Ad 4.25” w x 11” h (vertical) **\$30/issue**

Full-Page Ad 8.5” x 11” **\$60/issue**

Non-members should add \$5 per category.

For additional information and/or to reserve space in the next newsletter, please contact the newsletter editor at newsletter@tucsonquiltersguild.com . Send checks to the TQG Treasurer at P.O. Box 14454, Tucson, AZ 85732

TUCSON QUILTERS GUILD BASICS

The mission of the Tucson Quilters Guild is to perpetuate the art of quilting, encourage the practice of quilting, and to stimulate interest in the art form.

Who:	All members	
What:	Business Meeting: First Wednesday of every month in Church Classroom General Meetings: Second Wednesday of the month or the Tuesday before 2 nd Wednesday	
When:	Business Meeting: 9:30 AM ~ 10:30 AM General Meetings: Tuesday Evening – 7:00 PM ~ 9:30 PM Wednesday Morning – 9:30 AM ~ 12:00 PM	
Where:	St. Frances Cabrini Church 3201 E. Presidio Near Fort Lowell and Country Club	Temporary General Meetings at: Unity of Tucson 3617 N Camino Blanco (off River Road between Swan and Craycroft)
(How): Parking	Guild members are asked to refrain from parking in the spaces in front of the Parish office. The Church wants these spaces to remain open for Church members who have business to attend in the office. This is the small building to the east of our meeting room. NOTICE: Tuesday Evening attendees: The Church's Family Classes are in session, please DO NOT PARK IN THE FRONT LOT. Use the side or rear lots.	
Why:	Come to get involved with all aspects of the Guild, to make new friends, learn new quilting skills, share, and most of all, to have FUN .	
Cost:	Members: \$50 / year (Due in January)	

Please remember to be kind to fellow members with allergies to scents and perfumes. Please attend the meetings fragrance/ perfume free. It means that another member can attend.

Due to copyright concerns, photos may be taken before the meetings, during the breaks, and after meetings.

No photography or videos are permitted during the guest speaker presentations.


Submission deadline for the next newsletter is the 20th of the month.

Please send your articles/ads to the Newsletter Editor at newsletter@tucsonquiltersguild.com

Please silence your phone during the meetings. Use the Do Not Disturb (DND) function on your phone or go to Google Play or Apple App Store to find a program to temporarily hush the phone.

TQG BLOCK of the MONTH

Block 11 - Kansas City Star Quilt Pattern Collection; Published March 1930 Grape Basket – Basket quilts are always popular. Here are several charming versions that are easy to piece. The main part of this is a 4 patch of pieced squares as indicated by the extended lines. Add to this the long strips with a small triangle on the ends are added, then the final bottom triangle to complete. The grape basket completes into a block 10 inches square if seams are added to the initial pattern here given. It should be set together on diagonal with alternate plain squares and half squares of white to the edges. Twenty-five blocks plus a 6-inch border and binding makes a full-size quilt.



Any questions please contact Betty Jordan 207-318-4396, bettyjordan444@gmail.com or Debra Searlata 818-281-0052, dsscarlata@gmail.com

CUTTING INSTRUCTIONS – BG = background

BG	7, 3" Squares	Basket Print	3, 3" Squares
BG	1, 5" Square	Basket Print	1, 5" Square
BG	2, 2.5 x 6.5		
BG	2, 2.5" Squares	Flower Print	4, 3" Squares

FINISH**Flower Units**

- 1- Using 4 flower 3" squares and 4 BG 3" squares make HST
- 2- Trim to 2.5" squares use only 7

Basket Units

- 1- Using 3 basket 3" squares and 3 BG 3" squares make HST
- 2- Trim to 2.5" squares use 6
- 3- Using 1 basket 5" squares and 1 BG 5" squares make HST
- 4- Trim to 4.5" squares use only 1

Finishing

- 1- Use the following and layout according to the picture above and piece
 - 7 flower HST
 - 6 basket HST
 - 1, 4.5 basket HST
 - 2, 2.5 squares
 - 2, 2.5 x 6.5 strips
- 2- block is 10 ½" unfinished, 10" finished

Class Title: Free Motion Quilt Lab

Supplies:

- ☐ A package of 80/12 needles and/or 90/14 needles
- ☐ Small scissors you can get up close to your project surface with
- ☐ A selection of quilting threads you would like to use in your project
- ☐ A washout marking pen
- ☐ Chalk Marking tool
- ☐ Any rulers shapes or templates you think will help you with your design choices.
- ☐ Several sheets of paper or a notebook
- ☐ 1 regular lead pencil, #2 is fine (mechanical pencils are great for this class)
- ☐ ½ yard of freezer paper
- ☐ Paper scissors
- ☐ A sewing machine in good working order, capable of dropping the feed dogs
- ☐ A Free motion foot for your machine
- ☐ Your Machine Manual

Fabric and Batting:

- ☐ A quilt top you would like to develop quilting for
- ☐ At least three 16" Fabric and Batting Sandwiches (Please bring more if you work quickly.)
(Choose low loft batting for this starter class. Thin cotton battings are best to learn with)
- ☐ Optional items – Quilting gloves, extra threads, examples of quilting you like