



Tucson
Quilters
GUILD

THREAD TALES

Volume 30 Issue 4

APRIL 2025

President's Message: On the Move Again

If you haven't already heard, the remodel at St Frances Cabrini was delayed and will not be finished until September. Cathey's Down the Block were wonderfully kind but it turns out that their classroom was not large enough to hold our Guild. So, for the months of April and May, we have found a new *temporary* home at Unity of Tucson. They have a huge space, wonderfully comfortable seating, professional audio/video support, and a great classroom for



our upcoming workshops. Plus, they have a large parking lot and they have taken pity on us and have reduced their normal pricing to support us in our time of need.

They are located at 3617 N Camino Blanco (off River Road between Swan and Craycroft). There will be a sign posted at the entrance to Camino Blanco to help guide you to the church. Once you arrive, just follow the bells. We will be meeting in the chapel. Meeting times and dates remain the same.

For Quilt-a-Thon and the Beat the Heat Retreats in July and August, we will once again be on the move, this time to St Michael and All Angels Episcopal Church at Wilmot and 5th. As the meeting dates approach, we will send an EMAIL reminder with directions. Thank you all for your patience as the Board scrambles to find suitable digs for all of our Guild activities.



April CALENDAR

Business Meeting:
Wed. Apr. 2, 2025, 9:00 am
St Francis Cabrini

General Meetings:
Tues. Apr. 8, 2025, 7:00 pm
Wed. Apr. 9, 2025, 9:30 am
Unity of Tucson

May CALENDAR

Business Meeting:
Wed. May 7, 2025, 9:00 am
St Francis Cabrini

General Meetings:
Tues. May 13, 2025, 7:00 pm
Wed. May 14, 2025, 9:30 am
Unity of Tucson

In This Issue:

President's Message	1
Upcoming Programs	2 - 4
Save the Date	5
Guild News	6
Coming Attractions	7
Quilt Fiesta!	8
Quilting for Others	9
Quilt History	10
Quilt for a Cause	11
Small Quilt Sale	12
Quilt Bees	13-14
Board of Directors	15
Guild Basics	16
Block/Pattern of Month	17-19

APRIL PROGRAM

Dana Jones

Dana Jones is a quilt instructor, maker, designer and author, who loves all things FPP and improv and is hooked on Cherrywood hand-dyed fabric. Dana was editor of Quilters Newsletter magazine and the SAQA Journal and is the author of *Pagtinabangay: The Quilts and Quiltmakers of Caohagan Island*, which shares the story of quilting on a 13-acre island in the central Philippines.

Dana's had articles, patterns, and block designs published in numerous quilt magazines. She's taught at International Quilt Festival in Houston and for the American Quilter's Society, guilds and shops across the United States and beyond. She also teaches open-enrollment classes via Zoom.

Dana's quilts have been exhibited at Rocky Mountain Quilt Museum and as part of an American Quilt Study Group traveling exhibition. She lives at 9,200 feet in the Rocky Mountains in Gilpin County, Colorado. For information, see www.danajonesquilts.com



Lecture: Tuesday, April 8 and Wednesday, April 9, 2025 - *Pagtinabangay: The Quilts and Quiltmakers of Caohagan Island*



Class: Thursday, April 10, 2025 - *Demystifying Design for Foundation Paper Piecing*



Extreme angles, sharp points, precision piecing, easy patch cutting, one-of-a-kind images and more are all possible with paper piecing. In this design class, you'll learn how to create foundations for everything from traditional blocks to pictorial quilts. We'll start with foundation design for traditional blocks to more complex blocks. We'll meet the Paper Police whose rules make FPP design possible. Then you'll design your own block. Next, you'll learn a few more Paper Police rules before designing a simple pictorial quilt working from a photo or drawing you bring to class. Whether you're new to paper piecing or an experienced paper piecer, this class is for you.

Skills taught in the class will include:

- Determining the number of foundations needed.
- Numbering foundations for piecing order.
- Labeling foundations and marking them for joining to other foundations.
- Making templates for cutting patches for on-grain piecing and efficient use of fabric.
- Making curves with straight lines.

This is a technique class, but you will take home log-cabin and kite blocks, foundations for several more blocks, and a design for a quilt that is uniquely yours.

Supply List (Also, See the website for a printable list)

Photo to use to design a quilt. Keep it simple. For example, one animal, one building, one flower. If you want the instructor to review your image before class, email it to her at danaellenjones@gmail.com. The instructor will have photos for you to use if you are not able to find one to bring.

Kit from instructor: \$25 paid to instructor in class by cash or check. This kit will be provided to save individuals the expense of buying expensive art supplies in quantities beyond what will be needed in class. It will include:

- Mechanical pencil, HB or B lead
- Eraser
- 1" x 12" clear, flat ruler with 1/8" grid
- Fine-tip Sharpie
- 3 sheets of 8.5" x 11" vellum paper with 8 squares/inch grid. The instructor will have larger size for classroom use.
- 1 sheet template plastic
- 2 sheets 8.5" x 11" vellum for tracing. The instructor will have a larger size for classroom use.
- Multiple pages of full-color handouts for use after class plus handouts of in-class use.

Plus, the use of instructor's supplies such as colored pencils, larger vellum grid paper, and larger and smaller gridded rulers.

*Happy Birthday to our
members born in
April...*



MAY PROGRAM

MAY, 2025

SWAN SHERIDAN Free Motion Quilt Laboratory Workshop

W 5/15: "Do you find it difficult to know where to start with your free motion work? Do you have a project that is hard to plan for?"

Bring a finished quilt top to Free Motion Quilt Lab and get the guidance you need! Learn to make choices about your specific project,

discover tricks to make your projects more approachable, and ultimately create a personal plan for the project you bring to class. Swan will help you test your plan, tailor it to your abilities, and help you to organize an order of operations (where to begin and where to finish)."



On any given day, you can find this quilt artist half buried in fabric, brandishing her needle and thread, and otherwise surrounded by implements of creativity.

Swan's interest in all things textile related began when she was very young. She tried everything from spinning wool, to cross-stitch and finally landed in the world of quilting during grad school as she awaited the birth of her first nephew. She dabbled in appliqué with that first quilt in the interests of covering a mistake and thus did necessity become the mother of invention. Fast forward to 2009, when Swan refined her appliqué skills and designed her own quilts. Swan began producing patterns for sale in early 2013 and regularly exhibits her work in local and national shows. She teaches in Phoenix and around the country, offering classes in appliqué, color, machine and hand quilting, and decorative stitches. Formerly from Tucson, she currently lives in Phoenix, Arizona with her superhero husband and artist daughter.



SAVE THE DATE

TQG PROGRAMS 2025

W WORKSHOP **S** SPEAKER **E** EVENT

Completed

S **W** **FEB** **Judy Gauthier** (Ripon, WI) - Sensational Scrap Quilts and Rainbow Quilts for Scrap Lovers **W** Blended Hexagons

Completed

S **W** **MAR** **Deb Deaton** (Sierra Vista) Artistry in Fabric
W Desert Dreams: Fiber Art Landscape Creations

S **W** **APR** **Dana Jones** (Rollinsville, CO) Pagtinabangay: The Quilts & Quilmakers of Caohagan Island, a 13 acre island in the Philippines.
W Demystifying Design for Foundation Paper Piecing

S **W** **MAY** **Swan Sheridan** (Phoenix) Choosing designs for machine quilting **W** Machine Quilting Workshop

S **JUNE** **Barbara Polston** The Evolution of an Arizona Quilter

E **JULY** **QUILT-A-THON:** In service to Quilting for Others

E **AUG** **BEAT THE HEAT RETREAT**

S **W** **SEPT** TBD
W

S **W** **OCT** **Cyndi McChesney** (Virginia) Panel Palooza Trunk Show
W Panel Palooza Workshop

S **NOV** TBD

S **DEC** TBD

Be sure to check the website for class supply lists.

Member Full Day Workshop	\$50
Member ½ Day Workshop	\$25
Member 2-Day Workshop	\$100
Non Member Full-Day Workshop	\$75

TO REGISTER ONLINE:
CAPTURE THIS QR CODE
WITH YOUR PHONE
CAMERA



Did you know?
You can register for classes on the website!

GUILD NEWS

2025 President's Challenge

The theme of the next President's Challenge is "GOLD". Yes, 2026 is the Guild's golden anniversary so it is only fitting that I also honor this achievement by selecting a theme that, although being produced in 2025, will be displayed at the 2026 Quilt Fiesta.

Not a fan of yellow? Remember, "all that glitters is not gold". In the 60's, The Four Seasons melodically reminded us that "silence is golden". I wish, that when I retired, I had earned a "golden handshake". And who can forget the "golden rule". Whatever you choose to do, I'm sure the final result will be "worth its weight in gold".

All the rules are posted on the website under the Membership tab. Your quilts are due by the November Guild Meetings, will be voted on at the December meetings, and finally displayed at Quilt Fiesta in January 2026. I hope you enjoy making them.



* * * * *

Access to TQG library

As an old-time librarian, I always encouraged people to find books to read! Tucson Quilters' Guild library isn't very accessible when we aren't meeting at the Cabrini Church. As a librarian who wants to make books accessible to my patrons, I have a plan.

If you go to the Guild webpage, click on "Menu", then "Resources", then "Library", you can find books that might interest you. In the search box, you can search by "key word", "subject", "author/quilter" or "title". If your idea generates a list on that topic, then look through the titles available.

Can't pick them up at the library but I can bring those books to you, checked out, to either Tuesday night meeting or Wednesday morning meeting. You would have to email what you want at janet.chumbley@cox.net. The specific information I would like is:

SECTION..... TITLE..... AUTHOR

I will sneak into the library when no one is there, find the books, check them out to you and bring them to the next meeting. So, if you're stumped on the next quilt project, find some books that might inspire you. I know looking at a list in the catalog, you don't see the colorful picture and instructions. But I'm willing to put the books in your hands, so take me up on the offer! Janet Chumbley, volunteer Guild librarian.

* * * * *

The Quilting STARZ For your quilting needs!

- 26+ years quilting experience
- Long-arming affordable rates
- Long-Arm Rental Memory quilts
- T-Shirt Quilts
- Quilt Piecing
- Quilt Instruction
- Smoke free environment
- Greater Tucson area

Robert Ford & Betty Jordan
520-306-6814 or 207-318-4396
TheQuiltingsrarz@gmail.com

Coming Attractions: October 2025

October, 2025

Cyndi McChesney

Panel Palooza!

W 8/9: In this workshop quilters will take that panel they fell in love with and turn it into something truly unique. We'll discuss how to square up your panel segments, add interesting block treatments and borders and we'll cover the basics of graphing, adding coping strips and more, all guaranteed to make your panel project a success. There will be an overview of other techniques to create a beautiful project and time to begin designing your quilt!



It is my dream to inspire you to have fun and discover what you can create. My teaching style is very relaxed and I provide plenty of group instruction, along with helping individual students with their projects. I want students to have fun while becoming inspired and learning new techniques.

Cyndi is a quilt artist, author, long-arm quilter, teacher and lecturer who revels in finding simple solutions to complex questions about quilt making and quilt design.

Her newest book covers the HOW-TOs for creating amazing panel quilts - math, drawing your own patterns to piece or paper-piece, words for Montage style quilts and so much more!

QUILT FIESTA



Tucson Quilt Fiesta!

Quilt Fiesta 2026
February 19-21, 2026
Thursday, Friday & Saturday

Our next Show Committee meeting will follow the Wednesday, April 2, guild meeting. We'll meet in the Rainbow Room at our new, but temporary, location. There are plenty of volunteer opportunities for those interested. Come with your ideas on how to make the 2026 Quilt Fiesta our best show ever!

Thank you!

Helen Frost & Lynn Rubel, Quilt Fiesta! Directors

What Will You Make (WWYM)?

Quilting for Others and **What Will You Make?** will be having a fabric sale at the April Tucson Quilters Guild meetings (see the President's article for the temporary location for the meetings). The sale will be before the meetings at about 6:30, Tuesday night and about 8:30 Wednesday morning and during the breaks after the business portion of the meetings.

Quilting for Others received a large selection of unopened, still in the original packaging, jelly rolls and layer cakes and charm packs, these will be selling for 25% to 50% off the retail price.

Charm packs will be \$5 - \$7

Jelly rolls will be \$25 - \$30

Layer cakes will be \$25 - \$30

There will also be some kits available at reduced prices.

What Will You Make? will have clearance items from the 2025 Quilt Fiesta, discounted fat quarters, jelly rolls, 10" and 5" fabric packs. We will also have some yardage priced at \$5 per yard, and some new to you precut packages.

Bring your cash or credit cards!!!! Get there early for the best selection.

Be sure to check the TQG newsletter and email blasts for more information.

The next **What Will You Make?** Workday will be Tuesday, April 15th.

Shawna Wallis and I (Beverly Reiter) will be at Our Saviour's Lutheran Church at 9:00 am to Noon, you can come for any amount of time that works for your schedule. Doors will not be opened until 9:00 am.

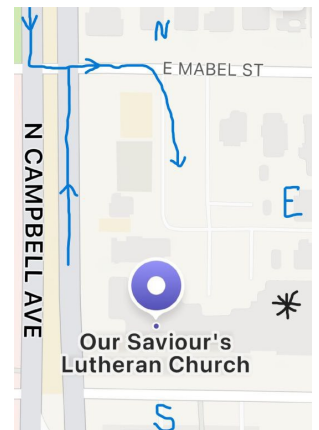
WHERE

Our Saviour's Lutheran Church

1200 N Campbell Ave.

enter the parking lot off Mabel St

We will be in the Activity Building which is at the southeast corner of the parking area, see the map.



On the April 15th workday, we will be processing bins of batiks and other fabric donations. We will be sorting, ironing and cutting fabric. We will be packaging fabric, if time allows. In the coming months we will be packaging fabric that has been cut at the Quilt a Thon, making button jars and always working through bins of donated fabric.

Your help is so very appreciated!

Come join the fun and meet new friends!

Questions contact

Beverly (delft54@cox.net or 520-820-7484) or Shawna (wallisms@gmail.com or 520-484-5591)

QUILTING FOR OTHERS

Last month at Cathey's Down the Block meetings, we collected 115 pillowcases which went to Candlelighter's, and 13 quilts were sent to the VA hospital.

*******April Meeting is at the Unity Church.*******

Read on....

As you hopefully know, our regular meeting place at Cabrini Church is being remodeled. Thanks to Joyce Holley, we are set to meet this summer for regular meetings and workshops at the Unity Church on 3617 N Camino Blanco Tucson, AZ 85718. This is just off River Road (to the south) between Swan and Craycroft.

At our April meetings on the 8th and 9th, Quilting for Others will be offering our normal 3-yard bundles and quilt sandwiches BUT we will also have a large selection of unopened, still in the original packaging jelly rolls and layer cakes and charm packs for 25% to 50% off the list price.

Charm packs will be \$5 - \$7 * * * * Jelly rolls will be \$25 - \$30 * * * * Layer cakes will be \$25 - \$30

We also will have some kits at reduced prices.

There also will be yardage and fat quarters on clearance from our previous sale last fall.

Bring your cash or credit cards!!!! Get there early for the best choice.

Be sure to read your email blasts for more information or contact Kate Verbeke.



Remember how beautiful our baskets were at the quilt show?! We have expanded our opportunity for you to become part of the fun! The basket committee of the Tucson "Quilt Fiesta!" wants YOU! Volunteers to design baskets for the quilt show are needed! We have "starter kits" in various themes for you to formulate your creations. Contact Kate for more information - don't wait! You will want plenty of time to draft some wonderful basket combinations.

Here are some of the starter "kits/ideas" we have for you to choose from. Of course you can do your own as well.

LOVE, Kate, Kathie, Lynn, Shellie and (special guest - Helen)

Remember You are Loved! Kate Verbeke, Kathie Miller, Lynn Rubel, Shellie Whitman

QUILT HISTORY

by Susan Franklin, PhD

The Bresler Collection 1800-1980: Part 3

The Civil War (1861 -1865) dramatically impacted the lives of families living in the United States. Blankets were in short supply in the North so women collected thousands of quilts in order that their soldiers might be kept warm. Seaports were blockaded in the South. Thus, textile manufacturers struggled to produce fabric for sheets, blankets, other hospital needs, and tents. Women became even more resourceful in finding ways to clothe not only their families but also their soldiers. They cut up carpets for blankets, learned to weave cloth, and to knit socks.

After the war, the textile mills quickly got back in business and soon the desperately needed cloth was back on the market. Women bought sewing machines and took advantage of low cost printed calico. They did many things with the machines, such as adding borders, piecing blocks, or adding bindings. Some ambitious ladies even tried to applique' or quilt by machine (previously applique' and quilting were primarily by hand).




Rural free delivery also was established by the Postal Service. This put even the most remote farms and other sites in touch with the rest of the United States. People were able to keep up with the latest trends and fashions. Households could receive farm and household magazines such as *Hearth and Home* of Augusta, Maine. This periodical

featured short stories and helpful hints, plus fancy work patterns and others submitted by readers. Thousands of patterns were distributed throughout the nation through mail order catalogs.

When I ended the discussion of Part 2 of the Bresler collection, I noted that I had the book *Old Quilts* authored by Dr. William Rush Dunton. Dr. Dunton was a psychiatrist and as he puts it in his book “a physician to nervous ladies and an exponent of occupational therapy I

have gradually developed an interest in needlework, weaving, and other “home” crafts which may be used for therapeutic purposes.”

Dr. Dunton’s book, with a copywrite of 1946, is filled with pictures of quilts and detailed descriptions of them. He covers album, pieced, chintz, coverlets, framed medallions, applique’ and plain quilts. In Part 2 of this series, I referred to Catherine Bell Hopper. Sadly, I made a typo as Catherine’s last name was really Hooper, Dr.



Dunton has a picture of an album quilt made by Catherine Hooper in 1852. If any of my readers have Dr. Dunton’s book, look at page 104. Dr. Dunton gives a detailed description of the quilt. He also concludes that Catherine Hooper was a godly person as she wrote C. Hooper in a yellow chainstitch on the Bible, located in the center of the quilt.



The Bresler Collection also includes the *Album* quilt of Catherine Bell Hooper. In the book, *American Quilt Classics, 1800 -1980, The Bresler Collection* has a picture of Catherine’s *Album* quilt on page 55. This time it is in color.

QUILT FOR A CAUSE



April

We need quilt donations for our 2025 auction! If you'd like to make a quilt to donate to Quilt For a Cause, in addition to "guy" quilts, our current need is for quilts with a Southwest, or University of Arizona, theme, as well as for table runners or toppers, and **especially small wall hangings**. We also need baby quilts. As always, we are pleased to receive your quilt gifts with any theme to continue our Cause of fighting breast and gynecologic cancers. Please contact us on the website, and we will arrange to get the quilts from you. The quilt donation form is available on our website. Thank you so much!

Finally, we are seeking new QFaC board members and volunteers. If you are interested in helping or know someone who would be, please contact us. They don't have to be quilters. We need social media experts too!

Upcoming Events:

November 6-8, 2025 Quilt, Craft & Sew Festival

February, 2026 TQG Quilt Fiesta



Our New Raffle Quilt *Bora Bora Butterfly*

Thank you so much for reading about Quilt For a Cause.
Francie McMillan (on behalf of Quilt For a Cause)

SMALL QUILT SALE

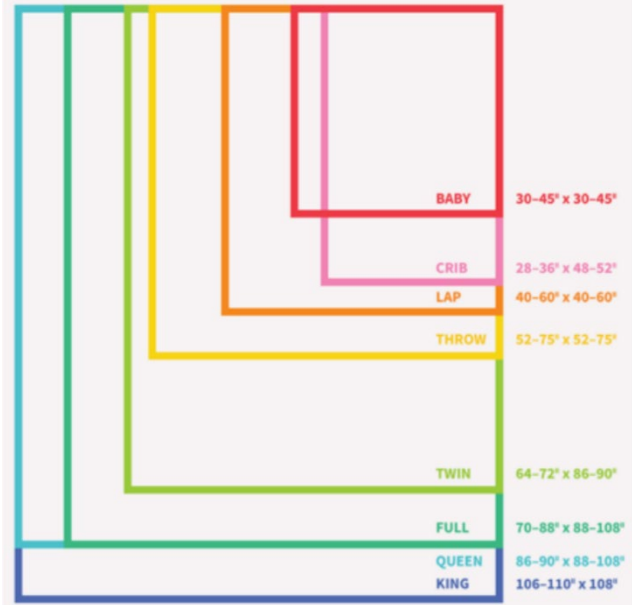
Thank you again to everyone who made the 2025 small Quilt Sale such a roaring success! Special thanks to our retiring leader Wendy Anderson & to Karen Fisher for the many quilts she donated from her show in Houston.

Besides the dozen small quilts left from last year, we've already had over 20 new small quilts donated in Feb & in March, so it looks like we are starting the 2026 Quilt Show season with a bang!

Popular "lovelies" for you to make from our Lamentables might include: wall hangings or art quilts (average size is 100-120" perimeter, but smaller, or larger, are great, too!); lap quilts or cuddle quilts for babies, children, or adults; quilts to use as a couch throw; even quilted hot pads, quilted tote bags, or other useful quilted items are all welcome.

Please stop by the Lamentables table in April and pick up something fun to work on in-between your many other projects. We are also seeking your input on which charity/charities we can support in 2026. You may add your suggestions to the list at the April TQG Guild Meeting, or email Liane at bnlfutch@msn.com. Thank you for all you do to make the Small Quilt Sale so successful, every year!

THE ULTIMATE quilt size chart



* * * * *

Small Quilt Sale Donation Form for the 2026 Fiesta Quilt Show

Name _____ Quilt Size: _____ X _____

Email _____ or Quilted Item Type: _____

Quilt title/Description/Quilt Story: _____

(Need more space? Use back side!)

Office Use only: Quilt # _____	Sale Price: \$ _____	TYS? Y N
--------------------------------	----------------------	----------



Bee Groups and Newly formed Bee Groups . . .

have spaces waiting for you to join in the quilting/ stitching, conversations and laughter. A few Bees have space for you and a friend or two: Far Eastside Bee that meets at Palma's Studio is ready to welcome you on your quilting adventure. Gather at Palmas the first Tuesday of November 7, 2023 at 1:00PM, 548 E

Drawdown Trail, Corona De Tucson. Looking forward to seeing you at Palma's Studio an awesome location and view of the mountians.

The Westside Bee meets the third Tuesday from 6:00PM-8:30PM at the Catus Quilt Shop, 6032 Oracle Rd. More information at the Welcome table – stop by and see Joyce with any questions or talk with Palma Davis, Far East Side Bee Host or Betty Jordon WestSide Bee Host.

LISTED BEES ARE OPEN TO NEW MEMBERS

EASTSIDE BEE

Vicki Moore
748-7219, 241-7290 Ask Vicki
for location 1st Thursday, 6:30 PM



NORTHEAST 9 PATCHERS

Janice Jones
tomjan620@msn.com

PACIFIC RIM QUILTING B

Contact: Kathryn Wald (kathrynwald@yahoo.com) & Saw Peng Laracuente (sp1602@hotmail.com)
Where: The Quilt Basket, 6538 E. Tanque Verde #130; 1st Tuesday, 10 am.

EAGLE WINGS QOV BEE

Char Gasker
cgasker@gmail.com
8421 Broadway Blvd.
at Quality Quilters
4th Thursday of the month



ART QUILTERS:

Karen Fisher—520-360-9600
7820 E. Broadway—SW corner of Broadway and Pantano
3rd Wed. of month 10 am— Noon



BROADWAY BEEZ:

Contact: Claudia Rickel, 520-544-9436 (home)
cricke07@gmail.com

The 3rd Friday Eastside Daytime Bee 10:00-2:00 at Quality Quilterz, 8421 E Broadway Blvd, Tucson



ALL LISTED BEES ARE OPEN TO NEW MEMBERS

ALL LISTED BEES ARE OPEN TO NEW MEMBERS

MONDAY NIGHT QUILTERS:

Marie Morris 520- 403-6208
520-623-0123



NORTH OF THE BORDER:

Mary Anne Strauss
520-429-1340
Call for location info
Every Thursday - 9:30 AM — Noon
Open to new members



NU-BEEs

Contact : Joyce Holley 816-223-4454
Westside Nighttime Bee The 3rd Tuesday 6:00-8:30 Cactus Quilt Shop 6032 N Oracle, Tucson.
Far Eastside NU Bee The 1st Tuesday starts 1:00 pm
Studio and location of Tucson Quilting Retreats of Palma Davis at 548 E Drawdown Trail, Corona de Tucson, AZ 85641

SOUTHEAST BEE

Going forward, we will meet the 4th Thursday of the month from 10-2 at the Esmond Loop Library on Mary Ann Cleveland. Contact Marilyn Hendricks (bbcody1951@outlook.com) or Pamela Golliet (sonoranskyquilting@gmail.com) for exact dates and information.

NORTHWEST STRIPPERS

Meets in members homes the first Thursday of the month from 3 pm to 5 pm. Contact June Vance at 520 744-2391


OLD PUEBLO QUILTERS BEE

Meets every 2nd Saturday at 1:30 with a member as hostess for the month. Contact Gretchen Galbraith , secretary at ggmiracles39@gmail.com. Our group is one of the "oldest" Bees in Tucson. We meet at the hostess' home. Members mostly reside in the NE/SE side of Tucson. As one of our projects each year, all members design and contribute to making a group charity quilt.

BEE KEEPER

For more information about any of the Bees listed or how to start you own bee, please contact our personal bee- keeper.

Karen Fisher, bees@tucsonquiltersguild.com



ALL LISTED BEES ARE OPEN TO NEW MEMBERS



TQG BOARD of DIRECTORS

President	Kathy Barton
Vice President	Joyce Holley
Recording Secretary	Becky Groene
Corresponding Secretary	Sandy Schuster
Treasurer	Mimi Pollow
Membership	Pamela Golliet
Programs Directors	Kelly Godbout
Bee Keeper	Karen Fisher
2026 Quilt Show Director	Helen Frost
2026 Quilt Show Co-Director	Lynn Rubel
Historian	Joyce Harrison
Hospitality	Francie McMillan
Library	Janet Chumbley
Newsletter	Peg Clampet
Pattern of the Month	Betty Jordan
Quilt-a-Thon	Kate Verbecke & Kathie Miller
Quilting for Others	Kate Verbecke & Kathie Miller
Technology	
Website	Kathy Barton

We CAN HELP GROW YOUR QUILT BUSINESS. Advertise with us.

Do You Operate a Quilting Related Business? We are pleased to offer advertising as a member benefit. Your listing will appear on our website under Resources > Quilt Services. The Board receives questions from the general public through our website asking for information on local longarm quilters, sewing machine maintenance, or other quilting related products. If you would like to be added to this page on our website, please send an EMAIL to me at website@tucsonquiltersguild.com Include the following information: Business Name Service/Product that you Offer; Website; EMAIL; and/or Phone Number. This opportunity is open to MEMBERS ONLY. But if you know of someone who might also want to be included, they are certainly welcome to join the Guild for just \$50 a year and we will be happy to advertise for them. –Kathy Barton – Webmaster

PLACE YOUR AD IN OUR NEWSLETTER

Do you have a sewing machine or other quilting accessories you would like to sell?

Members: \$5/ad, for quilting ad/sewing related items.

Do you have a quilting service you provide? Quilt related business/service:

Business Card— 3.5” x 2” (Horizontal or Vertical) **\$10/issue**

1/4 Page Ad—4.25” w x 5.5” h **\$15/issue**

1/2 Page Ad—8.5” w x 5.5” h (horizontal) 1/2 Page Ad 4.25” w x 11” h (vertical) **\$30/issue**

Full-Page Ad 8.5” x 11” **\$60/issue**

Non-members should add \$5 per category.

For additional information and/or to reserve space in the next newsletter, please contact the newsletter editor at newsletter@tucsonquiltersguild.com . Send checks to the TQG Treasurer at P.O. Box 14454, Tucson, AZ 85732

TUCSON QUILTERS GUILD BASICS

The mission of the Tucson Quilters Guild is to perpetuate the art of quilting, encourage the practice of quilting, and to stimulate interest in the art form.

Who:	All members	
What:	Business Meeting: First Wednesday of every month in Church Classroom General Meetings: Second Wednesday of the month or the Tuesday before 2 nd Wednesday	
When:	Business Meeting: 9:30 AM ~ 10:30 AM General Meetings: Tuesday Evening – 7:00 PM ~ 9:30 PM Wednesday Morning – 9:30 AM ~ 12:00 PM	
Where:	St. Frances Cabrini Church 3201 E. Presidio Near Fort Lowell and Country Club	Temporary General Meetings at: Unity of Tucson 3617 N Camino Blanco (off River Road between Swan and Craycroft)
(How): Parking	Guild members are asked to refrain from parking in the spaces in front of the Parish office. The Church wants these spaces to remain open for Church members who have business to attend in the office. This is the small building to the east of our meeting room. NOTICE: Tuesday Evening attendees: The Church's Family Classes are in session, please DO NOT PARK IN THE FRONT LOT. Use the side or rear lots.	
Why:	Come to get involved with all aspects of the Guild, to make new friends, learn new quilting skills, share, and most of all, to have FUN .	
Cost:	Members: \$50 / year (Due in January)	

Please remember to be kind to fellow members with allergies to scents and perfumes. Please attend the meetings fragrance/ perfume free. It means that another member can attend.

Due to copyright concerns, photos may be taken before the meetings, during the breaks, and after meetings.

No photography or videos are permitted during the guest speaker presentations.

Submission deadline for the next newsletter is the 20th of the month.

Please send your articles/ads to the Newsletter Editor at newsletter@tucsonquiltersguild.com

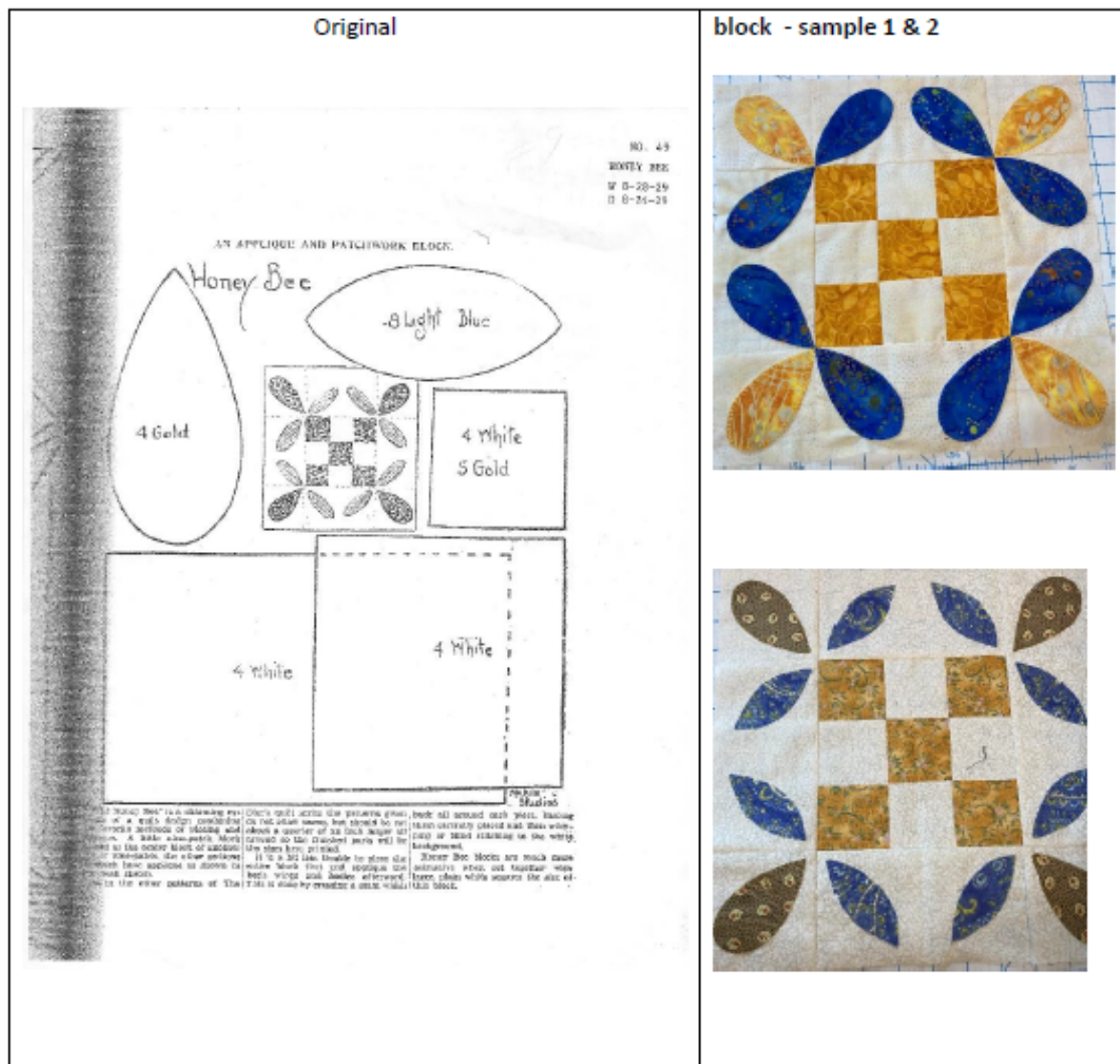
Please silence your phone during the meetings. Use the Do Not Disturb (DND) function on your phone or go to Google Play or Apple App Store to find a program to temporarily hush the phone.

TQG BLOCK of the MONTH

Block 10 - Kansas City Star Quilt Pattern Collection; Published March 1929

Honey Bee – the “Honey Bee” is a charming example of a quilt design combining the favorite methods of piecing and applique. A little nine patch block is used as the center block of another nine patch, the other sections of which have applique as shown in the small sketch. The other patterns of The Star’s series the patterns given do not allow seams but should be cut about a quarter inch larger all around so the finished parts will be the sizes here printed. It is a bit less trouble to piece the entire block first then applique the bees wings and bodies afterward. This is done by creasing a seam width back all around each piece, basting then carefully placed and whipping or blind stitching to the white background.

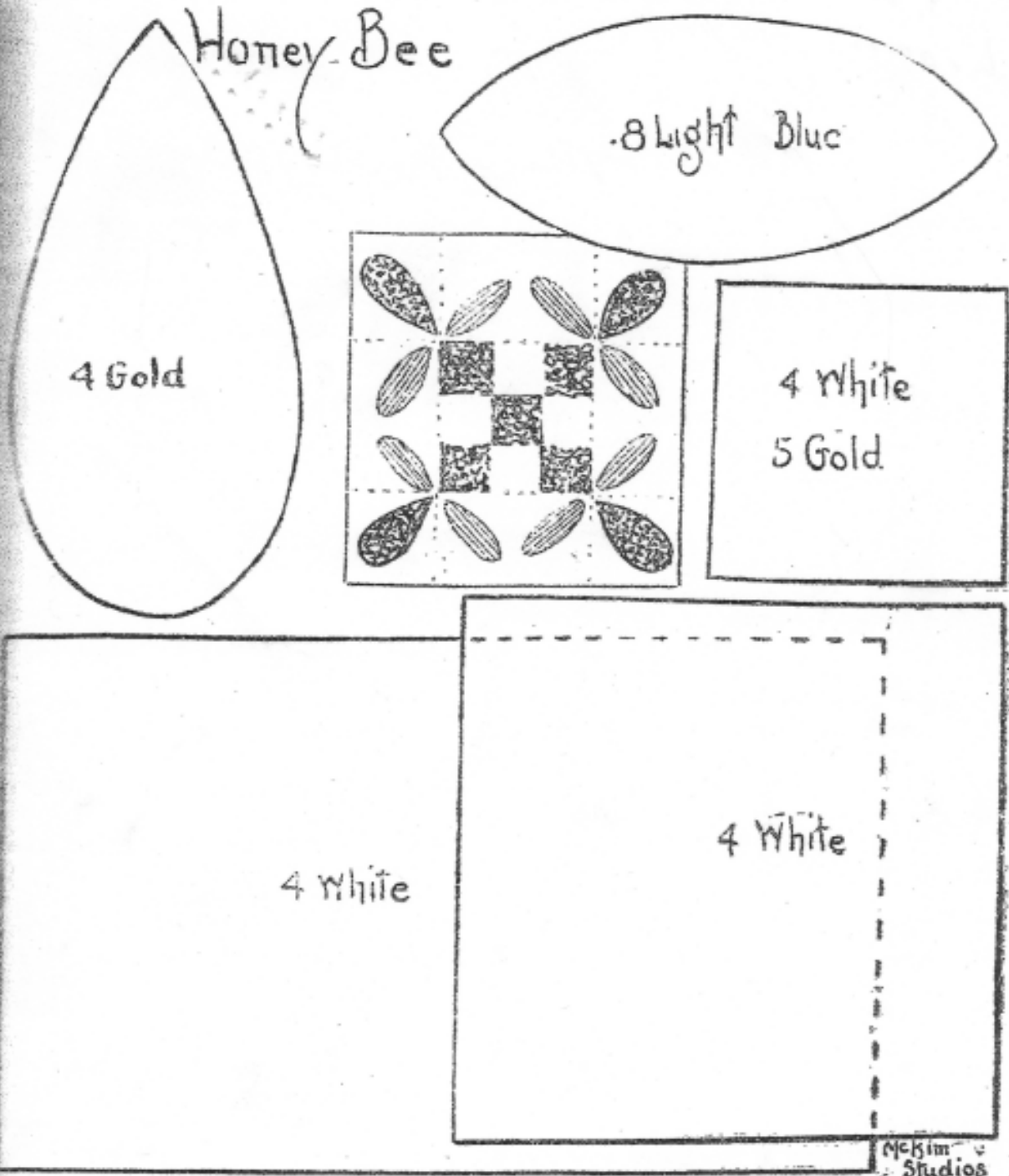
Honey Bee blocks are much more attractive when set together with large plain squares the size of this block.



Any questions please contact Betty Jordan 207-318-4396, bettyjordan444@gmail.com or Debra Searlata 818-281-0052, dsscrlata@gmail.com

7
Inch

AN APPLIQUE AND PATCHWORK BLOCK.



Any questions please contact Betty Jordan 207-318-4396, bettyjordan444@gmail.com
or Debra Searlata 818-281-0052, dsscarlata@gmail.com

CUTTING INSTRUCTIONS – BG = background

9 -Patches		Applique	
Color 1 (Gold)	5, 2 ½ sq	Color 1 (Gold)	4, 2 x 4
BG (white)	4, 2 ½ sq	Color 2 (Lt Blue)	8, 2 x 3 ½
Applique BG			
BG (white)	4, 3 ½ sq		
BG (white)	4, 3 ½ x 6 ½		

Use templates from the original page after this page

FINISH**9 Patches**

- 1- Arrange color 1 (Gold) and BG 3 ½ sq like diagram above

Applique BG

- 1- Piece using layout in diagram above using 9 patch & other Applique pieces

Applique

- 1- Using template pieces for wings and body of bees applique using your favorite technique

Finishing

- 1- block is 12 ½” unfinished, 12” finished