



Tucson
Quilters
GUILD

THREAD TALES

Volume 29 Issue 11

NOVEMBER 2024

President's Message: Confessions of a Workshop Junkie

The temperatures are finally beginning to dip at last and we can finally leave our homes again without hauling 8 gallons of water with us. It is also nice to see the attendance at our Guild meetings start to swell as our winter residents return to us. We've missed you!

And now that the horrifying thought of hauling my sewing machine across the hot pavement is no longer ever-present, I can return to one of my favorite activities – taking workshops!

I took my very first quilting class over several weeks at my local quilt shop. I finished but had never gone beyond that first sampler quilt. Then a divorce and the realization that I really needed a vacation. But where to go on my own? Browsing through my Quilter's Newsletter magazine, I saw an ad for the International Quilt Festival in Houston. It was only 2 weeks away, but I booked airfare, miraculously found a hotel on the shuttle service route, but, oh no, it was too late to sign up for workshops. Yet upon arrival I stumbled upon the board where prior registrants were trying to sell unwanted classes. I grabbed a few of those, signed up for the evening shop hop, and my addiction was born. Workshop 1 was "Color" with Ginny Beyer, workshop 2 was "Paper Piecing" with Carol Doak, and Workshop 3 was Scrap Quilts with Roberta Horton. For any of you "new to quilting", this was akin to front row seats at a Beatles (or maybe Taylor Swift) concert!



3D Illusions w/ Karen Combs

Since that first fortuitous experience, I have taken many, many more workshops and have enjoyed every one of them (even if the project occasionally ends up in the UFO pile). I still applique the "Piece O' Cake" way, and still use Carol Doak's paper piecing method to create our Quilt Show ribbon toppers. I've even taken classes where my fellow students were major award winners and even well know quilt instructors (like Roberta Horton and her sister Mary Matsushita).



Improv Curves w/ Vikki Pignatelli

You are never too old or too good to learn new things. Join me in a workshop sometime and see for yourself.

November CALENDAR

Business Meeting:
Wed. Nov. 6, 9:00 am
St. Frances Cabrini

General Meetings:
Tues. Nov. 12, 7:00 pm
Wed. Nov. 13, 9:30 am
St. Frances Cabrini

December CALENDAR

Business Meeting:
Wed. Dec. 4, 9:00 am
St. Frances Cabrini

General Meetings:
Tues. Dec. 10, 7:00 pm
Wed. Dec. 11, 9:30 am
St. Frances Cabrini

In This Issue:

President's Message	1
Upcoming Programs	2 - 3
Save the Date	4
Guild News	4-5
Guild Fiesta	6-8
Alternative Fabric Chal.	9
Quilting for Others	10
Quilt for a Cause	11
Quilt History	12
Small Quilt Sale	13
Ad	14-15
Quilt Bees	16-17
Board of Directors	18
Guild Basics	19
Block/Pattern of Month	20

NOVEMBER PROGRAM



Mary Flynn

Mary was born in Brooklyn but still misses Hawaii, where she spent most of her 20s. She currently lives in Sonoma County, California, where vineyards cover the hillsides and where her children grew up. Mary is a free-lance illustrator, mostly for quilt books. She designs and make her own quilts, which is about as much fun as she needs to have. She likes beach vacations and thinks not much beats a good road trip. In Mary's words, she's a sexagenarian, but not a vegetarian.

Program

Tales of Woe from the UFO Queen

UnFinished Objects. We all have them, some more than others. Mary may not have more than anybody, but she does have more than most, which is why she gets to be queen! It's a dubious honor and it doesn't come with a crown. Hear her reasons why she abandons projects – distraction, boredom, over-confidence, time-blindness – and her hilarious approach to dealing with her “royal affliction”.

Workshop

Laid-Back Paper Piecing

Paper piecing yields great results but, with this method, you'll also have a relaxing time at the sewing machine! This hybrid technique is an improvement over traditional foundation paper piecing; no sewing through paper and ripping it away at the end. The secret is in the folding back of the paper foundation, allowing it to be used again and again. Choose from two designs that would be difficult with seaming but are simple to sew using the laid-back way!



DECEMBER PROGRAM

Lenna DeMarco

A quilt collector and historian, Lenna spends her days researching and writing about quilt history as well as presenting programs, lectures, and trunk shows. A former professional dancer and choreographer, she is also a quilt restorer, repairing and conserving quilts for museums, dealers, and private collectors.

Lenna is a past national president of the American Quilt Study Group and founder of the Arizona Quilt Study Group. She was inducted into the Arizona Quilters Hall of Fame in 2016. She has an extensive collection of antique quilts and textiles that she loves to share.



Program

For Love of Red & Green: Appliqué Quilts of the 19th Century

One of the most challenging and admired quilt styles of the 19th Century is the beautiful red and green appliqué quilt. They were often created as a showcase of a woman's needle skill and the masterpiece of her work. The years 1840 to 1870 marked the high point of this style. We'll explore these quilts with their stunning needlework. Be prepared to be awed!



SAVE THE DATE

2024: Upcoming Programs and Workshops

November 12, 13, 14 – Mary Flynn
Program: *Tales of Woe from the UFO Queen*
Workshop: *Laid-Back Paper Piecing*

December 10, 11 – Lenna DeMarco
Program: *For Love of Red and Green: Appliqué Quilts of the 19th Centu*

GUILD NEWS

President's Challenge

The theme of the 2024 President's Challenge is "Trees and Tree Rings"

Rules

- You may use any colors.
- You may piece, applique, embroider, collage, improv, etc. as long as it has three layers.
- The quilt should measure no more than 100 inches around the perimeter. Any rectangular shape of that dimension is acceptable. If your quilt is not rectangular, make sure it will fit in a rectangle that is no more than 100" in perimeter.
- The quilt must have a hanging sleeve and a label containing the quilt maker's name and title of the quilt. Quilts must also be contained in a cloth bag (pillowcase) to protect them from dirt or damage.
- Quilts must be turned in at the November meeting.



Contact: Kathy Barton (president@tucsonquiltersguild.com)

Quilt Drop Off: Nov 12th & 13th (Guild Meetings), 2024.

The New Member Quilts are DUE!

If you joined the Guild within the last 2 years and have or will have your New Member Challenge quilt done, I NEED your paperwork NOW! So far I have only had 3 quilts turned in and we have over 140 of you! The quilts MUST be brought to the November meetings and turned in so we can vote on them in December. But I need your paperwork earlier. So please email a copy of your entry to Pamela Golliet at sonoranskyquilting@gmail.com.

Pamela Golliet, Membership

Upcoming Program/ Workshop

There is still space in the November 2024 Program

Mary E Flynn November 12th & 13th and workshop on November 14th

Workshop

“Laid-Back Paper Piecing”

Paper piecing yields great results but, with this method, you’ll also have a relaxing time at the sewing machine! This hybrid technique is an improvement over traditional foundation paper piecing; no sewing through paper and ripping it away at the end. The secret is in the folding back of the paper foundation, allowing it to be used again and again. Choose from two designs that would be difficult with seaming but are simple to sew using the laid-back way!

[Link to Workshop Registration Form](#)

[Link to Workshop Supply List](#)



Show & Tell Update

A favorite part of every guild meeting is Show & Tell, when we get to ooh and ahh over the creative endeavors of our members. In order to make it more organized and to avoid potential disasters, here are some new procedures.

- We need four volunteers each month to help. Two will be on the stage and two on the floor.
- The helper on the right will hand the quilts to the helpers on stage. Several quilts can be lined up ahead of time.
- The two helpers on the stage will open the quilt then slowly walk to the other end of the stage. This way everyone gets a good look at the quilts.
- The helper on the left will receive the quilts and hand them to their owner. (One of the tables by Programs can be used by the owner to fold the quilts.)
- The microphone stand will be moved to the front of the podium to protect all the cords behind the tables connected to the computer.
- No more passing the microphone back and forth or placing it on the table. It’s a delicate and expensive piece of equipment.
- The person showing the quilt will proceed to the microphone, introduce themselves, and talk about their project.

We’re hoping that these changes will make Show & Tell more enjoyable for everyone!

QUILT FIESTA



Tucson
Quilt Fiesta!

Quilt Fiesta 2025

Jan. 10-12

Pima County Fairgrounds

QUILT FIESTA! 2025 – JANUARY 10-12, 2025

DON'T FORGET

****VOLUNTEER *** VOLUNTEER*** VOLUNTEER****

Quilt Fiesta! is rapidly approaching and now it's time to tie up some important details. Our amazing quilt show needs lots and lots of volunteers to make it run like a well-oiled machine. One benefit of volunteering at the show is that you get admission for free – saving you \$10. That's \$10 you can use to buy a couple of fat quarters after your volunteer shift is over! You can sign up with Joline Albaugh at the Guild meetings; contact Joline at jolinealbaugh@gmail.com; or use signup.com – <https://signup.com/go/PaJEdAj>.

Some of the volunteer positions are as follows (usually 1 to 2-hour shifts):

- Show Set-up
- Quilt Hanging
- Volunteer Check-In
- Book Sales Booth
- Fabric Sales Booth
- Opportunity Quilt Ticket Sales
- White Glove
- Show Take-Down

Our beautiful **Opportunity Quilt** tickets are still available for you to pick up and sell to family, friends and neighbors. Tickets are \$2.00 each or 3 for \$5.00. The Quilt will be hanging at every Guild Meeting and will also travel around to local Quilt Shops. We're nearly 1/2 way to our sales goal! Way to go everyone. Proceeds from Opportunity Quilt Ticket sales are an important source of revenue for our Guild and help provide Guild programs and workshops you love. All sales also support important charitable projects our Guild provides through Quilting-For-Others. **The 2025 Show Pin** is also for sale @ \$5.00 each.


The Tucson Quilters Guild will once again have a booth at the **Tucson Quilt, Craft and Sewing Festival (Rusty Barn)** on November 7-9, at the Tucson Expo Center, 3750 E Irvington Rd. We'll be at booth 310 and Hope to see you there

Your President and New Member Challenge quilts are due to drop off at the November Guild Meetings. Voting for these categories will be held during the December meetings. Also, the Special Exhibits/Alternative Fabrics quilts can be dropped off to Diane Hartman at the November and December meetings.

Wendy Anderson will continue to accept your Small Quilt Sales “Lovelies” at the November and December meetings.

Thank you all for supporting the 2025 QUILT FIESTA! Without your help and support there wouldn't be a show. We look forward to seeing your beautiful quilt(s) hanging at Quilt Fiesta! 2025. From what I've seen, it's going to be AMAZING!

Kathie Gilbert and Fran Krackow
Co-Directors 2025 Quilt Fiesta!



**THE FOLLOWING QUILT FIESTA SUBMISSIONS ARE DUE AT THE
NOVEMBER GUILD MEETING:**

- *President's Challenge – Trees/Tree Rings**
- *New Member Challenge**
- *Vintage Quilts**

**THE FOLLOWING QUILT FIESTA ENTRIES ARE DUE AT THE
NOVEMBER GUILD MEETING:**

- *Special Exhibits– Alternate Fabrics**

2025 Quilt Fiesta Show Deadlines

EVENT	2024 DATES
Quilt Entry Forms due (CLOSED)	Sept Meetings (10/11) Postmarked by Sept 13
President's Challenge	Oct meeting – entries due Nov meeting - turn-in Dec meeting - Guild votes
New Member Challenge	Oct meeting – entries due Nov meeting - turn-in Dec meeting - Guild votes
Member Annual Theme	Oct meeting – entries due Nov meetings – turn in
Ribbons	Per ribbon committee
Small Quilt Charity Sales	Dec Meeting
Kids Row	Oct 14
Vintage Quilts	Oct Meeting – entries due Nov & Dec meetings – turn in
Quilt Drop Off	Jan 3 Cactus Quilts – 11a – 1p Jan 4 Cathey's Down The Block - 11a – 1p
Judging	Jan 6-7 Cactus Quilts
ZigZag Creation	Jan 8 - Fairgrounds
Quilt Hanging/Vendor/Exhibit load in	Jan 9 - Fairgrounds
Show Days	Jan 10-12 SHOW!!!

(Updated 9/26/24)

Entries

Hi Ladies!

This is a reminder to all of you who've entered quilts in the 2025 Quilt Fiesta! In the first week of December, be on the lookout for an email packet from me (nanahinch19@gmail.com) for all entries in Categories 100 through 2000. (Trish Hastings-Sargent will be sending all the info for Category 3000 entries.)

The packet will consist of an email and two attachments – one with instructions for quilt preparation and delivery and a second attachment with your claim checks and labels. If you entered more than three quilts there will be two claim check attachments. I will need you to respond to that email after you've checked and made sure all the materials are correct. If not – please let me know ASAP!

I saw a lot of new members entering quilts for the first time, so please don't hesitate to ask me any questions you might have about the process! You can call my landline (yes...I still have one – 520-867-8073), text me (520-780-4150) or email me at the address above.

Thanks!
JoAnn Hinchliffe
Entries

Alternative Fabric Special Exhibit

Throw the rule book away and make a wall hanging quilt using alternative fabrics. Material examples may include silk, burlap, leather, tulle, faux fur, plastic bags, denim, or even metal. The ONLY requirement is that to be considered a Quilt, it must have 3 layers. All the other options are up to YOU! Be creative and JUMP way outside of the box.

Rules:

- You must be an active member of the Tucson Quilters Guild to submit an entry.
- The quilt should measure no more than 100 inches around the perimeter. Any shape of that dimension is acceptable.
- This quilt does not count toward your three judged or non-judged Quilt Fiesta entries.
- The quilt must have a hanging sleeve. Instructions are located here.
- Label the quilt with the quilter's name and the title of the quilt. If needed, print this document and hand-sew the paper Quilt ID tag to the back of the quilt.
- Deliver the quilt in a pillowcase-like bag, with a label at the opening. Print this document for the Quilt ID/Pillowcase Tags and instructions.

Deadline for 2025 Special Exhibit Entries ~ November 1st, 2024 application due.
Drop Off at St. Francis Cabrini Church at the December 2024 Guild meetings.

Turn in to Diane Hartman. Email: dhartman69080@gmail.com

Alternative Fabrics Special Exhibit Application Form (Due by November 1.)

Entrant's Name: _____ Membership#: _____

Entry Title: _____

Top by: _____

Quilted by: _____

Street Address: _____

City, State, Zip _____ Phone #: _____

E-Mail: _____

Description: Use this space to provide details about your quilt. Please include information about the alternate fabrics you have used and elaborate about the 3 layers you have used to create your quilt. Talk about the technique you used for your creation. Do not use more than 40 words in your description.

QUILTING FOR OTHERS

Quilting for Others!

It is getting to look a lot like.....

- A. Thanksgiving
- B. Christmas
- C. Quilt Fiesta!

Whoa, time is flying and our group is still the most generous of all despite this busy time of year!

We have donated 488 pet beds to various animals shelters since May...Wooff, Meooooow and whatever a ferret might utter to say "THANK YOU SO MUCH FOR THINKING OF US!!!"

In September we collected 30 completed quilts and many more ready to be bound. Since they are all small quilts they will be distributed to St Lukes Assisted Living, DaVita Dialysis and Answers for Life once they have the labels attached. We will have many bundles available at our next meeting - remember, there is no time constraint so if you see something you would like to use, pick it up and work on it after the holidays and Quilt Fiesta!. (It will help us clear our overflowing storage unit.)

Many Bunches of thanks from your Quilting for Others Team

Kate Verbeke
Kathie Miller
Lynn Rubel
Shellie Whitman



QUILT FOR A CAUSE

November 2024



Quilt For a Cause Presents:

A One Day Bus Trip to *QuiltCon*, Friday, February 21, 2025

We will travel by bus to the Modern Quilt Guild *Quilt Con* in Phoenix, AZ. The cost will be \$85 per person and includes a round-trip ride in a passenger bus (from Mountain View Travel) with pickup at two locations in Tucson. The package contains one entry ticket to the show (\$18 value), drinks, and snacks, entertainment and prizes. The price includes a \$20 donation to Quilt for a Cause, a 501(c) 3 non-profit organization.

The Details:

Bus: two pick-up stops: Reid Park and Oro Valley Marketplace (locations may change).

Entry: to the *QuiltCon* at the opening of the Convention Center (Phoenix 100 N 3rd St. Phoenix, AZ 85004 and return travel to Tucson. Snacks, drinks, and lots of fun!

We need to reserve seats for 55 attendees by December 31, 2024.

The Benefits:

Entry tickets purchased in advance, no driving to and from Phoenix, no parking, easy drop off and pick up in Phoenix, a fun experience, and support for a great cause!

Reserve your seat at [Quiltforacause.org](https://quiltforacause.org) in the Events Tab. Payment by credit card only. We now accept PayPal. Full refund if the bus trip is cancelled. No refunds after December 31, 2024. You may resell your Seat to someone else if you cannot attend. If we sell out, there is an option for a waitlist spot.

More information: <https://quiltcon.com>



Our beautiful new raffle quilt, *Enchanted Garden*, was created by Carol Carpenter. Tickets will be on sale at TQG meetings and other locations. Drawing will be held in January. Because of your generous support, we were able to give away \$50,000 to various organizations that support victims of gynecological and breast cancers here in Southern Arizona.

If you'd like to make a quilt to donate to Quilt For a Cause, in addition to "guy" quilts, our current need is for quilts with a Southwest, or University of Arizona, theme, as well as for table runners or toppers, and **especially small wall hangings**. We also need baby quilts. As always, we are pleased to receive your quilt gifts with any theme to continue our Cause of fighting breast and gynecologic cancers. Please contact us on the website, and we will arrange to get the quilts from you. The quilt donation form is available on our website. Thank you so much!

Finally, we are seeking new QFaC board members and volunteers. If you are interested in helping or know someone who would be, please contact us. They don't have to be quilters. We need social media experts too!

Upcoming Events:

October '24 – Breast Cancer Awareness Month

Nov. 2-3 '24 – Harlow Gardens

Nov. 7-9 '24- Quilt, Craft and Sew Event (Rusty Barn)

Dec. 12 '24- Tucson Cancer Conquerors Holiday Tea

Jan. 10-12 '25 – Tucson Quilters Guild Fiesta

February 21, 2025 *Bus trip to QuiltCon in Phoenix.*

Thank you so much for reading about Quilt For a Cause.
Francie McMillan (on behalf of Quilt For a Cause)

Many of you have had kits for Paint by Number pictures, putting Lego blocks together to make varied buildings, cars, trucks, or other devices, even things like paternity test kits, or grandparent DNA tests, and there also are kits for prefab housing units! The homes are tiny, perhaps more like a cabin. There also are Origami kits, both in paper or in fabric. But, have you ever heard of a quilt kit? Well, I have, in fact, some years ago, a friend gave me two crib quilts that were originally made from kits. They are simple, but quite lovely as I am certain that you'll agree when you see them.

Marie Webster first had quilts featured in Ladies Home Journal in 1911. That same year, she began selling patterns for her designs. She was the first successful quilt designer in the United States who also sold patterns, kits, basted tops, and finished quilts based on her designs. She became quite successful and in 1915, wrote a book, *Quilts, Their Story and How to Make Them*.

Robert Shaw, in his book, *American Quilts, The Democratic Art*, discusses both Webster and McKim. If you don't have his book, you may consider either buying it or borrowing it from the library. It's excellent in my opinion. Anyway, Shaw describes a quilt kit as containing the pattern, tools needed, precut fabrics, batting, and necessary instructions. The kits are both simple and complex and also for both pieced or appliquéd quilts. And as if that didn't give enough choices for the eager seamstress, Charm Kits also were available. These kits provided items to decorate the top of a quilt after it was made.

Webster's success encouraged others to follow her lead. Newspaper's around the country regularly published quilt patterns and other related information during the 1920s and 30s. In fact, by 1934, Sterns and Foster, a batting manufacturer, claimed that there were over 400 newspapers publishing quilt patterns. Ruby Short McKim and her husband, also sold quilt kits and needlework designs through a needlework catalogue that they called *Designs Worth Doing*. Would you like to try a quilt kit? I think that it might be rather fun to try...for me, though, it would have to be an appliquéd quilt kit.

PS. Robert Shaw has two books published with the same title: *American Quilts: The Democratic Art* (2014) and *American Quilts, The Democratic Art, 1780-2007*. (2009)

I used the updated version as my basic source although I do have both books at my side. Robert Shaw is excellent!



SMALL QUILT SALE

Small Quilt Charity Sale

It's almost Fiesta time! Two more months (November-December) to donate small quilts- we have about 100 so far! At the guild meetings, check out our table next to the Quilt For a Cause table. We have many wonderful orphan blocks to be finished into small fabric pieces. Quilters may donate small wall quilts, art quilts, table runners, baby pillows and other creative pieces. The beneficiaries for our 2025 Small Quilt Charity Sale at the Fiesta are as follows:

Literacy Connects. www.literacyconnects.org - Literacy Connects offers an amazing number of services to teach English language, reading skills and reading enjoyment to adults and children. The Career and Digital Skills Lab provides assistance with job search tasks and digital literacy skills that enable the pursuit of educational goals, personal interests, work, and civic engagement. The Youth Center provides a free after-school and summer program where middle school students build skills in theatre, film, and collaboration. The Reading Seed provides coaching and tutoring to children in kindergarten-2nd grade. Please see the website for more info on this agency's extensive programs and volunteer opportunities.

Casa Alitas. www.casaalitas.org - Casa Alitas provides support to asylum-seekers approved to legally reside in the U.S. Most are families- parents and children from a variety of places around the globe, including Central America, South America, Mexico, India, Nepal, Africa, Eastern Europe and more. Casa Alitas provides brief shelter, food and clothing to people released from border patrol which enables them to travel to their final destinations. Also please see the website for more information!

Thank you all in advance for your support of these essential agencies! For questions about the small quilt sale, please contact us at quiltfiesta@tucsonquiltersguild.com.

2025

Small Quilt Entry Form (For Completed Donations)

Quilter's name(s): _____

Address: _____ Phone # _____

Email: _____


Quilt Title: _____

Quilt width: _____ Quilt length: _____

Artist's statement about this quilt: (50 words or less)


OFFICE USE ONLY

QUILT NUMBER _____



Thursday, November 7, 2024 at 11 AM MST

Tucson Quilt, Craft & Sewing Festival

 TUCSON EXPOCENTER 3750 E. Irvington Road, Tucson, AZ 85714

FREE PARKING / [ADMISSION: FREE](#)

HOURS: 10 AM - 5 PM Thursday & Friday | 10 AM - 4 PM Saturday

Come join us at our Festival in Tucson - *At the Quilt, Craft & Sewing Festival you will find a wide variety of Sewing, Quilting, Needle-Art and Craft supply exhibits from many quality companies.*

**SEWING | QUILTING | CRAFTS | NEEDLEARTS
MAKE 'N TAKES - FREE DEMOS | DAILY DOOR PRIZE DRAWINGS**

FREE SHOW & PARKING!

15th Annual Tucson Quilt, Craft & Sewing Festival
 Bigger, Better & more Creative than ever!



FREE CLASSES & DEMOS!

For additional show information visit our website at:
www.quiltcraftsew.com

**SEW CREATIVE & COLORFUL!
 LOTS OF EXCITING NEW BOOTHS!**

Tucson Quilt, Craft & Sewing Festival

at the Tucson Expo Center (Not the Convention Center)
 (3750 E. Irvington Rd / exit 264) FREE PARKING!

NOV 7, 8 & 9, 2024

Thurs & Fri 10 am - 5 pm, Sat 10 am - 4 pm

SEWING • QUILTING • NEEDLE-ARTS • CRAFTS

See and buy the latest supplies, fabrics, notions patterns and tools... all under one roof!

\$500 CASH given daily at 9:45 am! Be in line early for your chance to win big / \$500 split between 20 winners each day!

FREE ADMISSION!

Bring your creative friends and family for a free & fun filled day!

We CAN HELP GROW YOUR QUILT BUSINESS. Advertise with us.

Do You Operate a Quilting Related Business? We are pleased to offer advertising as a member benefit. Your listing will appear on our website under Resources > Quilt Services. The Board receives questions from the general public through our website asking for information on local longarm quilters, sewing machine maintenance, or other quilting related products. If you would like to be added to this page on our website, please send an EMAIL to me at website@tucsonquiltersguild.com Include the following information: Business Name Service/Product that you Offer; Website; EMAIL; and/or Phone Number. This opportunity is open to MEMBERS ONLY. But if you know of someone who might also want to be included, they are certainly welcome to join the Guild for just \$50 a year and we will be happy to advertise for them. –Kathy Barton – Webmaster

PLACE YOUR AD IN OUR NEWSLETTER

Do you have a sewing machine or other quilting accessories you would like to sell?

Members: \$5/ad, for quilting ad/sewing related items.

Do you have a quilting service you provide? Quilt related business/service:

Business Card– 3.5” x 2” (Horizontal or Vertical) **\$10/issue**

1/4 Page Ad—4.25” w x 5.5” h **\$15/issue**

1/2 Page Ad—8.5” w x 5.5” h (horizontal) 1/2 Page Ad 4.25” w x 11” h (vertical) **\$30/issue**

Full-Page Ad 8.5” x 11” **\$60/issue**

Non-members should add \$5 per category.

For additional information and/or to reserve space in the next newsletter, please contact the newsletter editor at newsletter@tucsonquiltersguild.com . Send checks to the TQG Treasurer at P.O. Box 14454, Tucson, AZ

85732



Bee Groups and Newly formed Bee Groups . . .

have spaces waiting for you to join in the quilting/ stitching, conversations and laughter. A few Bees have space for you and a friend or two: Far Eastside Bee that meets at Palma's Studio is ready to welcome you on your quilting adventure. Gather at Palmas the first Tuesday of November 7, 2023 at 1:00PM, 548 E Drawdown Trail, Corona De Tucson. Looking forward to seeing you at Palma's Studio an awesome location and view of the mountains.

The Westside Bee meets the third Tuesday from 6:00PM-8:30PM at the Catus Quilt Shop 6032 Oracle Rd. More information at the Welcome table – stop by and see Joyce with any questions or talk with Palma Davis, Far East Side Bee Host or Betty Jordon WestSide Bee Host.

ALL LISTED BEES ARE OPEN TO NEW MEMBERS

EASTSIDE BEE

Vicki Moore
748-7219, 241-7290 Ask Vicki
for location 1st Thursday, 6:30 PM



NORTHEAST 9 PATCHERS

Janice Jones
tomjan620@msn.com

PACIFIC RIM QUILTING B

Contact: Kathryn Wald (kathrynwald@yahoo.com) & Saw Peng Laracuente (sp1602@hotmail.com)
Where: The Quilt Basket, 6538 E. Tanque Verde #130; 1st Tuesday, 10 am.

EAGLE WINGS QOV BEE

Char Gasker
cgasker@gmail.com
8421 Broadway Blvd.
at Quality Quilters
4th Thursday of the month



ART QUILTERS:

Karen Fisher—520-360-9600
7820 E. Broadway—SW corner of Broadway and Pantano
3rd Wed. of month 10 am — Noon



BROADWAY BEEZ:

Contact: Claudia Rickel, 520-544-9436 (home)
cricke107@gmail.com

The 3rd Friday Eastside Daytime Bee 10:00-2:00 at Quality Quilterz, 8421 E Broadway Blvd, Tucson

ALL LISTED BEES ARE OPEN TO NEW MEMBERS

ALL LISTED BEES ARE OPEN TO NEW MEMBERS

MONDAY NIGHT QUILTERS:

Marie Morris 520- 403-6208
520-623-0123



NORTH OF THE BORDER:

Mary Anne Strauss
520-429-1340
Call for location info
Every Thursday - 9:30 AM — Noon
Open to new members



NU-BEEs

Contact : Joyce Holley 816-223-4454
Westside Nighttime Bee The 3rd Tuesday 6:00-8:30 Cactus Quilt Shop 6032 N Oracle, Tucson.
Far Eastside NU Bee The 1st Tuesday starts 1:00 pm
Studio and location of Tucson Quilting Retreats of Palma Davis at 548 E Drawdown Trail, Corona de Tucson, AZ 85641

SOUTHEAST BEE

Meets the 3rd or 4th Wednesday from 10-2 at the Esmond Loop Library on Mary Ann Cleveland. Contact Marilyn Hendricks (bbcody1951@outlook.com) or Pamela Golliet (sonoranskyquilting@gmail.com) for exact dates and information.

NORTHWEST STRIPPERS

Meets in members homes the first Thursday of the month from 3 pm to 5 pm. Contact June Vance at 520 744-2391

OLD PUEBLO QUILTERS BEE

Meets every 2nd Saturday at 1:30 with a member as hostess for the month. Contact Gretchen Galbraith , secretary at ggmiracles39@gmail.com. Our group is one of the "oldest" Bees in Tucson. We meet at the hostess' home. Members mostly reside in the NE/SE side of Tucson. As one of our projects each year, all members design and contribute to making a group charity quilt.

BEE KEEPER

For more information about any of the Bees listed or how to start you own bee, please contact our personal bee- keeper.

Karen Fisher, bees@tucsonquiltersguild.com



ALL LISTED BEES ARE OPEN TO NEW MEMBERS



TQG BOARD of DIRECTORS

President	Kathy Barton
Vice President	Joyce Holley
Recording Secretary	Becky Groene
Corresponding Secretary	Sandy Schuster
Treasurer	Mimi Pollow
Membership	Pamela Golliet
Programs Directors	Kelly Godbout & Helen Frost
Bee Keeper	Karen Fisher
2025 Quilt Show Director	Kathie Gilbert
2025 Quilt Show Co-Director	Fran Krackow
Historian	Joyce Harrison
Hospitality	Francie McMillan
Library	Janet Chumbley
Newsletter	Peg Clampet
Pattern of the Month	Betty Jordan
Quilt-a-Thon	Kate Verbecke & Kathie Miller
Quilting for Others	Kate Verbecke & Kathie Miller
Technology	Jean Firestine
Website	Kathy Barton



Volunteers Needed

TUCSON QUILTERS GUILD BASICS

The mission of the Tucson Quilters Guild is to perpetuate the art of quilting, encourage the practice of quilting, and to stimulate interest in the art form.

Who:	All members
What:	Business Meeting: First Wednesday of every month in Church Classroom General Meetings: Second Wednesday of the month or the Tuesday before 2 nd Wednesday
When:	Business Meeting: 9:30 AM ~ 10:30 AM General Meetings: Tuesday Evening – 7:00 PM ~ 9:30 PM Wednesday Morning – 9:30 AM ~ 12:00 PM
Where:	St. Frances Cabrini Church 3201 E. Presidio Near Fort Lowell and Country Club
(How): Parking	Guild members are asked to refrain from parking in the spaces in front of the Parish office. The Church wants these spaces to remain open for Church members who have business to attend in the office. This is the small building to the east of our meeting room. NOTICE: Tuesday Evening attendees: The Church's Family Classes are in session, please DO NOT PARK IN THE FRONT LOT. Use the side or rear lots.
Why:	Come to get involved with all aspects of the Guild, to make new friends, learn new quilting skills, share, and most of all, to have FUN .
Cost:	Members: \$50 / year (Due in January)

Please remember to be kind to fellow members with allergies to scents and perfumes. Please attend the meetings fragrance/ perfume free. It means that another member can attend.

Due to copyright concerns, photos may be taken before the meetings, during the breaks, and after meetings.

No photography or videos are permitted during the guest speaker presentations.

Submission deadline for the next newsletter is the 20th of the month.


Please send your articles/ads to the Newsletter Editor at newsletter@tucsonquiltersguild.com

Please silence your phone during the meetings. Use the Do Not Disturb (DND) function on your phone or go to Google Play or Apple App Store to find a program to temporarily hush the phone.

Tucson Quilt Guild Block of the Month Block 6 –

Kansas City Star Quilt Pattern Collection; Published April 1930 Single Wedding Ring –

That variation of the Wedding Ring quilt, both single and double, were popular in grandmother’s day is attested by this pattern of the single Wedding Ring Block that has over 90 years of history behind it. This lovely old-time block was contributed to the Star by Miss Margaret Ballard 4138 Michigan Ave, who says it has been in her family since the early part of the last century. A cousin of Miss Ballard living near Kingsville, MO has the original quilt. Printed patches of gingham make an attractive block as do a combination of pastel on a plain background.



CUTTING INSTRUCTIONS

background		Color(s)	
5	2 ½” square	4	2 ½” square
8	3” square (HST)	8	3” square (HST)

FINISH Make 16 HST from the 3” squares Trim to 2 ½” square Layout pieces according to diagram in original above and stitch together If you press each row in opposite directions, then you can nest seams Block size 10 ½” unfinished, 10” finished

Any questions please contact Betty Jordan at 207-318-4396, bettyjordan444@gmail.com or Debra Searlata at 818-281-0052, dsscarlata@gmail.com