



# THREAD TALES

Volume 29 Issue 3

March 2024

## President's Message

Dear Tucson Quilt Guild Members,

I hope this letter finds you all well and happy. Our guild has been a source of joy and creativity for each of us, and I am excited to share some updates and plans for the month ahead.

Firstly, I hope all of you who attended the Quilt Fiesta! had a fabulous time. I want to extend my deepest gratitude to each member who contributed to our 45<sup>th</sup> Quilt Fiesta! Big kudos to Lucy Thurston, Kathie Gilbert and all of you, (and we can't forget the husbands), who helped put this grand show together. The show was a true testament to our collective talent and dedication. The judges had a tough time choosing winners, as the level of craftsmanship was so high. Great vendors, great baskets, great quilts, great programs. Also, I want to thank Cathey's Sewing and Vacuum for their continued support of our show and our guild.

For the President's Challenge Quilts – I want to thank all 23 quilters for entering. Great job: you all rose to the challenge with glee, humor, and beauty. They were all fantastic. The winners voted on by the guild members are:

- 1<sup>st</sup> place: Nancy Zeller, Her Majesty
- 2<sup>nd</sup> place: Rhonda Borders, Vanishing Species
- 3<sup>rd</sup> place: Connie German, Painted Hummingbird
- Honorable Mention: Candice Harrison, Queen Latifa

Get ready - the President's Challenge theme for next year, will be "Tree Rings and Trees". I encourage you to find time to visit the University of Arizona's Tree Ring Lab (the largest in the world) and go on the free and amazing tour. Tree rings meet astronomy and geology. (really!) We are all connected to nature. <https://lrr.arizona.edu>

If any of you missed our outstanding February program by anthropologist, author, and quilt lecturer Carolyn O'Bagy Davis on Hopi Quilts, or if you heard her and would like more information – her website is: <https://www.carolynobagydavis.com>.

This month we welcome award-winning quilter Karen K. Stone and her program "Evolution as a Quilter." Prepare to be dazzled by her trunk show and her lighthearted stories of lessons she's learned along the quilting path.

Continued on page 5

## March CALENDAR

**Business Meeting:**  
Wed. Mar. 6, 9:30 am  
St. Frances Cabrini

**General Meetings:**  
Tues. Mar. 12, 7:00 pm  
Wed. Mar. 13, 9:30 am  
St. Frances Cabrini

## April CALENDAR

**Business Meeting:**  
Wed. Apr. 3, 9:30 am  
St. Frances Cabrini

**General Meetings:**  
Tues. Ap. 9, 7:00 pm  
Wed. Ap. 10, 9:30 am  
St. Frances Cabrini

### In This Issue:

President's Message	1
Upcoming Programs	2-5
Save the Date	6
Guild News	6-7
Guild Fiesta	8-10
Quilt for a Cause	11
Quilting for Others	11
Small Quilt Sale	12
Quilt History	13
Ads	14
Quilt Bees	15-16
Board of Directors	17
Guild Basics	18
Block/Pattern of Month	19

# MARCH PROGRAM

## *Karen K. Stone*

A quilter since 1986, Karen's inspiration manifests equally of innovation and tradition. Her quilts have won numerous awards including first prizes in international competitions and her designs appear frequently in exhibition. Having enjoyed success in design, publication, and teaching, Karen continues to teach and reinvent herself in new work. She holds degrees in Piano from Baylor and Indiana Universities, has two beautiful daughters, three exemplary cats, and rides her bike from historic Deep Ellum in Dallas, Texas.

### **Program**

#### *Evolution as a Quilter*

Prepare to be dazzled by this amazing trunk show of quilts created by award-winner Karen K. Stone. She will lightheartedly share old and new quilts that have taught her important lessons as a quiltmaker and artist.



### **Workshop**

#### *Wild Women Don't Get the Blues*

Karen says she's never had more fun making a quilt than she did making this one – and you will, too! The patchwork is straightforward but amazing things happen with color and secondary design. Never foundation pieced? Perfect!





# APRIL PROGRAM

## *Arlene Walsh*

Arlene has been quilting for more than 50 years and remembers using cereal boxes to make templates; she appreciates all the special materials and tools now available to quilters! Since the beginning, Arlene has been drawn to appliqué designs, choosing to create them with hand appliqué techniques. This year marks the 30<sup>th</sup> year of her pattern company, Arlene Walsh Designs, for which she has designed more than 100 patterns, many featuring images of the Southwest.

When Arlene returned to quilting after a break due to illness, she found that quilters were more interested in machine work instead of hand. She became friends with her sewing machine and embraced using it for her one-of-a-kind appliqué designs. Arlene's current passion is collage.



### Program

#### *Appliqué Through the Years*

Join Arlene as she takes you on her quilt journey, shown with lots of vibrant quilts, all featuring appliqué and beaded motifs created in her signature style. She'll share how the Southwest has inspired her designs, from chili ristras to saguaros to Eagle Dancers, one of her popular Block of the Month patterns. Newer pieces will showcase Arlene's passion and talent for collage.



### Workshop

#### *Beaded on the Run* (Wednesday, 1:00 – 4:00pm)

Learn the secrets of adding beads to your quilts for dimension and sparkle! See how to add beads to a finished quilt and make the back as pretty as the front. You'll discover the best threads, needles, and beads to use and practice five different beading stitches





# MAY PROGRAM

## *Janet Carruth*


Janet is an Arizona native and, as the daughter of a home economics teacher, learned her way around cloth, thread, and the sewing machine at an early age. In 1978, she and Laurene Sinema opened The Quilted Apple in Phoenix. That same year, Janet co-founded the Arizona Quilt Guild.

Always interested in the historical aspects of quilting, Janet was an organizer of the Arizona Quilt Project and served as chairman of the book committee. The project documented more than 3,000 quilts and culminated in two exhibits and the book *Grand Endeavors*. She has also authored numerous books, magazine articles, and scholarly papers. Janet was honored to be inducted into the Arizona Quilters Hall of Fame in 2009.

### Program

Laurene Sinema: Legacy of Heart & Hand

Fondly remembered as “Arizona’s Mother of Quilting”, Laurene Sinema was instrumental in promoting quilting throughout the state. She opened The Quilted Apple in 1978, which was one of the first shops in the nation dedicated to quilting. Laurene was also an author, pattern and fabric designer, visionary, and much more. Learn about her far-reaching legacy and enjoy viewing many of her creations.



# JUNE PROGRAM

## *Support Your Local Quilt Shop*

Can you match the owner to the Quilt Shop?

- A. Lisa Ellis
- B. Tawnya Freeman
- C. Bailey Stout
- D. Lena Tsuruda



*Cactus Quilt*  
SHOP

**Sewing Room and  
Quilt Basket**

*Don't put all of your  
spools in one basket*



**Quilter's Market** \_\_\_\_

**Quilt Basket** \_\_\_\_

**Cactus Quilts** \_\_\_\_

**By & By** \_\_\_\_

Answers on the last Page

## *President's Message continued*

To business: at our March meetings, we will be asking for board nominations. We have a vibrant board of volunteers who have been working on these committees for years and we NEED NEW PEOPLE. I stepped up a few years ago, as a snowbird, and I can say it has become one of the most personally satisfying things I have done – I can't tell you how many friends I've made. I'm so honored to be part of this amazing group. Thank you for this opportunity. I'd love for YOU to also consider putting a toe in the water – you'll be surprised. You know what they say about many hands make light the work.... It's true. New ideas and new energy for any organization is a good thing. Talk to me, Kathy Barton or anyone else on the board. Kathy Barton is addressing this further in the newsletter, along with changes to the bylaws the board has approved to bring to you for a vote.

In closing, as always, I encourage each member to share their projects, ideas, and experiences during our meetings. Your contributions enrich our community and foster a supportive atmosphere where creativity thrives.

Quilt on....

Warmest regards,

Cathy Lillie

# SAVE THE DATE

2024

## Upcoming Programs and Workshops

2024

**March 12, 13, 14 – Karen K. Stone**

Program: *Evolution as a Quilter*

Workshop: *Wild Women Don't Get the Blue*

**April 9, 10 – Arlene Walsh**

Program: *Appliqué Through the Years*

Workshop: *Beading on the Run*

**May 7, 8 – Janet Carruth**

Program: *Laurene Sinema: Legacy of Heart and Hand*

**June 11, 12**

*Support Your Local Quilt Shop*

Lisa Ellis, Tawnya Freeman, Bailey Stout, Lena Tsuruda

**July 9, 10 – Quilt-a-Thon**

**August 13, 14 – Beat the Heat Retreat**

**September 10, 11, 12 – Lynn Koolish**

Program: *Making Design Principles Work for You*

Workshop: *All About Fabric Dyeing and Color Mixing*

**October 8, 9, 10 – Melissa Corry**

Program: *Fast & Fun Lap Quilts*

Workshop: *Nordic Nights Curved Piecing*

**November 12, 13, 14 – Mary Flynn**

Program: *Tales of Woe from the UFO Queen*

Workshop: *Laid-Back Paper Piecing*

**December 10, 11 – Lenna DeMarco**

Program: *For Love of Red and Green: Appliqué Quilts of the 19<sup>th</sup> Century*

# GUILD NEWS

## By-Laws Update – *Voting at the April Meetings*

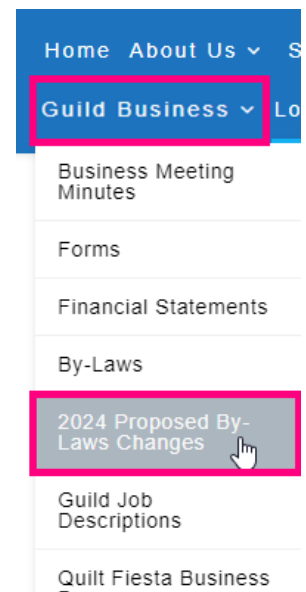
The Guild by-laws were last amended in April of 2022. The Board has recently approved a couple of major changes that the membership will be voting on at the May General Meetings.

1) We have eliminated term limits. Originally, it was felt that the skills required for Treasurer would limit our ability to replace that position every two years. But, realistically, in recent years we have had problems filling many of our Board and Standing Committee positions, so we decided to eliminate the 2-year requirement altogether. If a member is willing, and is in good standing with the Board, they may run again for another term.

2) The Program Co-Chair terms will now be staggered just like the Quilt Show Co-Chair positions. The first year of their term will be as co-chair and then in the second year they will take over as the full Programs Chair.

3) Currently, the Vice-President and President are two-year terms each with the expectation that the Vice-President will become the next President, effectively making this a 4-year commitment. The change will be much like the 2 Co-Chair positions whereby the Vice-President will serve 1 year and then become President in their 2nd year.

4) All of these changes necessitated a change in the election cycle. EVERY year we will now need to elect a Vice-President, Program Co-Chair, and Quilt Show Co-Chair. In even numbered years





we will also elect a Membership Director, Recording Secretary, Treasurer, and Member-at-Large.

**NOTE: If you are interested in any of these elected positions please contact me or any other Board member for more information. We do hope these shortened and/or staggered terms will make it easier for more of you to serve.**  
5) Simplification of the job descriptions in the by-laws. Complete descriptions and explanation of duties can be found on the website under the Guild Business heading.

There were other smaller changes to the by-laws that I encourage you to review. Also found under Guild Business, I have added the full document with all changes highlighted.

Kathy Barton - Vice-President (and if approved, your next President).

\* \* \* \* \*

***Programs***

Workshop Update

If you haven't taken advantage of our workshops, you're missing out! We've had some fabulous teachers lately and the classes have been great. Here are some things you might not know:

- All of the workshops are held at St. Frances Cabrini Church, in the same hall as our meetings.
- For machine sewing classes, each student gets a whole table with plenty of room for cutting and sewing.
- We have four big board ironing boards and plenty of irons.
- We have bed risers to raise up extra tables for cutting if needed.
- Our all-day workshops are only \$50, a real bargain considering the same class with the same teacher at a conference would be at least twice that amount.
- All-day workshops are on the Thursday following the meetings and begin at 9:00 am and end at 3:30 pm. Plan on arriving by 8:30 am in order to get set up.
- It's best to bring a lunch since there isn't enough time to go pick something up. Use an insulated lunch bag or small cooler since we don't have access to the church refrigerator.
- This year, we will also have two half-day workshops in the afternoon of the Wednesday meeting.
- Taking a workshop is a great opportunity to get to know other guild members.
- Come and learn! And have fun doing it!

\* \* \* \* \*

***Possible De-stash***

Just a quick note. I was asked if the guild would ever have a de-stash sale again by a member earlier this year and the answer is Yes! Look for more info to come but we hope to bring this opportunity to our guild members in August 2024 when we hold our beat the heat retreat. If you would like to help plan for the event, please contact Laurel Clarke am member at large.

\* \* \* \* \*

***Membership***

The password on the members area of the website was changed a bit early. You can now use the new one on the back of your new membership card. Hopefully the rest of the website will be updated soon. If you haven't picked up your card yet, please come to the Quilt Fiesta or the March meetings to pick it up. I do NOT want to have to mail any out. Too many went missing last year and it cost us a lot to have to re-mail sometimes more than once. If you haven't renewed your membership yet, again I will be at the Quilt Fiesta and the March meetings. Or go onto the website. The payment link has been updated and is now working well. I also have the Cactus Quilts coupon for those of you who renewed before January 31<sup>st</sup>. After the Fiesta we now have 317 members. I will send out new lists to those who need them.

# QUILT FIESTA



Tucson  
Quilt Fiesta!

*Quilt Fiesta 2024*  
*Feb. 23-25*

Pima County Fairgrounds

The report from the 2024 Quilt Fiesta will be in the April newsletter. Here is list of the willers of the judged quilts.



## Quilt Fiesta 2024 Special Awards

### Best in Show

#1026 Montepulciano  
Kathy Adams

### Judge's Special Merit

#1021 Mary Colter: Builder on the Desert  
Karen G Fisher

### Judge's Choice

#1004 Silk Parquetry Impressions #2  
Joyce Kaiser

### Best Use of Color

#1022 Fancy Steps  
Tami Graeber

### Best Hand Quilting

#210 Lock Them Up  
Karen Porter

**Best Machine Quilting-Hand Guided**  
#608 Whimsical Vases by Kim McLean  
Monique Baczewski

**Best Machine Quilting - Digitized**  
#524 Art Deco Meets Southwest  
Paula Fulton



**Best Piecing**  
#203 The Neighborhood  
Jean Biddick

**Best Hand Applique'**  
#605 The Civil War Bride Found Her "Lost  
Boy" in the Old Pueblo  
Nancy Landon

**Best Machine Applique'**  
#608 Whimsical Vases by Kim McLean  
Monique Baczewski

## **2024 Quilt Fiesta Category Awards**

### **200 small-One Person, Primarily Pieced, Hand or Machine Quilted**

1<sup>st</sup> - #203 – "The Neighborhood" – Jean Biddick  
2<sup>nd</sup> - #212 – "Kaleidoscope" – Katherine Kenwood  
3<sup>rd</sup> - #207 – "Catalina Sunset" – Pamela Dunlap  
Honorable Mention - #211 – "Grandmother's Flower Garden" – Brenda K Smitley

### **200 medium-One Person, Primarily Pieced, Machine Quilted**

1<sup>st</sup> - #220 – "Winding Ways"- Helen Lessells  
2<sup>nd</sup> - #225 – "A Peak Through a Kaleidoscope" – Penny Boese  
3<sup>rd</sup> - #231 – "Desert Rose" – Kathie Gilbert  
HM - #230 – "Alaska Magic" – Cindi Huff

### **200 large – One Person, Primarily Pieced, Machine Quilted**

1<sup>st</sup> - #243 – "Gridlock" – Karen G Fisher  
2<sup>nd</sup> - #246 – "Grand Finale Color Burst" – Helen Lessells  
3<sup>rd</sup> - #250 – "Rose Colored Glasses" – Athena Taylor  
HM - #247 – "Armchair Travels" – Karen Porter

### **300 – One Person, Primarily Appliqued, Hand Quilted**

1<sup>st</sup> - #301 – "Garden Party" – Melanie Harris  
2<sup>nd</sup> - #302 – "A World of Flowers" – Helen Frost  
3<sup>rd</sup> - #304 – "Friendship Garden" – Linda Viani

### **400 – One Person, Primarily Appliqued, Machine Quilted**

1<sup>st</sup> - #415 – "Posy Park" – Linda Cote'  
2<sup>nd</sup> - #410 – "Silent Night" – Luanne Wood  
3<sup>rd</sup> - #404 – "Never Stop Learning" – Janice Jones  
HM - #409 – "Left-over Lollipop Trees" – Pat Morris

### **500 small – Two Persons, Primarily Pieced, Hand or Machine Quilted**

1<sup>st</sup> - #508 – "WOW" – Judith Davis  
2<sup>nd</sup> - #503 – "The Glow" – Chistine Nelson  
3<sup>rd</sup> - #511 – "Crown of Thorns" – Carol Carpenter  
HM - #513 – "Starburst of Color" – Yvonne Flores

### **500 medium - Two Persons, Primarily Pieced, Hand or Machine Quilted**

1<sup>st</sup> - #524 – "Art Deco Meets Southwest" – Paula Fulton  
2<sup>nd</sup> - #525 – "Circa 2024 Double Wedding Ring" – Stephanie Nordlin  
3<sup>rd</sup> - #521 – "Autumn River Walk" – Kris Neifeld  
HM - #520 – "Flowers from Flowers" – Celia Burkel

### **500 large - Two Persons, Primarily Pieced, Hand or Machine Quilted**

1<sup>st</sup> - #542 – "Chilhowie" – Betsy Wycisiak  
2<sup>nd</sup> - #551 – "Jewel of the Reef" – Melanie Harris  
3<sup>rd</sup> - #545 – "Northern Neighbors" – Joyce Holley  
HM - #544 – "Carnival Flower" – Rosie Lysinger  
HM - # 550 – "Pieces of the West" – Karen Chrisman



### **600 – Two Persons, Primarily Appliqued, Hand or Machine Quilted**

- 1<sup>st</sup> - #601 – “Homegrown” – Lorraine Souza
- 2<sup>nd</sup> - #605 – “The Civil War Bride Found Her ‘Lost Boy’ in the Old Pueblo” – Nancy Landon
- 3<sup>rd</sup> - #607 – “The Goldie Richmond Project/Goldie’s Rodeo” – Kay Walen
- HM - #602 – “Perennial Favorites” – Gloria Magee
- HM - #603 – “Aviary” – Suzanne McLean

### **700 – Group (3 or more), Hand or Machine Quilted**

- 1<sup>st</sup> - #708 – “Desert Staircase” – Saddlebrook Friday Quilters
- 2<sup>nd</sup> - #701 – “Liberated Baskets” – Colleen Babcock, Diane Bootes, Alice Catallini, Cheryl Collins, Linda Cote’, Natalie Furrey, Sandy Kramer, Kenci Lewis, Phyllis Schaefer, Laura Steiniger, Judy Tenen
- 3<sup>rd</sup> - #707 – “Sharp Women Heart” - Colleen Babcock, Diane Bootes, Alice Catallini, Cheryl Collins, Linda Cote’, Natalie Furrey, Kenci Lewis, Laura Steiniger, Judy Tenen
- HM - #709 – “Road to Tucson” – JoAnn Hinchliffe, Valerie Greenwell and Members of TQG

### **801 – Miniature, Hand or Machine Quilted**

- 1<sup>st</sup> - #804 – “After the Storm” – Barbara Polston
- 2<sup>nd</sup> - #803 – “Domino” - Terry Gallegos
- 3<sup>rd</sup> - #801 – “Miniature Whole Cloth” – Jean Biddick
- HM - #805 – “Mini Hexie” – Brenda Smitley

### **900 – Modern**

- 1<sup>st</sup> - #904 – “Athena’s Infinity” – Athena Taylor
- 2<sup>nd</sup> - #903 – “Kites Over Cabin at Night” – Russ Beasley
- 3<sup>rd</sup> - #902 – “Café Terrace” – Sara Quigley
- HM - #905 – “Big Star Beautiful” – Valerie Greenwell

### **1000 – Abstract/Graphic**

- 1<sup>st</sup> - #1004 – “Silk Parquetry Impressions #2 – Joyce Kaiser
- 2<sup>nd</sup> - #1002 – ”Playscape X 2” – Susie Voss
- 3<sup>rd</sup> - #1003 – “Wine Playscape X 4 - Susie Voss
- HM - #1001 – “Maria” – Mary Johns

### **1000 - Art – Scenic**

- 1<sup>st</sup> - #1026 – “Montepulciano” – Kathy Adams
- 2<sup>nd</sup> - #1022 – “Fancy Steps” – Tami Graeber
- 3<sup>rd</sup> - #1021 – “Mary Colter:Builder on the Desert
- HM - #1025 – “Beach Houses” – Sherrie Spangler
- HM - #1027 – “Dance of the Dragonflies” – Shellie Whitman

### **1000 – Art – Portrait**

- 1<sup>st</sup> - #1045 – “Awaiting Our Turn” – Julie Hallquist
- 2<sup>nd</sup> - #1049 – “Snuggling with Mom” – Millie Burgheimer
- 3<sup>rd</sup> - #1041 – “Flower Lady” – Millie Burgheimer
- HM - #1047 – “Retro Kitty” – Lisa Frixell
- HM - #1008 – “Nile River Captain” – Laurel Kirkman

### **1100 - Other**

- 1<sup>st</sup> - #1104 – “Indian Summer” – Tami Graeber
- 2<sup>nd</sup> - #1101 – “Elemental” – Jolene Ficklin
- 3<sup>rd</sup> - #1102 – “Avant-garde” – Kathy Kutansky
- HM - #1103 – “Cool Porte Cochere” – Kathy Kutansky



# QUILT FOR A CAUSE

March 2024



## Quilt For a Cause will be at the following events:

March 2-3  
March 21-23

Hummingbird Stitchers Quilt Show in Sierra Vista  
AQG Quilt AZ Show



Newest Raffle Quilt

Thank you so much for reading about Quilt For a Cause.  
*Francie McMillan (on behalf of Quilt For a Cause)*

# QUILTING FOR OTHERS

## GRATITUDE

You are wonderful!!!! Despite the need to finish and turn in your quilts for the quilt show at this February's meeting, we still managed to collect a carful of kitty bags which were dropped off at the SPCA this week, as well as many quilt tops and 22 finished quilts! The quilts were distributed to Ronald McDonald's house, Peppi's house, DaVita dialysis and Answers for life.

Peppi's house provided a HUGE thank you in the form of a beautiful basket full of cookies, madeline's and muffins for us to enjoy.

We will continue to accept your donations at the March meeting and provide you with more work in the form of fabric bundles, quilt sandwiches and quilts to be bound!

One word....GRATITUDE.

Your quilting for others committee...

Kate Verbeke, Kathie Miller, Lynn Rubel, Shellie Whitman, Joyce Harrison, and Linda Begega



# SMALL QUILT SALE

## *Quilt Fiesta-Small Quilt Sale*

We did great! Thanks!! More details in the April newsletter.

Now, to get ready for next year.

2025

### Small Quilt Entry Form (For Completed Donations)

Quilter's name(s): \_\_\_\_\_

Address: \_\_\_\_\_ Phone # \_\_\_\_\_

Email: \_\_\_\_\_

Quilt Title: \_\_\_\_\_

Quilt width: \_\_\_\_\_ Quilt length: \_\_\_\_\_

Artist's statement about this quilt: (50 words or less)

---

---

---

\_\_\_\_\_  
OFFICE USE ONLY

QUILT NUMBER \_\_\_\_\_

# QUILT HISTORY

by Susan Franklin, PhD

## *Baltimore Album Applique' - Part 1*

*Every Experience deeply felt in life needs to be passed along, whether it be through words and music, chiseled in stone, painted with a brush, or sewn with a needle. It's a way of reaching for immortality.* Thomas Jefferson. I've used that quote often, sometimes to begin a lecture, often to ink on a quilt, and also to print on paper and then hang in my sewing room. I discovered the quote on a quilt block made by Marylou McDonald, a noted *Baltimore Album* authority and teacher. I've loved it ever since.

Please consider two phrases, “sewn with a needle” and “a way of reaching for immortality.” Isn't that what we're all about? These quilts usually were made by middle- or upper-class women. The quilts represented their best work and perhaps, their masterpieces. Sometimes, the quiltmakers are noted by a label on their quilts, but sadly, often they were not. Regardless, these beauties are a testament to the skill and lasting endurance of the makers' talents.

To set the stage for this period, let's look at two broad categories: Culture and technology and how they intermingled. 1830: Block printing of fabric was rarely used; instead, engraved copper cylinders were used for each color. 1830-40: New England



textile mills produced millions of yards of fabric annually. Also, rapid railway expansion meant fabric was available to distant places. 1840s: Baltimore was a prosperous port town, on the brink of full industrialization. 1844: John Mercer introduced “mercerizing” aimed at increasing the strength of the cotton and Elias Howe invented the sewing machine. Jumping ahead a bit, in 1851, the Singer sewing machine company was founded; their time payments made the machines affordable to anyone with a steady income. 1849: Walter Hunt invented the safety pin. In 1850, Margaret Knight (12 years old) invented a device that stopped the motion of machinery in textile mills, thus preventing injuries. Another of her inventions, a machine to make flat bottomed bags, is still in use today. Finally, in 1856, the discovery of aniline (indigo plant) per Kiracofe, increased the range of colors available for the weaving and printing of textiles.

Productivity also increased on the farm. In 1831, Cyrus McCormick invented the reaping machine. This enabled the farmer to cut 10-12 acres rather than one acre by hand. This was soon followed in 1837 by the invention of the steel plow by John Deer. In the 2<sup>nd</sup> quarter of the 19<sup>th</sup> century, comfort also increased in the home. Steam radiators, ice machines, new stoves and lamps became available. There was more delineation between the city and the country, with the negative outcome that quilt designs took longer to get to the quilters farther from town.

### *Applique' Quilts and Their Story*

Late 18<sup>th</sup> century and early 19<sup>th</sup> century: Medallion quilts were popular and made with chintz applique. A dominant central design was framed by smaller appliqued' pieces. Persian embroidery or Broderie Perse, was done with chintz fabric that had been imported from England. This practice continued until about 1840.



To be continued, with examples and stories related to *Baltimore Album* quilts, in April 2024.

*To those  
members born in  
March....*



### WE CAN HELP GROW YOUR QUILT BUSINESS. Advertise with us.

Do You Operate a Quilting Related Business? We are pleased to offer advertising as a member benefit. Your listing will appear on our website under Resources > Quilt Services. The Board receives questions from the general public through our website asking for information on local longarm quilters, sewing machine maintenance, or other quilting related products. If you would like to be added to this page on our website, please send an EMAIL to me at [website@tucsonquiltersguild.com](mailto:website@tucsonquiltersguild.com) Include the following information: Business Name Service/Product that you Offer; Website; EMAIL; and/or Phone Number. This opportunity is open to MEMBERS ONLY. But if you know of someone who might also want to be included, they are certainly welcome to join the Guild for just \$50 a year and we will be happy to advertise for them. –Kathy Barton – Webmaster

### PLACE YOUR AD IN OUR NEWSLETTER

Do you have a sewing machine or other quilting accessories you would like to sell?

**Members: \$5/ad, for quilting ad/sewing related items.**

Do you have a quilting service you provide? Quilt related business/service:

Business Card— 3.5” x 2” (Horizontal or Vertical) **\$10/issue**

1/4 Page Ad—4.25” w x 5.5” h **\$15/issue**

1/2 Page Ad—8.5” w x 5.5” h (horizontal) 1/2 Page Ad 4.25” w x 11” h (vertical) **\$30/issue**

Full-Page Ad 8.5” x 11” **\$60/issue**

**Non-members should add \$5 per category.**

For additional information and/or to reserve space in the next newsletter, please contact the newsletter editor at [newsletter@tucsonquiltersguild.com](mailto:newsletter@tucsonquiltersguild.com) . Send checks to the TQG Treasurer at P.O. Box 14454, Tucson, AZ 85732





# Bee Groups and Newly formed Bee Groups . . .

have spaces waiting for you to join in the quilting/ stitching, conversations and laughter. A few Bees have space for you and a friend or two: Far Eastside Bee that meets at Palma's Studio is ready to welcome you on your quilting adventure. Gather at Palmas the first Tuesday of November 7, 2023 at 1:00PM, 548 E Drawdown Trail, Corona De Tucson. Looking forward to seeing you at Palma's Studio an awesome location and view of the mountains.

The Westside Bee meets the third Tuesday from 6:00PM-8:30PM at the Catus Quilt Shop 6032 Oracle Rd. More information at the Welcome table – stop by and see Joyce with any questions or talk with Palma Davis, Far East Side Bee Host or Betty Jordon WestSide Bee Host.

**ALL LISTED BEES ARE OPEN TO NEW MEMBERS**

## EASTSIDE BEE

Vicki Moore

748-7219, 241-7290 Ask Vicki  
for location 1st Thursday, 6:30 PM

## NORTHEAST 9 PATCHERS

Janice Jones tomjan620@msn.com

## PACIFIC RIM QUILTING B

Contact: Elsie Nonaka elsien2@live.com Where: The Quilt  
6538 E. Tanque Verde #130 1st Tuesday, 10 am

**Open to new members Eastside, cont.**



Basket

## EAGLE WINGS QOV BEE

Char Gasker

[cgasker@gmail.com](mailto:cgasker@gmail.com)

8421 Broadway Blvd.  
at Quality Quilters  
4th Thursday of the month  
**Open to new members.**



## ART QUILTERS:

Karen Fisher—520-360-9600

7820 E. Broadway—SW corner of Broadway and Pantano  
3rd Wed. of month 10 am — Noon



## BROADWAY BEEZ:

Contact: Claudia Rickel, 520-544-9436 (home)

[crickel07@gmail.com](mailto:crickel07@gmail.com)

The 3<sup>rd</sup> Friday Eastside Daytime Bee 10:00-2:00 at Quality Quilterz, 8421 E Broadway Blvd, Tucson

**ALL LISTED BEES ARE OPEN TO NEW MEMBERS**

**ALL LISTED BEES ARE OPEN TO NEW MEMBERS**



#### MONDAY NIGHT QUILTERS:

Marie Morris 520- 403-6208  
520-623-0123



#### NORTH OF THE BORDER:

Mary Anne Strauss  
520-429-1340  
Call for location info  
Every Thursday - 9:30 AM — Noon  
**Open to new members**



#### NU-BEEs

Contact : Joyce Holley 816-223-4454

**Westside Nighttime Bee** The 3<sup>rd</sup> Tuesday 6:00-8:30 Cactus Quilt Shop 6032 N Oracle, Tucson.

**Far Eastside NU Bee** The 1<sup>st</sup> Tuesday starts 1:00 pm

Studio and location of Tucson Quilting Retreats of Palma Davis at 548 E Drawdown Trail, Corona de Tucson, AZ 85641

#### EQ BEE

Jean Firestine 520-490-7837 [jean.firestine@gmail.com](mailto:jean.firestine@gmail.com)

Zoom Meeting on the Third Thursday at 1:00 pm.

Zoom link: <https://us06web.zoom.us/j/81278469388?pwd=XTb8TyJQo57R6d11LRJgn5MJNrPhmv.1>

EQ (Electric Quilt) is a software program for designing quilts. No purchase is necessary to attend. All skills levels are welcome.

#### SOUTHEAST BEE

Meets the 3<sup>rd</sup> or 4<sup>th</sup> Wednesday from 10-2 at the Esmond Loop Library on Mary Ann Cleveland. Contact Marilyn Hendricks ([bbcody1951@outlook.com](mailto:bbcody1951@outlook.com)) or Pamela Golliet ([sonoranskyquilting@gmail.com](mailto:sonoranskyquilting@gmail.com)) for exact dates and information.

#### BEE KEEPER

For more information about any of the Bees listed or how to start you own bee, please contact our personal bee-keeper.

Karen Fisher, [bees@tucsonquiltersguild.com](mailto:bees@tucsonquiltersguild.com)



**ALL LISTED BEES ARE OPEN TO NEW MEMBERS**



# TQG BOARD of DIRECTORS

President	Cathy Blackburn Lillie
Vice President	Kathy Barton
Recording Secretary	Joline Albaugh
Treasurer	Mimi Pollow
Endowment/ Donations	OPEN
Membership	Pamela Golliet
Member at Large, Evening	OPEN
Member at Large, Morning	Laurel Clarke
Programs Directors	Francie McMillan & Helen Frost
Bee Keeper	Karen Fisher
2023 Quilt Show Director	Lucy Thurston
2023 Quilt Show Co-Director	Kathie Gilbert
Education	OPEN
Guild Publicity	OPEN
Historian	Joyce Harrison
Hospitality	OPEN
Library	Janet Chumbley
Newsletter	Peg Clampet
Pattern of the Month	OPEN
Quilt-a-Thon	Linda Begega
Quilting for Others	Kate Verbecke & Kathie Miller
Record Keeper	OPEN
Website	Kathy Barton



# TUCSON QUILTERS GUILD BASICS

The mission of the Tucson Quilters Guild is to perpetuate the art of quilting, encourage the practice of quilting, and to stimulate interest in the art form.

<b>Who:</b>	All members
<b>What:</b>	<b>Business Meeting:</b> First Wednesday of every month in Church Classroom <b>General Meetings:</b> Second Wednesday of the month or the Tuesday before 2 <sup>nd</sup> Wednesday
<b>When:</b>	<b>Business Meeting:</b> 9:30 AM ~ 10:30 AM <b>General Meetings:</b> Tuesday Evening – 7:00 PM ~ 9:30 PM Wednesday Morning – 9:30 AM ~ 12:00 PM
<b>Where:</b>	<b>St. Frances Cabrini Church</b> <b>3201 E. Presidio</b> Near Fort Lowell and Country Club
<b>(How):</b> Parking	Guild members are asked to refrain from parking in the spaces in front of the Parish office. The Church wants these spaces to remain open for Church members who have business to attend in the office. This is the small building to the east of our meeting room. <b>NOTICE: Tuesday Evening attendees:</b> The Church's Family Classes are in session, please DO NOT PARK IN THE FRONT LOT. Use the side or rear lots.
<b>Why:</b>	Come to get involved with all aspects of the Guild, to make new friends, learn new quilting skills, share, and most of all, to have <b>FUN</b> .
<b>Cost:</b>	<b>Members: \$50 / year</b> (Due in January)

Please remember to be kind to fellow members with allergies to scents and perfumes. Please attend the meetings fragrance/ perfume free. It means that another member can attend.

Due to copyright concerns, photos may be taken before the meetings, during the breaks, and after meetings.

**No photography or videos are permitted during the guest speaker presentations.**


**Submission deadline for the next newsletter is the 20<sup>th</sup> of the month.**

Please send your articles/ads to the Newsletter Editor at [newsletter@tucsonquiltersguild.com](mailto:newsletter@tucsonquiltersguild.com)

Please silence your phone during the meetings. Use the Do Not Disturb (DND) function on your phone or go to Google Play or Apple App Store to find a program to temporarily hush the phone.

## Block/Pattern of the Month will return in April

In the meantime, there is an on-line opportunity to bust your stash at [Moda Blockheads 5](#). This is a FREE opportunity to use-up fabric that you have to create either (or both) 12-inch or 6-inch finished blocks. You do not need to use Moda fabrics to create the blocks. Part 1 of Blockheads 5 has 9 blocs with several settings and part 2 started the first week of January and runs thru mid-July with a new block each week (settings to follow).



Quilter's Market B. Tawnya Freeman

Quilt Basket D. Lena Tsurda

Cactus Quilts A. Lisa Ellis

By & By C. Bailey Stout