



THREAD TALES

Volume 29 Issue 4

April 2024

President's Message

Dear Tucson Quilt Guild Members,

As we embrace the arrival of April, wildflowers in Tucson, and the blossoms in the desert, I hope this letter finds you well, happy, and on an inspired, creative journey.

Foremost on our agenda this month, I am reaching out to you with a heartfelt plea and an exciting opportunity to shape the future of our beloved quilt guild. I want to extend my gratitude to all of you who have contributed your time, passion, and creativity to our guild over the years. It is because of your unwavering support that we have been able to thrive as a guild.

Organizations evolve over time to meet their members' needs and remain current and relevant. In this effort, we are implementing new terms for board positions, reducing the commitment to just one year and doing away with term limits for those who want to remain in office. This change aims to make it easier for members to participate in leadership roles, fostering a more dynamic and inclusive environment within our guild. Please consider stepping forward and offering your skills, ideas, and energy to serve on the board or committees. Together, we can ensure that our guild continues to evolve and adapt to the changing needs of our community.

I must also address a pressing concern that requires urgent attention. We are currently in dire need of a new co-director for our Quilt Fiesta! 2025 show. Without a co-director for 2025, there is a real possibility that we may not be able to host the show in 2026 as there will be no co-chair in training to take over in 2026. This event is not only a highlight of our quilting community, but it also is the largest source of revenue for us to pay our speakers and the rent at St Frances Cabrini. I'm sure you can see the domino effect this will have on the future of our guild if this income disappears.

I understand that taking on such a responsibility may seem daunting, but I want to assure you that the Quilt Fiesta! group is a successful, well-oiled machine with many experienced committees to get the work done – the co-directors are coordinators with well-defined job descriptions. You'd have lots of help and would be shadowing Kathie Gilbert in 2025 to take on her job in 2026 and training the co-chair for 2027. Please see any board member to talk about what role you are considering. Or write to me at info@tucsonquiltersguild.com. If you are thinking, "not me", turn it around to say, "why not me, I can do this."

In other news, many of you signed up for Grouper, a Medicare supplement and advantage plan that will reimburse you for your TQG dues. Medicare has reported that the social isolation of seniors is a serious health issue, and the participating insurance companies are investing to prevent this, similar to the

April CALENDAR

Business Meeting:
Wed. Apr. 3, 9:30 am
St. Frances Cabrini

General Meetings:
Tues. Apr. 9, 7:00 pm
Wed. Apr. 10, 9:30 am
St. Frances Cabrini

May CALENDAR

Business Meeting:
Wed. May 1, 9:30 am
St. Frances Cabrini

General Meetings:
Tues. May 7, 7:00 pm
Wed. May 8, 9:30 am
St. Frances Cabrini

In This Issue:

President's Message	1 (4)
Upcoming Programs	2-4
Save the Date	6
Guild News	6-7
Guild Fiesta	8-9
Quilt for a Cause	10
Quilting for Others	10
Small Quilt Sale	11
Quilt History	12-13
Quilt Bees	14-15
Board of Directors	16
Guild Basics	17
Block/Pattern of Month	18-19

APRIL PROGRAM

Arlene Walsh

Arlene has been quilting for more than 50 years and remembers using cereal boxes to make templates; she appreciates all the special materials and tools now available to quilters! Since the beginning, Arlene has been drawn to appliqué designs, choosing to create them with hand appliqué techniques. This year marks the 30th year of her pattern company, Arlene Walsh Designs, for which she has designed more than 100 patterns, many featuring images of the Southwest.

When Arlene returned to quilting after a break due to illness, she found that quilters were more interested in machine work instead of hand. She became friends with her sewing machine and embraced using it for her one-of-a-kind appliqué designs. Arlene's current passion is collage.



Program

Appliqué Through the Years

Join Arlene as she takes you on her quilt journey, shown with lots of vibrant quilts, all featuring appliqué and beaded motifs created in her signature style. She'll share how the Southwest has inspired her designs, from chili ristras to saguaros to Eagle Dancers, one of her popular Block of the Month patterns. Newer pieces will showcase Arlene's passion and talent for collage.

Workshop

Beading on the Run (Wednesday, 1:00 – 4:00pm)

Learn the secrets of adding beads to your quilts for dimension and sparkle! See how to add beads to a finished quilt and make the back as pretty as the front. You'll discover the best threads, needles, and beads to use and practice five different beading stitches



MAY PROGRAM

Janet Carruth


Janet is an Arizona native and, as the daughter of a home economics teacher, learned her way around cloth, thread, and the sewing machine at an early age. In 1978, she and Laurene Sinema opened The Quilted Apple in Phoenix. That same year, Janet co-founded the Arizona Quilt Guild.

Always interested in the historical aspects of quilting, Janet was an organizer of the Arizona Quilt Project and served as chairman of the book committee. The project documented more than 3,000 quilts and culminated in two exhibits and the book *Grand Endeavors*. She has also authored numerous books, magazine articles, and scholarly papers. Janet was honored to be inducted into the Arizona Quilters Hall of Fame in 2009.

Program

Laurene Sinema: Legacy of Heart & Hand

Fondly remembered as “Arizona’s Mother of Quilting”, Laurene Sinema was instrumental in promoting quilting throughout the state. She opened The Quilted Apple in 1978, which was one of the first shops in the nation dedicated to quilting. Laurene was also an author, pattern and fabric designer, visionary, and much more. Learn about her far-reaching legacy and enjoy viewing many of her creations.



JUNE PROGRAM

Support Your Local Quilt Shop

Join us for a fun and informative program with five dynamic business owners! Find out how and why each of these determined women own a quilt shop and what they've learned along the way.

Lisa Ellis from Cactus Quilts

The shop, in a new location on Oracle Road, is known for its wide selection of fabrics and fabulous classroom.

Tawnya Freeman from Quilters Market

Everyone entering the shop is immediately dazzled by the rainbow display of colorful batiks and Kaffe Fasset prints.

Lauri McAlpin from Quilt Central Studio

Located in Green Valley, this shop features great fabrics plus classes in everything from skill-building to collage to art quilts.

Bailey Stout from By & By

This little shop is literally around the corner from the guild meeting place and showcases specially-curated fabrics including non-traditional florals and funky prints.

Lena Tsuruda from The Quilt Basket

You'll find wonderful fabrics and expert help in this Eastside shop, now officially the oldest shop in Arizona,

JULY PROGRAM

QUILT-A-THON



President's Message Continued...

Silver Sneakers program. There is an ad in this newsletter with more information and how to enroll. Their website is hellogrouper.com

I am away from the meetings this month, taking the Textiles of France Tour group to Paris and Provence. Kathy Barton will run both meetings for me. (Thank you, Kathy!) I'll see you in May.

In closing, let us come together as a community to ensure that our quilt guild continues to thrive and inspire for years to come. Thank you for your attention, your support, and your commitment to our guild. May the month of April be filled with new opportunities, creativity, and joy as we continue on this exciting journey together.

Quilt on....

Warm regards,

Cathy Lillie, President

Play More, Pay Less: Your Chance for a Tucson Quilters Guild Membership!

Ready to level up your Quilting experience without worrying about the costs? We've partnered with Grouper to cover your Tucson Quilters Guild membership dues! If you're part of a qualifying Medicare Advantage or Supplement plan, you could enjoy Quilting for free. Dive into the benefits of social fitness at no charge. Check your eligibility now! (Groupergroups.com/TucsonQuilters)

You Play, We Pay

Your passion for Quilting is healthcare. Really.

Research shows that participating in groups and activities with others improves our mental, physical, and social health. It's called "Social Fitness," and it's the driving force behind everything Grouper does.



Tucson Quilters Guild

[Groupergroups.com/ TucsonQuilters](https://Groupergroups.com/TucsonQuilters)

Grouper

Formerly Element3 Health

Call 833-906-1700

Email info@hellogrouper.com



Get Paid for Having Fun

**MEMBERSHIP DUES?
WE COVER 'EM!**

Grouper works with Medicare Advantage and Medicare Supplement plans to cover membership dues, so you can focus on what you love to do. Don't worry about the cost. **Tonight is on your health plan.**



To see if your plan covers the Grouper social fitness benefit, visit [Groupergroups.com/ TucsonQuilters](https://Groupergroups.com/TucsonQuilters)

SAVE THE DATE

2024 Upcoming Programs and Workshops

April 9, 10 – Arlene Walsh

Program: *Appliqué Through the Years*

Workshop: *Beading on the Run*

May 7, 8 – Janet Carruth

Program: *Laurene Sinema: Legacy of Heart and Hand*

June 11, 12

Support Your Local Quilt Shop

Lisa Ellis, Tawnya Freeman, Bailey Stout, Lena Tsuruda

July 9, 10 – Quilt-a-Thon

August 13, 14 – Beat the Heat Retreat

September 10, 11, 12 – Lynn Koolish

Program: *Making Design Principles Work for You*

Workshop: *All About Fabric Dyeing and Color Mixing*

October 8, 9, 10 – Melissa Corry

Program: *Fast & Fun Lap Quilts*

Workshop: *Nordic Nights Curved Piecing*

November 12, 13, 14 – Mary Flynn

Program: *Tales of Woe from the UFO Queen*

Workshop: *Laid-Back Paper Piecing*

December 10, 11 – Lenna DeMarco

Program: *For Love of Red and Green: Appliqué Quilts of the 19th Century*

GUILD NEWS

By-Laws Update – Voting at the May Meetings

The Guild by-laws were last amended in April of 2022. The Board has recently approved a couple of major changes that the membership will be voting on at the May General Meetings.

1) We have eliminated term limits. Originally, it was felt that the skills required for Treasurer would limit our ability to replace that position every two years. But, realistically, in recent years we have had problems filling many of our Board and Standing Committee positions, so we decided to eliminate the 2-year requirement altogether. If a member is willing, and is in good standing with the Board, they may run again for another term.

2) The Program Co-Chair terms will now be staggered just like the Quilt Show Co-Chair positions. The first year of their term will be as co-chair and then in the second year they will take over as the full Programs Chair.

3) Currently, the Vice-President and President are two-year terms each with the expectation that the Vice-President will become the next President, effectively making this a 4-year commitment. The change will be much like the 2 Co-Chair positions whereby the Vice-President will serve 1 year and then become President in their 2nd year.

4) All of these changes necessitated a change in the election cycle. EVERY year we will now need to elect a Vice-President, Program Co-Chair, and Quilt Show Co-Chair. In even numbered years we will also elect a Membership Director, Recording Secretary, Treasurer, and Member-at-Large.

NOTE: If you are interested in any of these elected positions please contact me or any other Board member for more



information. We do hope these shortened and/or staggered terms will make it easier for more of you to serve.

5) Simplification of the job descriptions in the by-laws. Complete descriptions and explanation of duties can be found on the website under the Guild Business heading.

There were other smaller changes to the by-laws that I encourage you to review. Also found under Guild Business, I have added the full document with all changes highlighted.

Kathy Barton - Vice-President (and if approved, your next President).

* * * * *

We Need You

For the want of a nail the shoe was lost,
For the want of a shoe the horse was lost,
For the want of a horse the rider was lost,
For the want of a rider the battle was lost,
For the want of a battle the kingdom was lost
-Benjamin Franklin

It is nomination time and, needless to say, we have not been overrun with volunteers. But for this Guild to run smoothly and continuously, we depend on our members to step in and fill these vacancies. The positions that still need volunteers are:

Quilt Fiest Co-Chair
Program Co-Chair
Vice-President
Recording Secretary

You can find information about these and other Committee positions on our website at: <https://tucsonquiltersguild.com/guild-business/guild-job-descriptions/>

For the want of a Quilt Show Co-Chair the 2026 Quilt Fiesta was lost,
For the want of the 2026 Quilt Fiesta the revenue was lost,
For the want of the revenue the Speaker program was lost,
For the want of the Speaker program our membership was lost,
For the want of the membership, the Guild was lost
-Kathy Barton – VP

* * * * *

QUILT FIESTA



Tucson
Quilt Fiesta!

Quilt Fiesta 2025

Jan. 10-12

Pima County Fairgrounds

Thank You

Another great Quilt Fiesta has come and gone, and we thank you all for your hard work and dedication. Our attendance was down slightly (159 less than last year), but financially, our show was a big success. Our Basket Bonanza, our What Will You Make? fabric sales, our Opportunity Quilt, and our Show pins together generated \$18,653. The Small Quilt Sale earned \$4,770, which will be shared by the two charities chosen this year as our recipients: AVIVA and Old Pueblo Community Services. The Book sales generated \$2,123, which will go directly to the Guild's Library fund. And we had the most beautiful, creative, and competitive quilt show. It even impressed our judge.

We couldn't have done it without you. Thank you.

Lucy Thurston
Director, Quilt Fiesta 2024

QUILT FIESTA! 2025 – JANUARY 10-12, 2025 **~SAVE THE DATE~**

The dust has barely settled, and members of your AMAZING Quilt Fiesta Committee have already started planning Quilt Fiesta 2025! Our 2025 show promises to be bigger and better than before – if that's even possible. New entry and turn-in dates have been decided (see below for all the dates) and now it's your turn to prepare. We encourage everyone to start planning and creating their quilt entries now. We'd especially like to see quilts entered by our beginning quilters. I promise, you'll get the most amazing feeling of joy when you see your beautiful quilt hanging on the black ZigZag curtain at the show.

Speaking of the Quilt Fiesta Committee – we still have some committee openings to fill. Beverly Reiter is looking for a 2nd co-chair to help with Fabric Sales at the "What Will You Make?" Booth and someone to head the "Thank You For Coming" Quilt initiative. Also, Janet Chumbley is stepping back from book sales after many years of organizing the booth. Please contact Beverly, Janet, or myself to get more information regarding these open positions. Books and fabric sales raised significant income during the show, and we'd like these traditions to carry on.

We'd like you to know we listened to your suggestions and recommendations. An additional 6-passenger shuttle, and one more Food Truck have been arranged for next year's show. We totally agree these are necessary changes. Stay tuned for further show details in the coming months.

Are you getting excited for Quilt Fiesta! 2025? I am.

Kathie Gilbert
Director Quilt Fiesta 2025

~Go to **QUILTFIESTA.COM** for your direct link to the TQG Quilt Show pages~

2025 Quilt Fiesta Show Deadlines

EVENT	2024 DATES
Quilt Entry Forms due	Postmarked by Sept 13
President's Challenge	Oct meeting - entries due Nov meeting - turn-in Dec meeting - Guild votes
New Member Challenge	Oct meeting - entries due Nov meeting - turn-in Dec meeting - Guild votes
Guild Challenge/Special Exhibits	Oct meeting – entries due Nov meeting – turn in
Ribbons	Per ribbon committee
Small Quilt Charity Sales	Dec Meeting
Kids Row	Oct 14
Vintage Quilts	Oct Meeting
Quilt Drop Off	Jan 3 (time/location TBA)
Judging	Jan 6-7 Cactus Quilts
ZigZag Creation	Jan 8 - Fairgrounds
Quilt Hanging/Vendor/Exhibit load in	Jan 9 - Fairgrounds
Show Days	Jan 10-12

(Updated 3/20/23)

Basket Bonanza

It was brought to my attention that I should explain that ALL the items for the Basket Bonanza are donated by Guild members, and not purchased by the Guild.

Last year I lucked into the KitchenAid mixer, power tool set, dartboard, toys and \$100 in Shell Gas cards when my husband won a shopping spree at Casino del Sol.

I'm currently working with these categories/themes:

Indonesian	Civil War reproductions	Asian	Garden
Autumn	Christmas	Coffee/Tea	Southwest
Kaffe Fassett	Blue & White	Art	Babies & Children
William Morris	30's reproductions	Batik	
Halloween	Picnic	Wine	
Forest	Modern	Men	

Perhaps you have something that would fit into one of these categories, or items that could spark a new theme.

Coordinating fabrics that are left over from a project are always appreciated. I can create fat quarter bundles, strip sets, and 5" & 10" square packs from them.

Also needed are ribbons and basket shreds, as well as Kaffe Fassett books.

Without your donations the Basket Bonanza could not be the huge success that it is.

Thanks so much,
Sue Irving, "Basket Builder"

QUILT FOR A CAUSE

April 2024



We have a new raffle quilt created by renowned quilter, Blanche Young. The drawing will be at the beginning of August. This beautiful quilt is pictured below.

Our website, <https://www.quiltforacause.org/>, is currently showing over 400 quilts for sale.

If you'd like to make a quilt to donate to Quilt For a Cause, in addition to "guy" quilts, our current need is for quilts with a Southwest, or University of Arizona, theme, as well as for table runners or toppers, and **especially small wall hangings**. We also need baby quilts. As always, we are pleased to receive your quilt gifts with any theme to continue our Cause of fighting breast and gynecologic cancers. Please contact us on the website, and we will arrange to get the quilts from you. The quilt donation form is available on our website. Thank you so much!

Finally, we are seeking new QFaC board members and volunteers. If you are interested in helping or know someone who would be, please contact us. They don't have to be quilters. We need social media experts too.



Newest Raffle Quilt: "Flower Pavilion" by Blanche Young

Thank you so much for reading about Quilt For a Cause.
Francie McMillan (on behalf of Quilt For a Cause)

QUILTING FOR OTHERS

Your Quilting for Others crew held a work day at the storage unit - We were able to organize the unit while curating about 50 fabric bundles. (special thanks to Nancy and Shirley!) These will be available at our next guild meeting so get your creative juices flowing!

We attacked "kitty mountain" as we affectionately called the pile of fabric scraps and batting we have been collecting at the meetings. You will be happy to know that over 60 pet beds (yes it filled my car again) were taken to the SPCA on Roger road. One volunteer expressed delight at the different fabrics and told us that one of the volunteers loves to decorate and color coordinate the kennels for the animals. Remember, these beds go home with the animals as they are adopted so there is constant turnover! If you visit our facebook page, you can see photos of us in action.

The next work day will involve layering the wonderful quilt tops you turned in at the March meeting.

We collected 44 completed quilts at our March meeting. We were able to provide 25 to the Tohono O'odham Nation elders and the remaining are designated to the Davis Monthan AFB.

Once again, you, our guild members, have come though with your generosity and willingness to help the community! GRATITUDE!!!! We love you!!!

Kate Verbeke, Kathie Miller, Lynn Rubel, Shellie Whitman

SMALL QUILT SALE

Small Quilt Charity Sale

Thank you Quilters, you have done it again! Our Small Quilt Charity Sale (SQCS) at the 2024 Quilt Fiesta was a success! We sold 173 small quilts and collected over \$4500 which will be split between our two beneficiary agencies, AVIVA and Old Pueblo Community Services (OPCS). We will invite representatives from these agencies to attend a guild meeting to accept checks (probably in May). A BIG Thank You to everyone who donated small quilts for the sale and also a Thank You to everyone who bought small quilts. Please give yourselves a round of applause!

For new members- we raise funds at the annual Quilt Fiesta Small Quilt Charity Sale to donate to local nonprofit agencies. Orphan blocks (Lamentables) and small quilts in various stages of completion are available at monthly guild meetings for members to take and finish into small quilts or "Lovlies" (typically with 100-inch perimeters or less). Members may also make or donate small quilts from projects/challenges of their own- wall hangings, table runners, baby quilts etc.). We then collect these finished pieces to sell at the Fiesta. An entry form (so we know who to thank!) is typically available in this newsletter or at guild meetings.

We have concluded a successful 2024 Fiesta and can begin preparations for the 2025 Fiesta SQCS. During the month of April, we ask guild members to submit names of local agencies to be considered as beneficiaries of the 2025 Small Quilt Charity Sale. Agency names can be submitted via email to quiltfiesta@tucsonquiltersguild.com. Please include the Small Quilt Sale and/or Wendy in your email so your suggestions can be directed to the appropriate committee. You may also bring a written suggestion to the guild meeting to turn in at the table where we collect small quilt donations and provide blocks to be finished.

Again- thank you so much for your generosity and participation in the SQCS!!

2025

Small Quilt Entry Form (For Completed Donations)

Quilter's name(s): _____

Address: _____ Phone # _____

Email: _____

Quilt Title: _____

Quilt width: _____ Quilt length: _____

Artist's statement about this quilt: (50 words or less)

OFFICE USE ONLY

QUILT NUMBER _____

QUILT HISTORY

by Susan Franklin, PhD

Baltimore Album Applique' - Part 2

Robert Shaw refers to the period 1840 – 1860 as the *Golden Age of Applique'*. Elizabeth Warren, curator of the *American Folk Art Museum* in New York, offers four reasons for its heightened popularity. 1) It was fashionable to make album quilts with a variety of techniques, such as cut out chintz applique', piecing (rare), or embroidery, 2) increased availability of cheaper fabrics by mid-century. It was better for applique than the more expensive chintz. Chintz had a limited number of repeats that could be used, thus, making it less useful for applique'd quilts. Quilters also began to prefer blocks over medallions for their quilts, 3) Pennsylvania Germans began to adopt the quilt making traditions of their English American neighbors. Previously, they had slept under heavy home woven ticks filled with straws and feathers. Circa 1830, quilters began to incorporate German motifs such as rosettes, birds, flowers in pots, lilies, and tulips into their quilts, and 4) Pennsylvania German folk art incorporated much red and green. This led to enjoying the use of red and green as a traditional applique' color choice.



Other fabrics used were ombre' prints, those that gave a "rainbow" effect, and all over prints (vermiculates), Turkey red prints or solids (pinks, chrome yellow and cheddar) and the many unusual prints available, per Trestain. Also, occasionally wool and velvet were incorporated. Both European and U.S. block and roller printing were used.

Per Kiracofe, quilters employed wide selections of fabrics in order to create variety and dimension to their work.

In Rita Verroca's book, *Baltimore Album of Roses*, she talks about the women who stitch album blocks. Rita was a *Guild* speaker and workshop leader in 2016. Rita was excellent and kept the attention of the group the entire time. She noted that many *Baltimore Album* (BA) quilts carry almost identical or at least similar designs. Rita concluded that there was a group called "The Ladies of Baltimore" and that they created these wonderful quilts under the tutelage of Achsah Goodwin.

Achsah was the daughter of William Goodwin, of Lyde. He was a wealthy merchant and senior partner in the mercantile house of Goodwin, Russell, and McBride. As William Rush Dunton, who first identified *Baltimore Album* quilts, relates in his book, *Old Quilts*, Achsah suffered from a cutaneous disease that left her unable to sew.

In spite of her affliction, she was able to lay out lovely *Broderie Perse* quilts, demonstrating great taste and a talent for design. During this time, Maryland was experiencing a huge influx of immigrants from both Germany and Ireland who were able to supply cheap labor. With the help of slaves and immigrants, Achsah was able to complete splendid quilts. Her father was so impressed that he displayed them in his shop window!



A *Baltimore Album* quilt is defined as one that is made by someone living in Baltimore during the period 1846 – 1854. The height of popularity was 1850.

The blocks usually were large, about 18" square with the smallest being 12" square. Some blocks were separated by sashing; others were not. The same is true of borders;



some had them, and others did not. Sampler quilts included non-repeating blocks. Robert Shaw noted that the best of these quilts has long been considered to “represent a pinnacle of American quilt making technique and design sophistication.” BA quilts contained images of images of Baltimore life; ships, churches, people, monuments, and military heroes. They also were given as gifts to departing pastors leaving for their next assignment. I’m currently working on the Rev. Hezekiah Best block (1847).

*To those
members born in
April....*



WE CAN HELP GROW YOUR QUILT BUSINESS. Advertise with us.

Do You Operate a Quilting Related Business? We are pleased to offer advertising as a member benefit. Your listing will appear on our website under Resources > Quilt Services. The Board receives questions from the general public through our website asking for information on local longarm quilters, sewing machine maintenance, or other quilting related products. If you would like to be added to this page on our website, please send an EMAIL to me at website@tucsonquiltersguild.com Include the following information: Business Name Service/Product that you Offer; Website; EMAIL; and/or Phone Number. This opportunity is open to MEMBERS ONLY. But if you know of someone who might also want to be included, they are certainly welcome to join the Guild for just \$50 a year and we will be happy to advertise for them. –Kathy Barton – Webmaster

PLACE YOUR AD IN OUR NEWSLETTER

Do you have a sewing machine or other quilting accessories you would like to sell?

Members: \$5/ad, for quilting ad/sewing related items.

Do you have a quilting service you provide? Quilt related business/service:

Business Card— 3.5” x 2” (Horizontal or Vertical) **\$10/issue**

1/4 Page Ad—4.25” w x 5.5” h **\$15/issue**

1/2 Page Ad—8.5” w x 5.5” h (horizontal) 1/2 Page Ad 4.25” w x 11” h (vertical) **\$30/issue**

Full-Page Ad 8.5” x 11” **\$60/issue**

Non-members should add \$5 per category.

For additional information and/or to reserve space in the next newsletter, please contact the newsletter editor at newsletter@tucsonquiltersguild.com . Send checks to the TQG Treasurer at P.O. Box 14454, Tucson, AZ 85732



Bee Groups and Newly formed Bee Groups . . .

have spaces waiting for you to join in the quilting/ stitching, conversations and laughter. A few Bees have space for you and a friend or two: Far Eastside Bee that meets at Palma's Studio is ready to welcome you on your quilting adventure. Gather at Palmas the first Tuesday of November 7, 2023 at 1:00PM, 548 E Drawdown Trail, Corona De Tucson. Looking forward to seeing you at Palma's Studio an awesome location and view of the mountains.

The Westside Bee meets the third Tuesday from 6:00PM-8:30PM at the Catus Quilt Shop 6032 Oracle Rd. More information at the Welcome table – stop by and see Joyce with any questions or talk with Palma Davis, Far East Side Bee Host or Betty Jordon WestSide Bee Host.

ALL LISTED BEES ARE OPEN TO NEW MEMBERS

EASTSIDE BEE

Vicki Moore

748-7219, 241-7290 Ask Vicki
for location 1st Thursday, 6:30 PM

NORTHEAST 9 PATCHERS

Janice Jones tomjan620@msn.com

PACIFIC RIM QUILTING B

Contact: Elsie Nonaka elsien2@live.com Where: The Quilt
6538 E. Tanque Verde #130 1st Tuesday, 10 am

Open to new members Eastside, cont.



Basket

EAGLE WINGS QOV BEE

Char Gasker

cgasker@gmail.com

8421 Broadway Blvd.
at Quality Quilters
4th Thursday of the month
Open to new members.



ART QUILTERS:

Karen Fisher—520-360-9600

7820 E. Broadway—SW corner of Broadway and Pantano
3rd Wed. of month 10 am — Noon



BROADWAY BEEZ:

Contact: Claudia Rickel, 520-544-9436 (home)

crickel07@gmail.com

The 3rd Friday Eastside Daytime Bee 10:00-2:00 at Quality Quilterz, 8421 E Broadway Blvd, Tucson

ALL LISTED BEES ARE OPEN TO NEW MEMBERS

ALL LISTED BEES ARE OPEN TO NEW MEMBERS



MONDAY NIGHT QUILTERS:

Marie Morris 520- 403-6208
520-623-0123



NORTH OF THE BORDER:

Mary Anne Strauss
520-429-1340
Call for location info
Every Thursday - 9:30 AM — Noon
Open to new members



NU-BEEs

Contact : Joyce Holley 816-223-4454

Westside Nighttime Bee The 3rd Tuesday 6:00-8:30 Cactus Quilt Shop 6032 N Oracle, Tucson.

Far Eastside NU Bee The 1st Tuesday starts 1:00 pm

Studio and location of Tucson Quilting Retreats of Palma Davis at 548 E Drawdown Trail, Corona de Tucson, AZ 85641

SOUTHEAST BEE

Meets the 3rd or 4th Wednesday from 10-2 at the Esmond Loop Library on Mary Ann Cleveland. Contact Marilyn Hendricks (bbcody1951@outlook.com) or Pamela Golliet (sonoranskyquilting@gmail.com) for exact dates and information.

BEE KEEPER

For more information about any of the Bees listed or how to start you own bee, please contact our personal bee-keeper.

Karen Fisher, bees@tucsonquiltersguild.com



ALL LISTED BEES ARE OPEN TO NEW MEMBERS



TQG BOARD of DIRECTORS

President	Cathy Blackburn Lillie
Vice President	Kathy Barton
Recording Secretary	Joline Albaugh
Treasurer	Mimi Pollow
Endowment/ Donations	OPEN
Membership	Pamela Golliet
Member at Large, Evening	OPEN
Member at Large, Morning	Laurel Clarke
Programs Directors	Francie McMillan & Helen Frost
Bee Keeper	Karen Fisher
2023 Quilt Show Director	Lucy Thurston
2023 Quilt Show Co-Director	Kathie Gilbert
Education	OPEN
Guild Publicity	OPEN
Historian	Joyce Harrison
Hospitality	OPEN
Library	Janet Chumbley
Newsletter	Peg Clampet
Pattern of the Month	OPEN
Quilt-a-Thon	Linda Begega
Quilting for Others	Kate Verbecke & Kathie Miller
Record Keeper	OPEN
Website	Kathy Barton

TUCSON QUILTERS GUILD BASICS

The mission of the Tucson Quilters Guild is to perpetuate the art of quilting, encourage the practice of quilting, and to stimulate interest in the art form.

Who:	All members
What:	Business Meeting: First Wednesday of every month in Church Classroom General Meetings: Second Wednesday of the month or the Tuesday before 2 nd Wednesday
When:	Business Meeting: 9:30 AM ~ 10:30 AM General Meetings: Tuesday Evening – 7:00 PM ~ 9:30 PM Wednesday Morning – 9:30 AM ~ 12:00 PM
Where:	St. Frances Cabrini Church 3201 E. Presidio Near Fort Lowell and Country Club
(How): Parking	Guild members are asked to refrain from parking in the spaces in front of the Parish office. The Church wants these spaces to remain open for Church members who have business to attend in the office. This is the small building to the east of our meeting room. NOTICE: Tuesday Evening attendees: The Church's Family Classes are in session, please DO NOT PARK IN THE FRONT LOT. Use the side or rear lots.
Why:	Come to get involved with all aspects of the Guild, to make new friends, learn new quilting skills, share, and most of all, to have FUN .
Cost:	Members: \$50 / year (Due in January)

Please remember to be kind to fellow members with allergies to scents and perfumes. Please attend the meetings fragrance/ perfume free. It means that another member can attend.

Due to copyright concerns, photos may be taken before the meetings, during the breaks, and after meetings.

No photography or videos are permitted during the guest speaker presentations.

Submission deadline for the next newsletter is the 20th of the month.

Please send your articles/ads to the Newsletter Editor at newsletter@tucsonquiltersguild.com

Please silence your phone during the meetings. Use the Do Not Disturb (DND) function on your phone or go to Google Play or Apple App Store to find a program to temporarily hush the phone.

Tucson Quilt Guild Block of the Month

Block 1 - Kansas City Star Quilt Pattern Collection

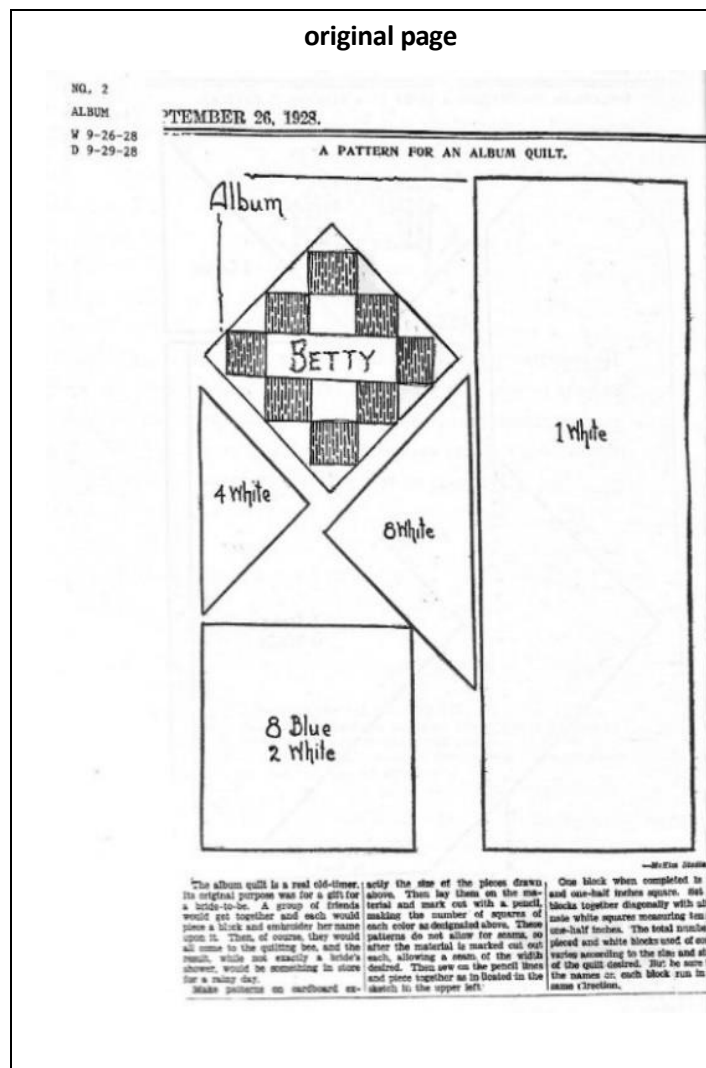
The Kansas City Star published the Album block on September 26, 1928. The album quilt is a real old-timer. Its original purpose was a gift for a bride-to-be. A group of friends would get together and each would piece a block and embroider her own name upon it. Then of course, they would all come to the quilting bee, and the result, while not exactly a bride's shower, would be something in store for a rainy day.

The Kansas City Star newspaper began printing quilt block patterns in 1928, and they continued this publication for 34 years. These quilt patterns were featured regularly in the newspaper, and they hold a special place in quilting history. The goal of the newspaper was to increase readership among women, and quilting was popular with women at that time.

Due to publication of newspaper space restraints, a brief description of the block history and sparse instructions for block construction was given in addition to the templates. In general, the reader was instructed to cut cardboard templates of the exact same size in the newspaper, trace the shape onto fabric with a pencil, add the seam allowance of their choice before cutting, and assemble the blocks.

There will be nine blocks from the Kansas City Star newspaper which have been selected for the 2024 BOM. Blocks selected will use a variety of sewing techniques. Wherever possible, we have attempted to 'modernize' the published pattern to avoid the use of templates. The diagrams will not be to scale unless there is a template for the block. Throughout the year, we will accept any blocks for donation to construct charity quilts for Quilts for Others. A date will be selected in January for volunteers to put quilts together.

original page



block 1 - sample 1



block 1 - sample 2

Cutting Instructions

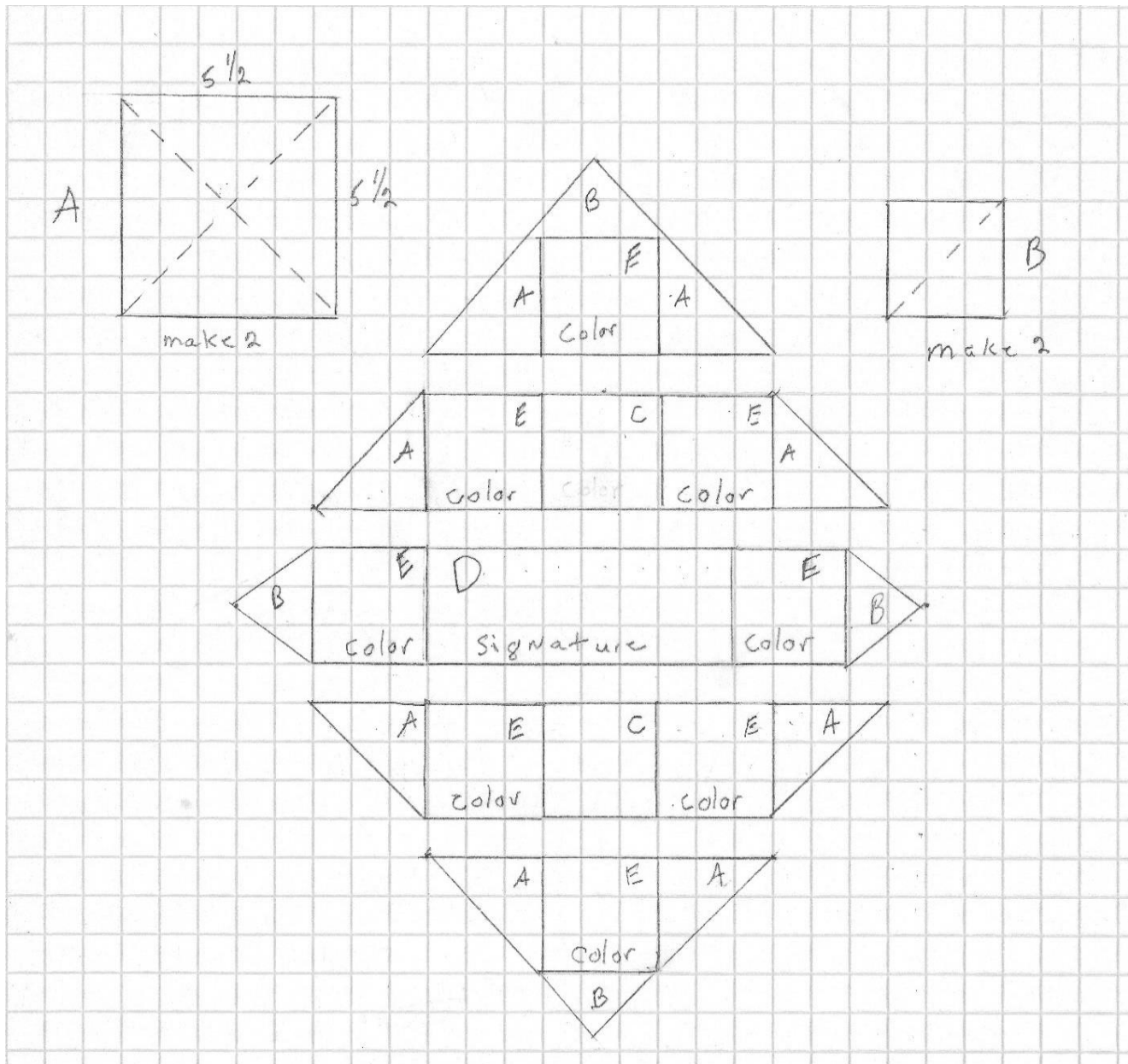
Background/White		Color	
A	two-5 1/2" square cut on diagonal 2 times	E	eight-3" square
B	two-3" square cut on diagonal 1 time		
C	two-3" square		
D	one-3" x 8"		

FINISH

Add to center 3" x 8" rectangle a signature, word(s) of wisdom or a saying. You can embroider, either by hand or machine, or use permanent pen. If using permanent pen please press to set ink.

See diagram below or pictures above for placement of color.

Trim block to 11" unfinished, 10 1/2" finished make sure to leave 1/4" at each point



Not exactly to scale

Any questions please contact:
 Betty Jordan 207-318-4396, bettyjordan444@gmail.com or
 Debra Searlata at 818-281-0052, dsscarlata@gmail.com