

PRESIDENT'S MESSAGE

Dear Quilters,

Happy Spring! For those who have lived here a long time, we know this season is never about the date, as we have had snow in Tucson in March before. Once the weather settles a bit, or at least on good days, we can start spending more time outside until the summer heat settles in.

I hope that you are doing well. I'm looking forward to whatever life's *new normal* looks like. The world has changed in the last year, and not necessarily in a way that any of us might have expected. I will have my second vaccine shot on March 29th, and I'm excited about readily recognizing friends again once I can see whole faces. I recently read an article from a woman who recently discovered her seasonal allergies didn't flair up because of wearing a mask! She's planning on continuing to wear a mask during allergy season as part of her *new normal*.

I'm looking forward to seeing all of the quilts you will be sharing for our 2022 quilt show because you have been very busy during quarantine! Yes, stay tuned for upcoming information about our new venture in January 2022 at the Pima County Fairgrounds. We may even have a Covid category for the quilts you were inspired to make while you were stuck at home finishing that stalled quilt or only working with fabric you already had while you couldn't go shopping.

I am starting a brand-new design that I plan to finish for our show. I've had the idea in mind for several years, but I never started it because it's complicated. I also assumed I would need to shop for fabric, but when I started pulling colors from my stash, it was ALL there! I may need to buy more of one value of one color, but I will start with what I have. That doesn't mean, however, that I can't go shopping. During Covid there was a day I just needed to get out of the house and do something calming, so I went to a fabric store and petted the merchandise. (I hope that doesn't sound too weird!)

For now, please remember to renew your Guild membership, or join as a new member, so that you can be a part of all we have to share with you. I know that quilting and the Guild have become a bigger part of my life than I ever expected! But many of you already know all about that, and I continue to be delighted that I became one of you 19 years ago courtesy of a first grand-daughter and a first quilt.



Yours in quilting,
Karen G. Fisher, President

APRIL CALENDAR

Business Meeting:

April 6, 6:30 P.M.

General Meetings:

Tues, April 13, 7:00-9:00 pm

Wed, April 14, 9:30 -11:30 am
(program and lecture)

April Workshop:

Thurs, April 15—9:00 to 4:00 p.m.

This one-day ZOOM workshop begins at 9 am.

DRIVE-BY: April 17th — 9:30-11:00

MAY CALENDAR

Business Meeting:

Wednesday, May 5, 6:30 p.m.

General Meetings:

Tues, May 11th 7:00-9:00 pm

Wed. May 12th, 9:30 -11:00 am

Please note that these events are subject to change due to the current COVID-19 pandemic.



Inside this Issue

PROGRAMS	2-3
Guild News	4-7
A Word About Membership	8-9
TQG Bees	10
TQG Meeting Info/Basics	11
TQG Board Members	12
ADS	13-14
Pattern of the Month	15-17

TQG PROGRAM INFORMATION

April Webinar and Workshop

Jaimie Davis



Formerly a scientist, Jaimie Davis is an award-winning quilter who began quilting in 1993. In addition to making quilts, she designs patterns, kits and technique-based workshops and travels widely to teach for quilt guilds, retreats and quilting festivals. Her work has been shown in national and international exhibits including the International Quilt Show in Houston, Texas and the Pacific International Quilt Festival in Santa Clara, California. Jaimie draws inspiration from color and curvy lines and loves to add a touch of whimsy to every project. She and her husband live in Portland, Oregon with a whole bunch of quilts, a lot of great books, a turtle their kids left behind and a never-ending supply of Diet Coke.

In her lecture, “The History and Mystery of Baltimore Album Quilts”, Jaimie takes us on a fascinating journey into an America headed for the Civil War. Discover how the industrial revolution, the struggle over slavery, and the social and moral climate of the time contributed to this beautiful art form. Through stories, Jaimie will explore how the demise of Baltimore Album quilts leads us into the hearts and minds of the women who made them, and find out how a pregnancy, a Christmas gift and a quilt class gone horribly wrong helps to explain the mystery behind why these quilts disappeared almost overnight. It’s a funny, provocative and insightful look into some of America’s most beautiful treasures.

And then there is the workshop. Although I can hear you all now mumbling something about the “A” word, Jaimie is quick to point out that her technique is not needle turn. But it is relaxing nevertheless and after the last year, I think we deserve some peaceful stitching.

TQG PROGRAM INFORMATION

Loopy Tulips



Whether making just a pillow top or an entire quilt, Loopy Tulips is a fun project to introduce you to the joys of handwork. Jaimie will focus on the basic aspects of appliqué: stems, inside and outside points, and gentle curves using the freezer-paper-on-the-bottom method of appliqué. She will also explore color placement as a way to add a secondary level of design.

This workshop requires a kit which must be purchased directly from Jaimie's website. For links to her site and the other items on the supply list, please go to the Speakers and Workshop pages on the website.

I hope you will join us,
Kathy Barton – Programs Co-Chair



Happy Spring

GUILD NEWS

Quilt Fiesta News

We have new dates for the 2022 Quilt Fiesta! It will be held the 28-29th of January 2022 at the Old Pueblo Hall at the Pima County Fairgrounds. Start making or continue making your quilts to show! We are planning a new Pandemic Patchwork category, so show us all your covid quilts!

The other big thing is we are now taking submissions for a pattern for the 2023 Opportunity Quilt. The theme is Arizona. Design a quilt that has not been published and submit it to quiltfies-ta@tucsonquiltersguild.com. Once a quilt design has been chosen, it will be made and quilted for the raffle. Then the pattern may be sold.

We are still looking for a few good volunteers in areas to help with the Fiesta. First and foremost, I need a co-director who can take on the 2023 show. On committees we need help with teaching classes, Kid's Row, Outreach, Social Media, Pins, Program Booklet, Sign making, Special Exhibits, and vendors. Some are committee chairs; some are just committee members. If anything sounds interesting, we can train you! Join us, we have fun!

Any questions, contact me at quiltfies-ta@tucsonquiltersguild.com.

Pamela Golliet
2021 Quilt Fiesta Chair



Quilting for Others

Our Quilting for Others Drawing entries continue to pour in! The March Drive-By brought us 44 Ready to Deliver Quilts, 10 Quilt Tops, and 36 Pillowcases.

At the April Drive-By, we will be at our mid-way point of the Entry timeline. July will be the last month to turn in completed tops, quilts or pillowcases. The Drawing will be at the August Quilt-A-Thon. Remember there is a fourth through first place valued at between \$60-\$75 and a Grand Prize (All Entries Eligible) valued at \$200. All Paid members eligible to participate.

Let me take this month to recognize and thank our Quilting for Others Core Team. For each month that we meet, these ladies have done so much work to prepare. I'm so grateful for their partnership!

To **Lynn Rubel**: For your continued support in organizing the Storeroom. A lot of it is laborious, but you help with a smile and a Get-It-Done attitude. You keep me on my game!

To **Betsy Boatwright** and **Diane Lieurance**: For your Infectious smiles and laughter. You lighten my load by just saying We Can Do That (repeat, repeat). You've been making the Laundry Bags for Candlelighters, sorting fabric, making pillowcase kits and probably more. You two are the little elves that could!

To **Linda Begega**: For your 8-month - in what should have been a 1-month - tireless effort to prepare, execute and finish the 2020 Quilt-A-Thon is a heroic accomplishment in my book. Your willingness to continue with Quilt-A-Thon for 2021 is a testament to your dedication. You are now preparing for this year's Quilt-A-Thon by making kits with patterns.

To **Kate Verbeke**: For driving all over our community delivering quilts - sometimes we can't see you in your car after we load you up.

To **Joyce Harrison**: For helping in the storeroom, loading/unloading tubs of projects and at the Drive-By's.

Without All of you, we would not have been as successful as we have been! I hope that in the next few months, the entire team will be able to have "Fun Days/Work Days" again. And Piz-za, and Muffins, and ...

Blessings to All - Shellie Whitman, Primary Chair

FROM THE SHELVES...

Don't forget that TQG librarian, Janet Chumbley, is available during the drive-by on Saturday, April 17th to check out books with prearranged requests. Please reference the March newsletter for her directions.



GUILD NEWS



Arizona Documentation Report

By Susan T. Franklin PhD

"If it be asked, what is the most sacred duty and the greatest source of our security in a Republic? The answer would be, an inviolable respect for the Constitution and its laws." Alexander Hamilton said this centuries ago. During the troubled times in which we live, his words never have had more meaning.

In early March, I attended a Zoom meeting of the Arizona Quilt Study Group. There were two speakers, each discussing varied periods of our history. The first was Marikay Waldvogel who talked about the Chicago World's Fair, running from May 27-November 11 in 1933. It celebrated Chicago's 100th anniversary and was known as the "Century of Progress." The second was Sue Reich, whose topic was World War II quilts; more on that next time.

Chicago, originally called Fort Dearborn, was an exciting city. The fair, sponsored by Sears Roebuck and Company, was enticing for a country in the midst of a depression. Sears put out a call for quilts, newly made, by one person, in ads throughout the country, in their 350 stores and/or in regional offices. WLS radio, originally owned by Sears, also heavily promoted the fair. Quilters from all over responded with gusto. Fabric was 10 cents a yard—hard to imagine isn't it?

24,000 quilts were entered. Margaret Rogers Caden won the big prize of \$1000 for her 8-point Star with Trapunto. But...wait...there was a scandal

under the covers! Miss Caden didn't make the quilt! A professional quilter in eastern Kentucky, with at least four other people had worked on the quilt. In spite of that, the World's Fair reopened in 1934 for a second season!

Marikay Waldvogel and Barbara Brackman co-authored *Patchwork Souvenirs of the 1933 World's Fair*. Published in 1993, it includes both pictures and narratives about the quilts and their makers from the *Sears National Quilt Contest and Chicago's Century of Progress Exposition*. I own that book; it's a winner!

If you have questions about anything, quilt documentation in particular, please call or email either Sue Franklin at 520-490-4721; suevette63@gmail.com. Terry Gryzb-Wysocki at 520-904-2218; terry-gw@mindspring.com



Thank you to all the quilters who braved the cold, rainy March Fly-by and brought us 9 new quilts in support of our Cause! We weren't able to hang the raffle quilt, Forever and a Day, due to the weather, but hope to display it at the April Fly-by. Pictures of the quilt are on our website, <https://www.quiltforacause.org>, and tickets are available now on-line. Please have a look!

Just as a reminder, if the Drive-by or other connections with us to drop off quilts are not convenient, please consider dropping quilts off at Cactus Quilts, The Quilt Basket, or the Quilter's Market. We'll take it from there! Also, we're adding a new category, floral quilts, to our "wish list." Let the fun begin!

Quilt For a Cause is currently looking for new members on our Board of Directors. Are you interested in working to support the

local breast and gynecological cancer fight through quilts and quilting? Are you new in town and would like to get involved and meet some other quilters? Our Board meetings are currently online, and the Directors donate time for the various tasks that need to be done to gather and sell donated quilts. Please contact us if you're interested.

Some of the over 300 quilts are hanging at ACP Eastside Imaging (5515 E. 5th Street), Animas Pilates Yoga Dance Center (5575 E River Rd #121), Arizona Oncology - Wilmot and 5th location (603 N Wilmot Rd Suite 151), Arizona Oncology - Craycroft Radiation Oncology location (2625 N Craycroft Rd Suite 100), Radiology Limited Wilmot Center for Diagnostic Imaging and Treatment (677 N. Wilmot Rd), and the Community Foundation for Southern Arizona (5049 E. Broadway, Suite 201).

If you happen to be purchasing anything from Amazon.com, we participate in the Amazon Smile program. Please select Quilt For a Cause as your charity, and we will receive a small portion of the sale from Amazon at no cost to you!

If you'd like to make a quilt to donate to Quilt For a Cause, in addition to "guy" quilts, our current need is for quilts with a Southwest, or University of Arizona, theme, as well as for table runners or toppers, and for floral quilts. We also need baby quilts. As always, we are pleased to receive your quilt gifts with any theme to continue our Cause of fighting breast and gynecologic cancers. Please contact us on the website, and we will make arrangements to get the quilts from you. The quilt donation form is available on our website. Thank you so much!



GUILD NEWS

SPECIAL OPPORTUNITY FOR PAID GUILD MEMBERS!

The Quilting for Others/Quilt-A-Thon Fabric Storage is Overflowing! We need your help to finish projects! We are offering a Time-Limited Prize Drawing with the Drawing to be held at the August 2021 Quilt-A-Thon.

There will be a 1st -4th Place for completed projects turned-in, AND a Grand Prize Gift Basket filled with Quilting Goodies!

1st Place - \$25 Quilt Shop Gift Card

2nd Place - \$20 Quilt Shop Gift Card

3rd Place - \$15 Quilt Shop Gift Card

4th Place - \$10 Quilt Shop Gift Card

So, Renew your '21-'22 membership so that you can participate!

RULES:

All Projects and Fabrics must come from the Storeroom.

All Paid Guild Members are eligible for Entry.

ENTRY QUALIFICATION:

*For EACH (1) Quilt Top completed, Ready to Deliver (Quilted and Bound) You will earn Three (3) entries toward the 1st-4th Prizes and Grand Prize Gift Basket.

*For EACH (1) Quilt Top completed, Ready to Quilt - You will earn One (1) entry toward the 1st-4th Prizes and Grand Prize Gift Basket.

*For Every Ten (10) Pillowcase Kits completed - You will earn One (1) entry toward the 1st-4th Prizes and Grand Prize Gift Basket.

Projects will be available at the Monthly Drive-By's or by Appointment. To be announced via Facebook and Email. Have Questions - Contact me telephone or by email (information on membership roster).

On Behalf of the Quilting for Others Team, thank you!

Shellie Whitman

DRIVE-BY PICS

2/13/21



Quilting for Others

Our Quilting for Others Drawing entries continue to pour in! The March Drive-By brought us 44 Ready to Deliver Quilts, 10 Quilt Tops, and 36 Pillowcases.

At the April Drive-By, we will be at our mid-way point of the Entry timeline. July will be the last month to turn in completed tops, quilts or pillowcases. The Drawing will be at the August Quilt-A-Thon. Remember there is a fourth through first place valued at between \$60-\$75 and a Grand Prize (All Entries Eligible) valued at \$200. All Paid members eligible to participate.

Let me take this month to recognize and thank our Quilting for Others Core Team. For each month that we meet, these ladies have done so much work to prepare. I'm so grateful for their partnership!

To **Lynn Rubel**: For your continued support in organizing the Storeroom. A lot of it is laborious, but you help with a smile and a Get-It-Done attitude. You keep me on my game!

To **Betsy Boatwright** and **Diane Lieurance**: For your Infectious smiles and laughter. You lighten my load by just saying We Can Do That (repeat, repeat). You've been making the Laundry Bags for Candlelighters, sorting fabric, making pillowcase kits and probably more. You two are the little elves that could!

To **Linda Begega**: For your 8-month - in what should have been a 1-month - tireless effort to prepare, execute and finish the 2020 Quilt-A-Thon is a heroic accomplishment in my book. Your willingness to continue with Quilt-A-Thon for 2021 is a testament to your dedication. You are now preparing for this year's Quilt-A-Thon by making kits with patterns.

To **Kate Verbeke**: For driving all over our community delivering quilts - sometimes we can't see you in your car after we load you up.

To **Joyce Harrison**: For helping in the storeroom, loading/unloading tubs of projects and at the Drive-By's.

Without All of you, we would not have been as successful as we have been! I hope that in the next few months, the entire team will be able to have "Fun Days/Work Days" again. And Pizza, and Muffins, and ...

Blessings to All - Shellie Whitman, Primary Chair



GUILD NEWS

It's Membership Time at the TUCSON QUILTERS GUILD by Joyce Holley, membership chair

Come! Join/Renew and be a part of the ongoing activities of the Guild. We have not stopped being active, learning and growing in our quilting skills and service to others. YES! We are doing our meeting by ZOOM on Tuesday evenings and Wednesday mornings. Workshops continue to happen and many guild members really enjoy the Zoom workshops being in their own space. Quilt for a Cause is going strong; in fact there will be a DRIVE BY on April 17th

from 9:30-11:00am at St. Francis Cabrini Catholic Church, 3201 E. Presidio Road, Tucson, AZ 85716.

Not only can you obtain supplies to make a quilt for others, you can RENEW YOUR MEMBERSHIP!!!. Yes, that is correct. Joyce Holley will be at the Drive-By all set up, so you can receive the form and pay by check, charge through Square or even pay with cash, all while enjoying a homemade muffin!

There are benefits to being a TQG Member; the best of all is the fellowship even with a mask and social distancing. Come see the activities at the Drive-By and Renew/Join the TQ Guild.

If you are unable to make it to the Drive-By, here is the Online Updated Process

... and there is an updated process to get it done online or through the mail.

Begin your renewals NOW! The new web site section on Membership is ready to go!

If you choose to renew through the USPS mail or through PayPal, here is the process:

Enter the tucsonquiltersguild.com web site

Click on Membership found on the blue Menu Bar across the top

Click on Join the Guild which will take you to the Downloadable Membership Form. There are 2 choices renew/join by mail OR by PayPal. This is what it says:

Guild Membership By Mail

[Click Here](#) to download the most up to date Guild Membership form and fill in ALL information and return with \$30.00 annual dues and a Self-addressed stamped envelope.

Mail to: Tucson Quilters Guild, PO Box 14454, Tucson, AZ 85732

Click on the words Click Here: it will take you to the Membership Form. Please, Please, Please fill out all the information requested. The information will help the TQG Board to better do our work in making your Guild the best. Thank you for taking the time to completely fill out the form. You can print out the form, or download it and then print it out - if you have trouble let me know. membership@tucsonquiltersguild.com

Once the form is printed and filled out, mail it with your check and self-addressed stamped envelope. Once received by the Membership Director Joyce, she will send you your New Membership Card that contains login information. **Or by Pay Pal:**

Please fill in the required fields in this online form and submit payment through PayPal.

Click through the form process

Once to the PayPal link, make your payment. Your payment will be recorded and sent to our Treasurer and Membership Director. You will then receive membership information and Membership Card.



TQG Membership Benefits and Value

Membership in the Tucson Quilters Guild helps us stay connected with other quilters, encourages us to quilt for ourselves and for others, and provides us with resources so that we can learn and grow as quilters. While it may be hard to place a value on all of the membership benefits, at least two have quantifiable financial value: the lectures and workshops by nationally known quilt artists and teachers.

Lectures – TQG provides free lectures at our monthly meetings up to eight times each year. Attending these lectures at national quilt shows and conferences like Road to California or AQS QuiltWeek Paducah would cost \$20 for each one hour lecture.

Workshops – Similarly, TQG provides one and two day workshops up to eight times each year. TQG offers in-person workshops for \$50 for a one-day workshop. These same workshops would cost more than \$100 on average at national quilt shows and conferences.

TQG's membership fee is currently \$30. A member attending just two meetings with interesting lectures or taking just one of the offered workshops would have a wonderful experience that's valued at more than the cost of a TQS membership.



Tucson Quilters
GUILD

New Renewal

Membership #

Date: _____

Last Name: _____ First Name: _____

Address: _____ Phone: _____

(Best Contact Number)

City: _____ State: _____ Zip: _____

Email:

(Required) _____ Birthday: _____

(month & day only)

Are you a Beginner Confident Beginner Intermediate Advanced Quilter

If a professional quilter, what is your business name? _____

Please check to indicate areas that you are interested in:

Special Events Volunteer

Mentoring Members/Sharing Skills

Quilt Show Volunteer

Opportunity Quilt Volunteer

Hospitality

Programs Ad-Hoc Committee

Leadership

Please complete and fill in ALL information and return with \$30.00 annual dues and a **Self-addressed stamped envelope**. **Mail to: Tucson Quilters Guild, PO Box 14454, Tucson, AZ 85732**

Note: TQG Membership year runs from April 1, through March 31. We do not prorate partial year memberships.

To be completed by Membership Director: Received: _____ Payment: _____ Membership

Card sent: _____ New Member Packet Sent: _____

TUCSON QUILTERS GUILD BEES

Eastside

1492 BEE

Lisa Fryxell – (575) 590-5472
Columbus Library
4350 E 22nd Street
1st Monday, 10 AM to 2 PM

EAGLE WINGS QOV BEE

Char Gasker
Quality Quilterz
8421 E Broadway Blvd
4th Thursday of the month

EASTSIDE QUIET BEE

Vicki Moore
748-7219, 241-7290
Ask Vicki for location
1st Thursday, 6:30 PM

HIMMEL QUILTERS

Ruth Campbell – (520) 792-1639
Himmel Park Library
1035 N Treat Ave
3rd Wednesday, 6 – 8 PM

NORTHEAST 9 PATCHERS

Janice Jones
Members Homes
1st Friday, 9:30 AM

PACIFIC RIM QUILTING BEE:

Susan Owara – 520-572-9231
The Quilt Basket
6538 E. Tanque Verde #130
1st Tuesday, 10 am

Eastside, can't.

TUCSON ART QUILTERS:

No contact person at this time
Eastside City Hall
7575 E. Speedway,
3rd Wednesday, 10 am – Noon

UFO BEE

Mary Meserve
The Quilters Market
7601 E Speedway Blvd
Every Tuesday, 9 – 11:30 am

Northwest

MATERIAL GIRLS

Cindi Huff – (623) 225-6109
members homes
1st & 3rd Thursdays, 1 – 4 pm

MONA LISA BEE:

Debbie Sileven (520) 954-9265
Foothills Community Church
3301 W Overton Rd
3rd Monday, 9:30 – 11 am

PIECE PATCHERS:

Evelyn George
Members homes

NORTHWEST NEEDLERS:

Evelyn George –
Members homes

Southwest

MONDAY NIGHT QUILTERS:

Marie Morris
403-6208, 623-0123
Grace Pointe Church
2555 W Valencia Rd.
3rd Monday, 6:30 – 8 pm
Sept – Nov and Jan – March

Green Valley

NORTH OF THE BORDER:


Patty Goodsell – 989-1754
Ask Patty for location info
Every Thursday - 9:30 AM – Noon

Bee Keeper

For more information about any of the Bees listed or how to start you own bee, please contact our personal beekeeper.

Elizabeth Sonnenfeld,

beekeeper@tucsonquiltersguild.com



TUCSON QUILTERS GUILD BASICS

The mission of the Tucson Quilters Guild is to perpetuate the art of quilting, encourage the practice of quilting, and to stimulate interest in this art form.

Who:	All Members
What:	Business Meeting —First Wednesday of every month in the Church Classroom. General Meetings - Second Wednesday of the month in the morning or the Tuesday evening preceding the second Wednesday - in the Parish Hall.
When:	Business Meeting – 9:30 AM ~ 10:30 AM General Meetings: Tuesday Evening –7:00~9:30 PM FLY-BYS 9:30–11:00 A.M. Saturday after general meeting Wednesday Morning –9:30 AM~12:00 PM
Where:	St Frances Cabrini Church 3201 E. Presidio Near Fort Lowell and Country Club
(How): Parking	Guild members are asked to refrain from parking in the spaces in front of the Parish office; the Church wants these spaces to remain open for Church members who have business to attend to in the office. This is the small building to the east of our meeting room. PARKING NOTICE: Tuesday evening attendees: The Church's Family Classes are in session again, so PLEASE DO NOT PARK IN THE FRONT LOT. Use the side or back lot.
Why:	Come to get involved with all aspects of the Guild, to make new friends, learn new quilting skills, share, but most of all, to have <i>FUN</i> .
Cost:	Members – \$30/year (due in March) Guests – \$5/meeting

TQG MEETINGS ARE FRAGRANCE FREE

Please remember to be kind to fellow members with allergies to scents and perfumes. Please attend the meetings fragrance / perfume free. It means another member can attend.

USE OF CAMERAS AT GUILD MEETINGS

Due to copyright concerns, photos may be taken before the meetings, during the breaks, and after the meetings.

No photography or videos are permitted during the guest speaker presentations.

NEWSLETTER DEADLINE:

Submission deadline for the next newsletter is the Tuesday following the Wednesday General Meeting. For the April Newsletter, deadline is Tuesday, April 20th. Please send you articles/ ads to the Newsletter Editor at newsletter@tucsonquiltersguild.com.

SHH-HH PHONE APP FOR TQG MEETINGS

<http://shushapp.com> The shush app allows you turn the volume of your ringer off for whatever amount of time you want. At the end of that time your phone's ringer will be turned on again. It is handy for those of us who forget to turn on the ringer again.

TQG BOARD AND COMMITTEES

President	Karen G. Fisher	president@tucsonquiltersguild.com
Vice President	Marie Morris	vp@tucsonquiltersguild.com
Recording Secretary	Francie McMillan	secretary@tucsonquiltersguild.com
Treasurer	Joyce Province	treasurer@tucsonquiltersguild.com
Endowment/ Donations	<i>OPEN</i>	endowment@tucsonquiltersguild.com
Membership	Joyce Holley	membership@tucsonquiltersguild.com
Member at Large, Evening	<i>OPEN</i>	memberatlarge-pm@tucsonquiltersguild.com
Member at Large, Morning	Joline Albaugh	memberatlarge-am@tucsonquiltersguild.com
Programs Director	Kathy Barton	programs@tucsonquiltersguild.com
Programs Co-Director	Connie German	programs-co@tucsonquiltersguild.com
2021 Quilt Show Director	Pamela Golliet	quiltfiesta@tucsonquiltersguild.com
2021 Quilt Show Co-Director	<i>OPEN</i>	

Dress a Bear	Joyce Bott	
Bee Keeper	Elizabeth Sonnenfeld	
Education	<i>OPEN</i>	
Finance	Keith Dommer	
Guild Pins	<i>OPEN</i>	
Guild Publicity	<i>OPEN</i>	
Historian	Joyce Harrison	historian@tucsonquiltersguild.com
Hospitality	Chris McCollum	
Library	Janet Chumbley	library@tucsonquiltersguild.com
Newsletter	Francie McMillan	newsletter@tucsonquiltersguild.com
Pattern of the Month	Karen G. Fisher	
Quilt-a-Thon	Linda Begega	quilt-a-thon@tucsonquiltersguild.com
Quilting for Others	Shellie Whitman	quilting4others@tucsonquiltersguild.com
Opportunity Quilt 2020	<i>OPEN</i>	
Record Keeper	Chris McCollum	
Website	Sara Luster	website@tucsonquiltersguild.com

ADVERTISEMENT



Long Arm Hand Guided Pantograph Services for .02 per square inch. We have seven designs from which to choose. We can also use your pantograph or groovy board. If there is a pantograph you want to use but don't own, we can purchase for our inventory, depending on price, if you can give us a source from which to purchase. We have a smoke-free, pet-free environment, so please make sure there are no pet hairs or smoke odors on your quilt before bringing it in.

Long Arm Rental Services for \$30.00 an hour. We have a brand new Gammill Vision 2.0 hand guided dream machine! We use zippered leaders, so you don't have to finish your quilt all in one sitting. Deposit of \$50.00 for zippered leaders allows you to take your quilt home attached to zipper leaders and return another day to finish your quilt. Deposit is returned at the time the zippered leaders are returned to us. You must take an introductory one-hour class prior to starting on your quilt. We provide a sample quilt and thread on which to practice. We have a smoke-free, pet-free environment, so please make sure there are no pet hairs or smoke odors on your quilt before bringing it in.

Long Arm Basting Services for .01 per square inch. We will baste your quilt sandwich with ¼" basting stitch every four inches both vertically and horizontally, or you can rent long arm to do your own basting. We have a smoke-free, pet-free environment, so please make sure there are no pet hairs or smoke odors on your quilt before bringing it in.

Embroidery Services up to 5" X 7". Price is dependent on size and how many colors in embroidery.

Photo Printing Services up to 8" X 10". We use a commercial grade photo printing machine, not a home copier. We use 100% Kona white fabric. 4" X 6" = \$5.00. 5" X 7" = \$6.00. 6" X 8" = \$7.00. 7" X 9" = \$8.00. 8" X 10" = \$9.00. Custom sizes available.

Hand Operated Accuquilt GO! rental for \$5.00 ½ hour. We have the following dies: 8" Block die set; 2½ "strip; 3½" strip; Little Baskets Quilt Pattern; Circles 1½ ", 1¾", 2¼", and 2½"; Little Butterfly; Critters; Crazy Petals; Fun Flower; Rose of Sharon #1; Funky Flowers; Stems and Leaves; and Heather Feather #2. You can go online to Accuquilt and see what shapes these dies will make. You can cut A LOT of shapes in ½ hour!

We require our customers to wear a mask at all times when interacting with us even if you have already been vaccinated. We have been vaccinated and wear a mask also at all times when interacting with you. We also have hand sanitizer available for customer use, and thoroughly clean all touch points on long arm and Accuquilt before and after each use. We will sanitize touch points in front of you before you use for your peace of mind.



Please call us at 520-901-0076 or email us at mjkquiltingstudio@gmail.com. Visit our ESTY shop at [etsy.com/mjkquiltingstudio](https://www.etsy.com/shop/mjkquiltingstudio). We look forward to working with you!

-Michele and Jill

ADVERTISEMENTS

Inspira Longarm Frame for Sale

- asking \$1200 or make me an offer.
 - Inspira Frame that can be set up for 5 feet or 10 feet. It includes:
 - platform above for placing patterns
 - laser light for tracing
 - Janome 1600DBX sewing machine which is older but still supported
 - Quilter's Cruise Control
 - 3 leaders
- Contact Wendy Anderson at: bowserw38@gmail.com.



PLACE YOUR AD IN OUR NEWSLETTER

Do you have a sewing machine or other quilting accessories you would like to sell?

Members: \$5/ad, for quilting ad/sewing related items.

Do you have a quilting service you provide?

Quilt related-business/service:

Business Card- 3.5" x 2" (Horizontal or Vertical) **\$10/issue**

1/4 Page Ad-4.25" w x 5.5" h **\$15/issue**

1/2 Page Ad-8.5" w x 5.5" h (horizontal) 1/2 Page Ad 4.25" w x 11"h (vertical) **\$30/issue**

Full-Page Ad 8.5" x 11" **\$60/issue**

Non-members should add \$5 per category.

For additional information and/or to reserve space in the next newsletter, please contact

the newsletter editor at: newsletter@tucsonquiltersguild.com

Checks are to be sent to the attention of the TQG Treasurer at P.O. Box 14454, Tucson, AZ 85732

Block-of-the Month
Karen G. Fisher

“Kite”


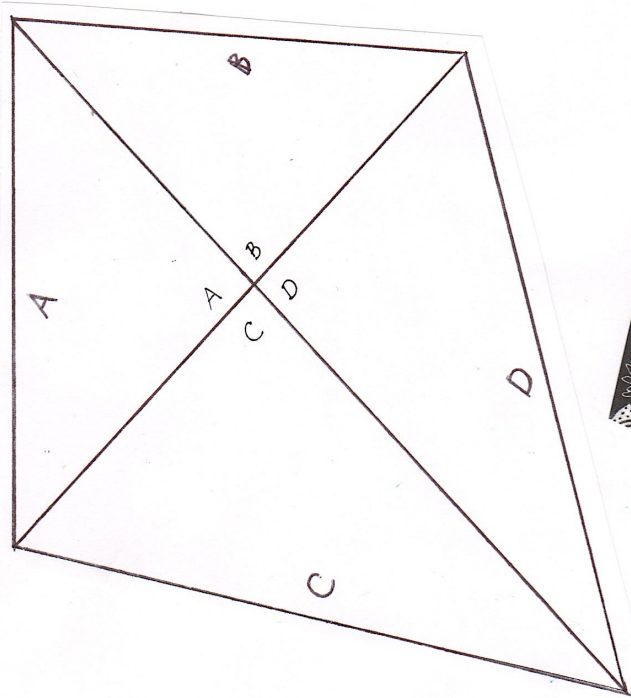
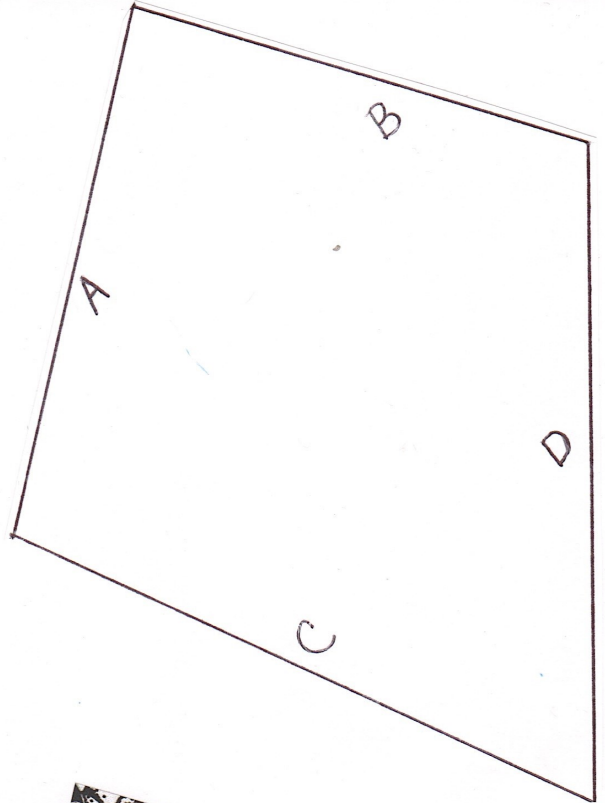
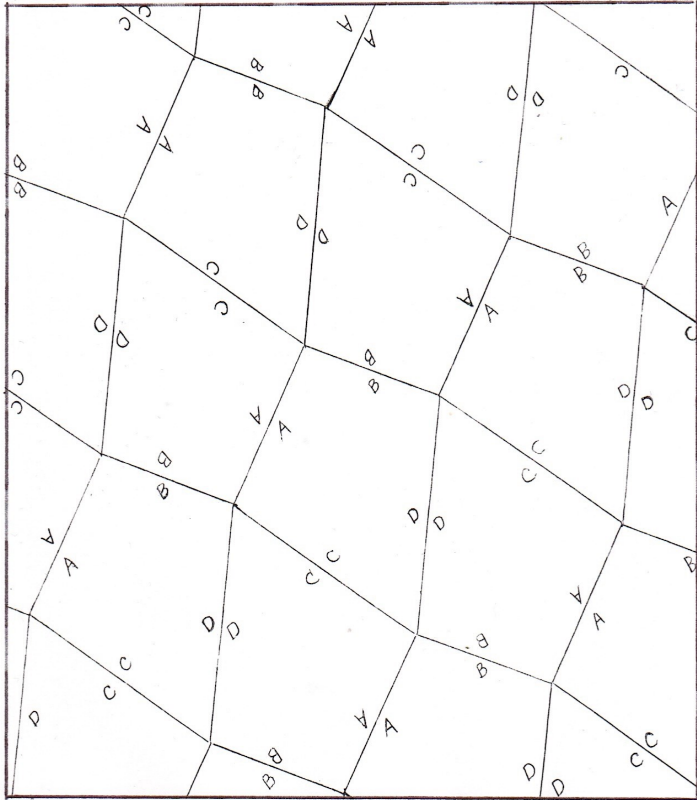
I saw a “kite” quilt years ago, in the offices of a Quilting Magazine in Denver. The idea stuck with me until I tried one, a very small one, and I thought it would be fun to make it bigger.

Any of you who have made “Charm” quilts, where all the pieces are the same shape, and you use lots of different fabrics, have worked with similar shapes. As you already know, triangles, diamonds, squares, flowerpots/thimbles, and apple cores are used in those charm designs.

To expand on that a little, an irregular Kite shape also fits together this way. It’s called a tessellating shape because it does this—no other shapes are needed. Any four-sided shape will do this, sometimes just by stacking (squares and rectangles), sometimes by rotating or flipping top-to-bottom (Apple Core, Thimble). Diamonds don’t exactly stack, but they are easily assembled as rows, or joined one at a time in specific arrangements.

For the basic “kite”, I am giving you a pattern with no seam allowance. Decide what size you want your kite to be by using your copy machine. I like it at 200%, then I add the usual ¼” seam allowance. You may find you like it smaller or larger, depending on the fabrics you have (scrappy is fabulous!). Also note that the pattern has A, B, C, and D indicated on the four sides. This pattern rotates, so A always matches with A, B with B, and so on. I am including a diagram showing how this works. Once you have several pieces/blocks together, it will be easier to see how to progress. Also, once I make my pattern/template full size, I mark it on one side, FRONT or BACK so that I lay it on my fabric the right way. You don’t even need to worry about a grain line in your fabric, because the four sides are four different angles. Great for fussy-cutting.





I have included a few variations to try. The four-piece one also works very well at 200%. After enlarging, cut apart and add seam allowances. For the two paper-pieced variations, I have given you the separate quarters of each block ready to enlarge to 200%.

You will see on the templates that the sides and piecing numbers are included. With paper piecing, everything ends up backwards from what you began with. I am not sure if this shape can both rotate and flip, so be careful to make all your diamonds going the same direction. Or get adventurous and see how far you can push the design, and make it truly yours.



Assembling the blocks requires lots of starting and stopping, joining the kites one by one, the same way we work with hexagons. Take your time, and create a really unique look.

