




THREAD TALES



Tucson
Quilters
GUILD

Volume 26 Issue 12

December 2021

PRESIDENT'S MESSAGE



Quilters,

We began 2020 using Zoom for our general meetings and 'fly-bys' for drop-off and pick-up of quilting supplies and quilts. You did a terrific job of getting quilts, pillowcases and stockings completed during difficult times. Many organizations have received your beautiful quilts, pillowcases, and stockings. In September we began meeting in person and a few quilters came and we have seen additional quilters attending each month. I love hearing your voices before the meetings and during the breaks. You appear to enjoy catching up with your friends and meeting new quilters. Our membership is slowly increasing and plans for Quilt Fiesta 2022 are in full swing. I see positive things for the coming year.

I want to thank the Directors and Committee Chairs for all their work the last twelve months. Your willingness to step up and help, many times in new areas, and your creative allowed the Guild to continue and prosper. You have done excellent work.

Just a quick reminder about the opportunity quilt to raise money for Tucson Community Food Bank. It's a king-size quilt in fall colors. All the money raised will be given to the food bank. Tickets will be on sale again at the December meetings and the winning ticket will be drawn at the Wednesday meeting.

As the holiday season approaches, may each of you find joy in celebrating with family and friends and be safe. Looking forward to the new year and working for all of you.

Marie Morris
President



DECEMBER CALENDAR

Business Meeting:

Tues, Dec. 1, Zoom meeting 6:30 p.m.

General Meetings:

Tues, Dec. 8, 7:00 pm*

Wed. Dec. 9,, 9:30 am*

JANUARY CALENDAR

Business Meeting:

Wed, Jan. 5, 9:30 at Church

General Meetings:

Tues. Jan. 11, 7:00 pm

Wed. Jan. 12,, 9:30 am *

Please note that these events are subject to change due to the current COVID-19 pandemic.



Inside this Issue

President's Message	1
Programs	2
Guild News	3-4
Quilt Fiesta News	5-6
Small Quilt Auction Form	7
More News & Bees	8-9
TQG Basics & Board Members	10-11
Ads	12
Pattern of the Month	13-16

TQG PROGRAM INFORMATION & WEBSITE

December Speaker

Karolyn "Nubin" Miner



After all of the work that goes into celebrating the holidays, it is a pleasure to simply sit and enjoy the quilts of one of our local quilt artists. And this December, we are proud to host "Nubin" Miner. If you have been a member of the Guild for a while you will undoubtedly recognize her name as she has been a prolific ribbon winner at our own Quilt Fiesta.

Nubin made her first quilt in 1979 while living in England, but didn't really start quilting until the late 1990's. After moving to Arizona in 2001, she began taking classes, dying fabric, and eventually designing quilts and teaching classes. That designing went a step further with the purchase of her long arm in 2004, with custom quilting for clientele not only in Arizona but throughout the United States. Her custom quilting has appeared in various quilting magazines including American Quilter. "Thoroughly Modern Millie", a pattern designed by Nubin, was juried into an AQS show and was featured in one of their videos.

Her quilts have been entered into various categories since 2005, and each year her quilts have earned numerous awards. Many of her custom quilting clients have also won awards and ribbons.

Nubin will be presenting a trunk show of her quilts. What a fun way to enjoy the holiday season!

Do You Operate a Quilting Related Business?

Hello members. We are pleased to offer you a new member benefit.

A few times a month the Board receives questions from the general public through our website asking for information on local longarm quilters, sewing machine maintenance, or other quilting related products.

Wouldn't it be nice if this information could be found directly from our website? We already have a listing of our local quilt shops on the site but we can do more and we would love to help you promote yourselves and your businesses.

If you would like to be added to this new page, please send an EMAIL to me at web-site@tucsonquiltersguild.com. Include the following information:

Business Name

Service/Product that you Offer

Website, EMAIL, and/or Phone Number

This opportunity is open to MEMBERS ONLY. But, if you know of someone who might also want to be included, they are certainly welcome to join the Guild and for just \$30 a year, we will be happy to advertise for them as well.

GUILD NEWS

Quilt History

December, 2021

Tucson Quilters Guild

By Susan T. Franklin, PhD

"Happiness is not a destination. It's a way of life." This quote is from the cover of *Quilt Mania* #130, March/April 2019. Doesn't that seem right for the holidays almost upon us as well as the story of *Quilts, Red and Green* you soon will read?

Red, one of my favorite colors, apparently was popular for many others in the 19th century. Last month, Redwork was focused; this time, green will be added. Most antique red and green quilts we see today are floral applique. This movement originated in the eastern United States during the 1830s and eventually spread west. The style remained a favorite for approximately 40 years and then began a gradual decline for the rest of the century.

Three factors appeared to occur simultaneously when this quilt style began. First, improvements were made in textile production so that more fabric was available. Second, transportation improvements allowed greater ease in getting the goods to the population. Third, printing and publishing technology made vast improvements so that newspapers, books, and periodicals came to more households. Magazines such as *Godey's Lady's Book* and *Peterson's Magazine* plus others, had both household and decorative articles.

The vibrant red and green color scheme was usually on a white ground and most quilts had either a red or green binding. They were primarily done in block form and usually without sashing. Applique probably was the most common medium and usually mirrored the flowers in nature, although some pieced designs can be found.

Both red and green were durable colors and could be relied on not to fade or run if the dye process was done properly. However, with green, there is no single vegetable dye that produces a color-fast green. Instead, in this early time period, the greens were usually Indigo and Prussian Blue over dyed with chrome yellow. Synthetic

Both red and green were durable colors and could be relied on not to fade or run if the dye process was done properly. However, with green, there is no single vegetable dye that produces a color-fast green. Instead, in this early time period, the greens were usually Indigo and Prussian Blue over dyed with chrome yellow. Synthetic green appeared about 1875, but often was fugitive, fading to tan or brown. I own a *Rose Tree Variation* where that happened. A sharp eye may detect the green thread originally used in stitching. Turkey Reds were colorfast and dependable, made with a complex process of 13 – 20 steps. In the United States, all Turkey Red was imported. Synthetic reds used after 1875 could fade to pink. The same thread check mentioned with green may be used to check for red.

Most often, elaborate appliqued red and green quilts were made by wealthy women. They had the luxury of time and also had the means to buy the unique fabrics needed to make a fabulous quilt. Frontier women had neither the time nor the resources to do the same. It's also important to remember that little girls were taught to use a needle and thread at a very young age, likely by the age of three. By the age of 10 or 11, she would be quite proficient and probably helped with sewing for the family.

Perhaps by the time she was making quilts for her prospective wedding, she might have more than six quilts in her trousseau, including an appliqued red and green bride's quilt. It would be finely appliqued and a real treasure.

As the sewing machine came into greater use, and the westward movement gained momentum, appliqued quilts became less popular. These classic floral beauties, though, are a symbol of a special time and the ladies who lovingly made them.

One thing that's rare to find on any old quilt is a name and date. In Lori Lee Triplett and Kay Triplett's *Hidden Treasures, Quilts from 1600 to 1860*, there is a great example. On two corners of a *Crossed Tulip Quilt*, are the dates 1847 and its maker, Margaret Kramer. This lovely quilt has fringe on three sides.

Red and green weren't only popular colors for quilts. In the early part of the 19th century, they also were used in homes. Drapes, table covers, carpets, and floors were added possibilities.

The colors of red and green, also associated with holiday times, provided many wonderful choices. Today's quilters are blessed with a huge array of stable and colorfast fabrics whether they be in red and green or a combination with something else. Whatever it is you enjoy, just do it! I'll stick with applique and continue my love for quilts of red and green! And, in the meantime, Happy Holidays to each of you!

References:

Kimball, Jeanna: *Red and Green, An Applique Tradition*; That Patchwork Place, 1990

Miller, Carolyn: *Classic Red and Green*; Vintage and Textile Society, 1998.

Triplett, Lori Lee and Triplett Kay: *Hidden Treasures Quilts from 1600 – 1860*.

C & T 2019.



MEMBERSHIP



2022 is coming - what will it hold for you?

There is an understanding among quilters

"That which you do on New Year's Day you will do throughout the year".

SOOO! Let's QUILT!

And get off on the right foot - the Quilting Foot that is.

On January 1, 2022 you are invited to come and quilt the project of your choice from UFOs to your first NEW Project of the New Year. You decide.

TIME: 10:00AM - 6:00PM January 1, 2022

PLACE: Unity of Tucson - Harmony Hall

3617 N Camino Blanco, Tucson 85718 (located off of River Rd between Swan and Craycroft Rd)

COST: ALL Day - 8 Hours \$40.00, Half a day 10:00 - 2:00 or 2:00 - 6:00 \$25.00

Cutting and Ironing Stations will be provided with cutting mats, irons, best press, tables and chairs with 2 per table. Oh "Elmer" may also show up!!!!


Lunch will be supplied plus dessert served from Noon - 4:00pm.

A supply list will be provided to those who sign up and pay at the December Guild meeting Tuesday Evening or Wednesday Morning.

Be part of the First TQG New Year's Day Quilt In. A Fellowship Time to start the New Year with your fellow Tucson Quilt Guild Members.

TQG Member News . . . you can use!

Here is a list of our guild members who have Birthdays in November. Please take the opportunity to wish Guild Members a Happy Birthday. If you would like to give a card you can drop them off during our in-person meetings at the Membership/Welcome table, place cards in the Birthday Card Basket and the Birthday Members can pick up their cards up at the same table at the break time or end of the meeting.



Dec 2 Gretchen Galbraith	Dec 17 Mimi Pollow
Dec 6 Peg Clampit	Dec 19 MaryAnne Strauss
Dec 6 Judith Gowell	Dec 20 Deanna Bohling
Dec 7 Mary Blount	Dec 26 Marguerite Hener
Dec 7 Michelle Cummings	Dec 27 Judy Locke
Dec 13 Cherie Bludau	Dec 28 Kenci Lewis
Dec 14 Melissa Fellure	Dec 30 Catherine Mombourquette
Dec 17 Lynn Chinnis	Dec 30 Kris Neifeld

QUILT FIESTA NEWS

QUILT FIESTA UPDATE

By Pam Golliet, Chair

The Quilt Fiesta is only 8 weeks away! We have so much to do before that, and are working hard to make it happen. I do hope you turned in your quilts, the deadline was the last meeting or October 18 by mail.

It's December! Only a few more weeks until the Fiesta! Your quilts should be done and entered. Get those clean and put the hanging sleeves on them. Make pillowcases to keep them pristine.

We have a big push to sell more opportunity quilt tickets. Remember, that the one who sells the most gets a miniature version of our lovely opportunity quilt! Take them to all the holiday craft fairs and promote the Fiesta and sell tickets!

We could still use entries for Kid's Row. Know a 4H group or Girl Scout troop that is doing a sewing unit? Let them know!

We are also extending the deadline for new vendors. If you know of a business that would be great, please contact our vendor chair Michele High. It doesn't always have to be quilting related.

Please volunteer to help! We still need folks to help with set up, hanging, the show, take down. We are also looking for an assistant for Shelley Whitman to greet the tour busses.

Any questions, contact me at quiltfies-ta@tucsonquiltersguild.com

Basket items also can be donated at meetings. We need new unwrapped items and not all quilting related! This is a big fund raiser, so clean out those sewing rooms of



items you just never got around to using! Look for other types of things too, like kitchen gadgets, sports items, gift cards etc.

Remember that there is RV parking at the Fairgrounds. Contact the Pima County Fairgrounds for details. Very reasonable charges too. There are also a few B&Bs nearby.

QUILT FIESTA JUDGING

The judging of the quilts for our next quilt show will be January 23 and 24 (Monday & Tuesday), 2022. We will need several people to help with that process. Those of you who have helped at the last couple of shows are already on my list, but if you do not plan to help again this year please let me know. Anyone else who would like to help us this year please contact me, Karen Kelter, at azgal39@yahoo.com or call me at 520-319-0326. I will be emailing all volunteers at a later date with details as to times and place and other details you will need to know about what to do and what to expect. I am looking forward to a great and successful show.

(on behalf of Karen Kelter, co-chair judging committee)



2022 Opportunity Quilt

By Lisa Fryxell

Fiesta is January 28-29, 2022 at the Old Pueblo Hall at the Pima County Fairgrounds.

9 am -5 pm both days.



QUILT PIECER NEEDED

Are you willing to make a memory quilt for a bereaved loved-one? Please contact:

Kathy Keller at:

kathycolekeller@gmail.com

She is interested in hiring a quilt maker.

QUILT FIESTA NEWS

2022 Tucson Quilters Guild Quilt Fiesta Kids Row

Are you teaching your child to quilt? Are they taking a class at a shop? We encourage you to think about having your child or grandchildren enter his/her quilt in the TUCSON QUILTERS GUILD QUILT FIESTA 2022. We would like to see more children's quilts entered. What a thrill for them to see their own creations displayed at the quilt show—they will be so proud when they receive their ribbon! Kids should be age 17 or younger. All work on the quilts should be done by the child (adults may help with the quilting and binding). I will have entry forms at the guild meetings and there will be a copy on our guild website for you to print out.

Update about the Tucson Quilt Fiesta "Kids Row"

We will be extending the deadline for entry forms to January 1, 2022. Entry forms can be found on TUCSONQUILTERSGUILD.COM Search under "Quilt Show" for Kids Row entry packet.

Our contact information is listed in Kids Row Packet.

Quilts will be turned in by January 12, 2022. Entry packet can be reviewed and printed from Tucson Quilters Guild website: "2022 Quilt Fiesta" link.

Please call, text or email for any questions to co-chairs:

KateClark: 520-780-1118

wlclark3@comcast.net

Joyce Harrison: 520-273-8516

rjharrison1977@yahoo.com



QUILTING FOR OTHERS

We had 20 plus completed quilts returned at the last guild meeting. They have been labeled and put on the shelves in the storage locker. One of the quilters asked if she could give the ones she finished to a charity group in the Marana area. Absolutely! Pretty sure she gave Lynn or Shellie the brochure on the group. We received and sorted additional fabric from Manya Powell and several piles of material, along with more tops, batting and binding that were picked up at the guild meetings for completing.

Kathie Miller has responded to a couple of emails/texts about getting the stockings to turn in. We have outsourced some fabric to a friend to make pillowcases and/or kits for the guild to donate.

This past month Sue Burns delivered 30 quilts and 20 pillowcases to Arizona Homestead, a local assisted-living business that has 2 homes with a total of 20 clients. She also has a call into TMC for the baby quilts and plans to contact Agave Hospice to see about their needs. Sue met the Pastor for Agave when she was at the assisted living home, and he stated they would like to have some quilts and pillowcases; so, we will proceed.

Kate Verbeke



Small Quilt Auction

THANK YOU! THANK YOU! THANK YOU !!!!!

Many thanks to all of you who have donated small, quilted pieces for the 2022 Fiesta Small Quilt Auction (SQA)! I am continually overwhelmed by how generous Quilters are! We have many awesome pieces—some from completed “Lamentables”, some from personal projects and many from Quilting Bee challenges. You have donated nearly 130 small quilts/table runners for the 2022 auction.

The December guild meetings are the final dates for donating small quilts. Small quilts may be any shape— wall hangings or table runners— so long as the piece perimeter measures no more than 100 inches. Wall hangings should include a 2 inch hanging sleeve. Applications are available on the website or at guild meetings.

Our next step is to connect each donated piece with a happy buyer at the 2022 Fiesta! This time we will have two days to accomplish this mission. We will assign a reasonable price and a starting bid amount to each small quilt and participants can either place a bid or buy a piece at the “Buy It Now” price (and take it home right then). I am looking forward to the fun!

Proceeds from the 2022 Small Quilt Auction will go to EMERGE! to support the services they provide for victims of domestic abuse. Instances of domestic abuse have increased during the pandemic, so the donation of our auction proceeds is greatly needed and appreciated! EMERGE provides an emergency hotline, emergency shelter as well as lay legal services, education and counseling for victims and their families. Please visit emerge-center.org to learn more about the variety of critical services that EMERGE! provides.

Thank you once again for your generosity!
Wendy



Small Quilt Entry Form

(For Completed Donations, also available on the website)

Quilter's name(s):

Address:

Phone # _____ Email: _____

Quilt Title:

Quilt width: _____ Quilt length:

Artist's statement about this quilt: (50 words or less)

FOR OFFICE USE ONLY:

QUILT NUMBER _____

MORE NEWS



On February 18, 2022, we are planning a fundraiser bus trip to QuiltCon in Phoenix. The quilt show is presented by the Modern Quilt Guild. It will be held at the Phoenix Convention Center and the cost is \$70 per person and includes the following:

- Round-trip bus ride to the QuiltCon show
- Three pick-up and drop-off locations
- Snacks, drinks, games, prizes
- Admission to the show
- See the quilts, check out the vendors
- Includes a \$20 Donation to Quilt For a Cause

Sign up on the Quilt For a Cause website at: quiltforacause.org/events

Quilt for a Cause extends a huge "Thank You" to all the visitors at our November events in the Tucson Community! We had a great weekend selling donated quilts, patterns, Opportunity Quilt tickets for the "Coral Reef" Quilt and raffle tickets for two fabric baskets that we gave away.

Our next fundraiser is the bus trip to QuiltCon in Phoenix on February 18, 2022. The cost is \$70 per person and there are a few seats still available. Details about it and purchase is on the Quilt For a Cause website at: quiltforacause.org/events.

Our triennial quilt auction is scheduled for the Fall of 2022, and we still are accepting donated quilts for this major event. Please consider helping by volunteering with us or joining the "Cause" as a board member.

On behalf of Terry Gallegos, QfaC



DRESS A BEAR



New bears were ordered and received; we now have (70) 12 & 13-inch bears to be dressed. I am in the process of making outfits to verify our current patterns will work.

If you have been storing a dressed bear, I will be most pleased to find loving arms for them.

I am looking for a **co-Dress A Bear person who attends the evening meetings**. Duties are easy . . . distribute undressed bears; keep record of adoptions; share patterns and then collect the beautifully dressed bears. We will work together on distribution of dressed bears.

Joyce Bott, Dress a Bear Chair



TUCSON QUILTERS GUILD BEES (REVISED 10 '21)

Eastside

SUNSET BEE

Char Gasker cgasker@gmail.com

Where: members homes on far east side of Tucson

Closed to new members

EASTSIDE BEE

Vicki Moore

748-7219, 241-7290

Ask Vicki for location

1st Thursday, 6:30 PM

HIMMEL QUILTERS

Ruth Campbell – (520) 792-1639

sruthie@cox.net

Himmel Park Library

1035 N Treat Ave

3rd Wednesday, 6 – 8 PM

NORTHEAST 9 PATCHERS

Janice Jones

tomjan620@msn.com

Members Homes

Closed to new members

PACIFIC RIM QUILTING BEE

Contact: Elsie Nonaka

elsien2@live.com

Where: The Quilt Basket

6538 E. Tanque Verde #130

1st Tuesday, 10 am

Open to new members

Eastside, con't.

ART QUILTERS:

Karen Fisher—520-572-8825

7202 E. 22nd St. *

3rd Wed. of month 10 am – Noon

*new location

EAGLE WINGS QOV BEE

Char Gasker cgasker@gmail.com

8421 Broadway Blvd.

at Quality Quilters

4th Thursday of the month

Open to new members

Northwest

MATERIAL GIRLS

Cindi Huff – (623) 225-6109

members homes

1st & 3rd Thursdays, 1 – 4 pm

By invitation only

MONA LISA BEE:

Denise Withrow

Foothills Community Church

3301 W Overton Rd

3rd Monday, 9:30 – 11 am

By invitation only

PIECE PATCHERS &

NORTHWEST NEEDLERS:

Evelyn George

quilter4ever@cox.net

Members homes

Closed to new members



Southwestern

MONDAY NIGHT QUILTERS:

Marie Morris 520- 403-6208

520-623-0123

mimawasquilting@hotmail.com

Grace Pointe Church

2555 W Valencia Rd.

3rd Monday, 6:30 – 8 pm

Sept – Nov and Jan – March

Open to new members

Green Valley

NORTH OF THE BORDER:

Mary Anne Strauss

520-429-1440

Call for location info

Every Thursday - 9:30 AM – Noon

Open to new members

NEW Member Quilting Bee – It's coming!

At the New Member gatherings, the idea was discussed to begin 2 New Member Bee's. One Bee would focus on the Art Quilt Avenue of Quilting and the other Bee would focus on the Traditional Avenue of Quilting. Each Bee would meet for the first time to organize and determine meeting length, day, time and location. Meeting place to be determined.

PLEASE come by the Welcome table at the December Meeting to sign up for a New Member Bee, speak to Joyce (Membership Director) about your dream for such a Bee Group. Karen Fisher and Joyce Holley will serve as coordinators of the New Member Bees. Details will be presented at the December Meeting.



TUCSON QUILTERS GUILD BASICS

The mission of the Tucson Quilters Guild is to perpetuate the art of quilting, encourage the practice of quilting, and to stimulate interest in this art form.

Who:	All Members
What:	Business Meeting —First Wednesday of every month in the Church Classroom. General Meetings - Second Wednesday of the month in the morning or the Tuesday evening preceding the second Wednesday - in the Parish Hall.
When:	Business Meeting – 9:30 AM ~ 10:30 AM General Meetings: Tuesday Evening –7:00~9:30 PM Wednesday Morning –9:30 AM~12:00 PM
Where:	St Frances Cabrini Church 3201 E. Presidio Near Fort Lowell and Country Club
(How): Parking	Guild members are asked to refrain from parking in the spaces in front of the Parish office; the Church wants these spaces to remain open for Church members who have business to attend to in the office. This is the small building to the east of our meeting room. PARKING NOTICE: Tuesday evening attendees: The Church's Family Classes are in session again, so PLEASE DO NOT PARK IN THE FRONT LOT. Use the side or back lot.
Why:	Come to get involved with all aspects of the Guild, to make new friends, learn new quilting skills, share, but most of all, to have <i>FUN</i> .
Cost:	Members – \$30/year (due in March) Guests – \$5/meeting

Please remember to be kind to fellow members with allergies to scents and perfumes. Please attend the meetings fragrance / perfume free. It means another member can attend.

Submission deadline for the next newsletter is the Tuesday following the Wednesday General Meeting. For the January Newsletter, deadline is Tuesday, December 14th. Please send your articles/ads to the Newsletter Editor at newsletter@tucsonquiltersguild.com.

USE OF CAMERAS AT GUILD MEETINGS

Due to copyright concerns, photos may be taken before the meetings, during the breaks, and after the meetings.

No photography or videos are permitted during the guest speaker presentations.

SHH-HH PHONE APP FOR TQG MEETINGS

<http://shushapp.com> The shush app allows you turn the volume of your ringer off for whatever amount of time you want. At the end of that time your phone's ringer will be turned on again. It is handy for those of us who forget to turn on the ringer again.

TQG BOARD AND COMMITTEES

President	Marie Morris	president@tucsonquiltersguild.com
Vice President	Cathy Blackburn	vp@tucsonquiltersguild.com
Recording Secretary	Francie McMillan	secretary@tucsonquiltersguild.com
Treasurer	Joyce Province	treasurer@tucsonquiltersguild.com
Endowment/ Donations	<i>OPEN</i>	endowment@tucsonquiltersguild.com
Membership	Joyce Holley	membership@tucsonquiltersguild.com
Member at Large, Evening	Laurel Clarke	memberatlarge-pm@tucsonquiltersguild.com
Member at Large, Morning	Joline Albaugh	memberatlarge-am@tucsonquiltersguild.com
Programs Director	Kathryn Barton	programs@tucsonquiltersguild.com
Programs Co-Director	Connie German	programs-co@tucsonquiltersguild.com
2021 Quilt Show Director	Pamela Golliet	quiltfiesta@tucsonquiltersguild.com
2021 Quilt Show Co-Director	Jean Firestein	

Dress a Bear	Joyce Bott	
Bee Keeper	Elizabeth Sonnenfeld	
Education	<i>OPEN</i>	
Finance	Keith Dommer	
Finance	Mimi Pollow	
Guild Publicity	<i>OPEN</i>	
Historian	Joyce Harrison	historian@tucsonquiltersguild.com
Hospitality		
Library	Janet Chumbley	library@tucsonquiltersguild.com
Newsletter	Francie McMillan	newsletter@tucsonquiltersguild.com
Pattern of the Month	Karen Fisher	
Quilt-a-Thon	Linda Begega	quilt-a-thon@tucsonquiltersguild.com
Quilting for Others	Kate Verbecke & Kathy Miller	quilting4others@tucsonquiltersguild.com
Opportunity Quilt 2021	Lisa Fryxell	
Record Keeper		
Website	Kathy Barton	website@tucsonquiltersguild.com

ADVERTISEMENTS

Gently Used George for Sale

Purchased in 2011. Included in the deal is a standard portable table, a set of aluminum bobbins, a peek-a-boo foot lower portion. I am the original owner. I have the box and manual that came with the machine. **Asking \$3000.** The machine has not been used very much and I have made the decision to sell it.

Please Contact Katie Ammon if interested in buying George.

Ktammon@q.com 520-419-5028



PLACE YOUR AD IN OUR NEWSLETTER

Do you have a sewing machine or other quilting accessories you would like to sell?

Members: \$5/ad, for quilting ad/sewing related items.

Do you have a quilting service you provide?

Quilt related business/service:

Business Card- 3.5" x 2" (Horizontal or Vertical) **\$10/issue**

1/4 Page Ad-4.25" w x 5.5" h **\$15/issue**

1/2 Page Ad-8.5" w x 5.5" h (horizontal) 1/2 Page Ad 4.25" w x 11" h (vertical) **\$30/issue**

Full-Page Ad 8.5" x 11" **\$60/issue**

Non-members should add \$5 per category.

For additional information and/or to reserve space in the next newsletter, please contact the newsletter editor at: newsletter@tucsonquiltersguild.com

Checks are to be sent to the attention of the TQG Treasurer at P.O. Box 14454, Tucson, AZ 85732

Pattern(s) of the month: December 2021

Karen G. Fisher

Continuing with my Letters of the Alphabet Series: presenting “C” and “D”. I am continuing to play with themed fabrics, so my first thought was “cats and dogs”, but I had no dog fabric. Then I turned to my assortment of food fabrics, and found lots of “C” things, but no “Ds.”

But among the C’s, there were lots of coffee images, and I was sure I remembered a particular fabric at a specific store that would be perfect with Coffee. One trip to the afore-mentioned shop, and I was ready! Without further ado, we have, (drum roll please!):

Coffee and Doughnuts!


Here’s a bit of info about typefaces in general. There are hundreds of typefaces that have been developed over hundreds of years, since Mr. Guttenberg started standardizing printed books. One big group of typefaces has “serifs,” little extra decorative strokes on the ends of the letters. A second whole big group is “sans (without) serifs”—no extra little decorative strokes. You are looking at Times New Roman, with serifs. Calibri is a popular sans serif style. Serif styles are considered more traditional; sans serif more modern. Next time you want to print something from your computer, look at all the typefaces that are available, and find one you like. A type face might even influence if other people will actually read it!





Use your favorite applique method to complete your block. For a 10" finished block, enlarge the pattern 135%. As it is applique, and has no seams, enlarge or reduce to fit the finished size you need.





Once you have all the letters you need for your initials, or any other purpose, try interlocking the letters to fit less space, or to look more decorative than a formally spaced group.