


Tucson
Quilters
GUILD

THREAD TALES



Volume 26 Issue 10

October 2021

PRESIDENT'S MESSAGE

Dear Quilters,

I want to recognize Kathy Barton for everything she did to keep the Guild operating during the pandemic. She contacted teachers regarding Zoom presentations, rearranged teachers, and learned how to run a webinar so we could see their presentations. She has also taken over as our Web Master and is keeping our web site operating. When you see her, please thank her for all the work she is doing for the Guild.

I also want to thank all the quilters who turned in quilts and pillowcases for the Quilt-A-Thon and Quilting for Others. You did a stupendous job taking fabric and turning them into quilts. Thank you to Shellie Whitman and Linda Begega for organizing these efforts.

It was wonderful meeting in person last month and thank you for wearing your mask. Everyone had a great time, and the speaker was fantastic! I'm looking forward to seeing everyone in October. Don't forget Quilt Fiesta 2022 and the deadlines for entries.

Marie Morris
TQG President

OCTOBER CALENDAR

Business Meeting:

Tues, Oct 5, 7:00 pm (zoom)

General Meetings:

Tues, Oct 12, 7:00 pm*

Wed. Oct 13, 9:30 am*

Workshop

Thurs, Sept. 9, 9:00 am to 4:00 pm

NOVEMBER CALENDAR

Business Meeting:

Wed. Nov. 3, 9:00 am

General Meetings:

Tues. Nov. 9, 7:00 pm

Wed. Nov. 10, 9:30 am *

****Please note that Quilt Fiesta entries are due at these meetings!***

Please note that these events are subject to change due to the current COVID-19 pandemic.

Inside this Issue

President's Message	1
Programs	2
Guild News	3
Quilt Fiesta News	4-5
President's Challenge	6
Fiesta Entry Forms	7-11
More News, Bees	12-13
Meeting Basics, Board, Ads	14-16
Pattern of the Month	17-19



TQG PROGRAM INFORMATION

October Speaker and Workshop RaNae Merrill



RaNae Merrill is an award-winning quilter, author, and teacher. Her unique “spiral” quilts have appeared in national shows and magazines, and her two books *Simply Amazing Spiral Quilts* and *Magnificent Spiral Mandala Quilts* have already become quilting classics. Moving on to free motion quilting, RaNae’s 25 years of experience as a piano teacher inspired her to create a simple effective system that is sure to get us quilting comfortably on our domestic sewing machines.

RaNae’s “Lines and Layers” lecture will address the “quilt as desired” dilemma. Beginning with 4 concepts – story, layers, lines, contrast – she will walk us through a variety of simple drawings that will use these concepts to create quilting designs.

Then, our workshop will be a shortened, yet intense, version of her “Free Motion Mastery in a Month”. Through a graduated series of tracing, sketching and quilting exercises you’ll build skill upon skill, pattern upon pattern, as you embed the muscle memory and eye-hand coordination to quilt comfortably and confidently. You may bring your own fabrics to class or a fabric kit is available for pre-order. See the Supply List on our website for ordering instructions if you prefer to go that route.

Note that this workshop will be held over 2-days. The first session begins at 1:00pm following the Wednesday morning General Meeting. The second session will be on Thursday from 9:00am to noon.



GUILD NEWS

Arizona Documentation Report

By Susan T. Franklin, PhD



Feedsacks provided emotional and material comfort for the quilter and her family.

In a *Quiltmania* 2020 article, (*Feed sacks, underappreciated?*) on feed sacks, Lingee Mc Cray notes that Elias Howe is credited with the invention of the lockstitch sewing machine. This changed much in our world! It changed how things were shipped and stored from using barrels, boxes, or tins to cotton sacks. With Howe's lockstitch, seams could be tight enough to hold animal feed and seed, flour, sugar, and a myriad of other items.

In the beginning, the sacks were plain white, usually off white, with a company logo. Then, women reused them for dishcloths, tablecloths, diapers, panties, bras, dresses, and shorts for boys. For some women, poverty and/or access to shops, these feedsacks were marvelous to reuse. However, it didn't take long for feedsack makers to realize their product would be even more valued if it had designs. Some evidence exists that a few feedsacks did have dress prints and patterns in the 1920s, however, they were pushed to do so in the next decade.


The credit goes to Richard Peek who was a salesman for Percy Kent in 1937. He introduced the idea of printed feedsacks. His prints, known as Ken prints, were wildly popular. The company used art directors to develop the patterns. These included roses, lilacs, children, dots, lambs, conversation prints, and more. They basically were determined by what was popular at the time. Early efforts to increase the sack's desirability include printing them with broderie patterns or cut and sew animals, including one with a blue

rabbit on one side and a pink rabbit on the reverse.

Appreciation for feedsacks grew as the United States emerged from the Great Depression, but its real heyday, the 1940s per Mc Cray. During World War II, using feedsacks for sewing was considered patriotic. Most other fabrics went for the war effort. Nothing from the feedsacks was wasted; any scraps went into a quilt. Even the string from the sacks was saved either to make doilies or to tie up packages. However, by 1963, the feedsack craze was pretty well over.

I have three doll quilts that used feedsacks, one was made by my mother and its back is a farm scene. She probably got this feedsack as well as the next, from my aunt who lived on a farm. The second has a green background with white flowers. The third, given to me by an *Arizona Quilt Study* colleague, after I did a lecture on Doll Quilts, is comprised of varied floral feedsack prints on the top and a solid on the back. Do you have any? It would be fun to see them.

If questions occur, please contact either Sue Franklin at 520-490-4721 or by email at suevet-te63@gmail.com or Terry Grzyb-Wysocki at 520-904-2218 or terrygw@mindspring.com



QUILTING FOR OTHERS

Thank you, thank you, thank you to all you amazing stitchers who give so freely of your time and talents in order that we can have wonderful quilts and pillowcases to share with our community. Sue and Shellie have been able to deliver quilts to assisted living homes, hospice and dialysis facilities as well our first load of baby quilts for NICU "graduates". Pictures of the quilts are being posted on Facebook as yet another way to share all that you do. We have lots of fabric available so if you need or want anything to keep quilts coming just let us know.

Our biggest need right now is help making Christmas Stockings that will be given in December to children dealing with cancer. The stockings are easy to make and can be completed in no time. Kits are made and ready to pick up at our meetings. For each stocking turned in, your name will go into a drawing for a free guild workshop of your choice during 2022. The more you make, the better your chances to win

As most of you know, we have requests for baby quilts. These can be most any size but must be washable so cotton fabric should be used. We will happily accept tops or completed quilts. Remember, no buttons or additions that could cause these sweet little babies trouble. (on behalf of Kathie Miller & Kate Verbecke)

MEMBERSHIP NEWS



The Tucson Quilters Guild Board of Directors is hosting a New Member gathering at the St. Frances Cabrini Church. Choose your preferred date:

Monday, October 4, 2021 7:00–8:30 p.m.
or Wednesday, October 6, 2021 10:00–11:30 a.m. Refreshments will be served. Please RSVP Membership Director, Joyce Holley by text at: 816-223-4454 or

email: quiltwithme2@comcast.net

This gathering is to welcome new members from years 2020 and 2021.

WELCOME
NEW MEMBERS !



QUILT FIESTA UPDATE

By Pam Golliet, Chair

Remember, only Guild members can submit quilts to show. If you haven't renewed yet, better do so now. The Fiesta is open to anyone, but the quilts chosen to show are only from members.

Here are some dates so you can plan your entries and volunteer shifts. **We need the entire guild to help!**

September: Sign up for volunteer shifts. Sell Opportunity Quilt Tickets!

October: Quilt Entries may be brought to the October guild meetings on the 12th or 13th. Mail-in entries must be post-marked by October 15th. **All entrants must be paid TQG members by October 1, 2021.**

November: President's Challenge quilts due November 10th. Keep signing up for volunteer shift, completing entry quilts, and donating items for small quilt auction, baskets and New Member Challenge, etc. Send out postcards and bookmarks and talk to your friends about the show!

December: Small quilt Auction quilts due this month. Make sure your calendar is set for the Quilt Fiesta! Keep selling those tickets for the Opportunity Quilt.

January: Turn in your quilts for the show at the January meeting, the 11th and 12th.

Quilt Fiesta is January 28-29, 2022 at the Old Pueblo Hall at the Pima County Fairgrounds.

9 am -5 pm both days.

January 29th from 6pm to 7pm is pick up your quilt time at the Fairgrounds.

Remember we want ALL of your quilts, not just the "show quality" ones. People look and want to see quilts they could make and not be intimidated. The quilts do not have to be complete-

ly finished as long as we can get a good photograph of them. Of course, they do need to be finished before the show! Any questions can be directed to Kathie Miller (420-743-7025) or Karen Kelter (520-319-0326)

Small Quilt Auction items can be donated at meetings.

Basket items also can be donated at meetings. We need new unwrapped items and not all quilting related! This is a big fund raiser, so clean out those sewing rooms of items you just never got around to using! Look for other types of things too, like kitchen gadgets, sports items, gift cards etc.

Hostess and more signups began in September! We need the entire guild to help in some way to make a successful show.

Remember that there is RV parking at the Fairgrounds. Contact the Pima County Fairgrounds for details. Very reasonable charges too. There are also a few B&Bs nearby.

Quilt Academy:

At our 2022 Show we will offer a Quilt Academy, an area for our members and guests to see and hear short presentations by our many talented member quilters.

These presentations may include Mini Trunk Shows, Demos of Techniques, and Product Demonstrations. Product demonstrations may be done by either vendors or members--as a quilter you may have been very successful with a method or tool and want to share your success with it. Each presentation will be 30-40 minutes long. These will all be in a separate space where you will have seats for a small audience as well as table and display space to show what you are doing.

I need volunteers to contact the Quilt Fiesta committee to volunteer to fill a spot in our Academy. We do not yet know how many presentations we will be able to accommodate, but I hope to hear from ALL of you who love to share your work and talk about your success in quilting *(on behalf of Karen G. Fisher).*

A Word from the Judging Committee

(by Karen Kelter) & Kathie Miller)

The deadlines for submitting the entry form paperwork for our 2022 Quilt Fiesta are the October 12th and 13th Guild Meetings. The entry forms are available on the website along with all the information you need in order to get your application to the Quilt Fiesta Show committee should you need to mail your form(s). The deadlines are firm as there is a great deal of work that must happen "behind the scenes" in order to successfully be ready for displaying your quilts in the show.

Show quilts will be turned in in January. All the details regarding this will be in the packet you receive with your Acceptance letter. We hope all of you are entering at least one quilt. It is our show and we are very proud of our members and what they create. It is a wonderful opportunity to share with the wider quilt community.

Remember, that all entrants must have paid membership dues by October 1, 2021, in order to enter a quilt.



Fiesta is January 28-29, 2022 at the Old Pueblo Hall at the Pima County Fairgrounds.

9 am -5 pm both days.

QUILT FIESTA NEWS

2022 Tucson Quilters Guild Quilt Fiesta Kids Row

Are you teaching your child to quilt? Are they taking a class at a shop? We encourage you to think about having your child or grandchildren enter his/her quilt in the TUCSON QUILTERS GUILD QUILT FIESTA 2022. We would like to see more children's quilts entered. What a thrill for them to see their own creations displayed at the quilt show—they will be so proud when they receive their ribbon! Kids should be age 17 or younger. All work on the quilts should be done by the child (adults may help with the quilting and binding). I will have entry forms at the guild meetings and there will be a copy on our guild website for you to print out.

Deadline for Kids Row entry form for the show is Nov. 13, 2021.

Quilts will be turned in by January 12, 2022. Entry packet can be reviewed and printed from Tucson Quilters Guild website: "2022 Quilt Fiesta" link.

Please call, text or email for any questions to co-chairs:

KateClark: 520-780-1118

wlclark3@comcast.net

Joyce Harrison: 520-273-8516

rjharrison1977@yahoo.com



QUILT FIESTA '22 PRESIDENT'S CHALLENGE

Rules:

1. The theme is Churn Dash.
2. You may use any colors.
3. The quilt should measure no more than 100 inches around the perimeter. Any rectangular shape of that dimension is acceptable. If your quilt is not rectangular, make sure that it will fit in a rectangle that is no more than 100 inches around the perimeter.
4. The quilt must have a hanging sleeve and a label containing the quilt maker's name and title of the quilt. Quilts must also be contained in a cloth bag (pillowcase) to protect them from dirt or damage.
5. Your application is due by the October meetings and your quilts must be turned in at the November meeting.

(See entry form later in this newsletter or online)



Small Quilt Auction

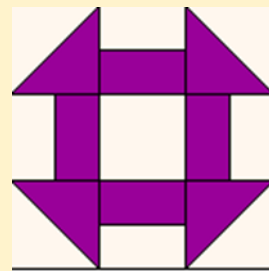
Please consider donating a small quilt to the auction. These quilts can be made out of new blocks or leftover blocks or challenge quilts or one of the many "lamentable" pieces available at the guild meetings. It is always so much fun to see what people do to make these small quilts!

Entry forms for small quilts are available on the guild website and also at guild meetings. Small quilts must be no more than 100 inches in perimeter and have a two inch hanging sleeve on the back. We also auction table runners and small doll (or Teddy Bear?) quilts. Small quilts made be submitted through December 2021.

Proceeds from the small quilt auction will go to the Emerge center which provides services to victims of domestic abuse. Emerge provides shelter, counseling, lay legal and other services for the abused. More information about Emerge can be found at emergecenter.org.



Quilt Fiesta 2022 President Challenge



Rules:

1. The theme is Churn Dash.
2. You may use any colors.
3. The quilt should measure no more than 100 inches around the perimeter. Any rectangular shape of that dimension is acceptable. If your quilt is not rectangular, make sure that it will fit in a rectangle that is no more than 100 inches around the perimeter.
4. The quilt must have a hanging sleeve and a label containing the quilt maker's name and title of the quilt. Quilts must also be contained in a cloth bag (pillowcase) to protect them from dirt or damage.
5. Your application is due by the October meetings and your quilts must be turned in at the November meeting.

Entrant's Name _____ Guild Membership # _____

Entry Title _____

Top by _____

Address _____

City, State, ZIP _____

Quilted by _____

Phone # _____ Email Address _____

Description: Use this space to provide details about your quilt. Please include information about the materials and/or techniques used or what your quilt represents to you. Please do not use more than 40 words in your description.

Your quilt will be displayed at the November meetings for a first round of voting and at the December meetings for final voting. Winners will be displayed at Quilt Fiesta 2022.

Small Quilt Entry Form

(For Completed Donations, also available on the website)

Quilter's name(s):

Address:

Phone # _____ Email: _____

Quilt Title:

Quilt width: _____ Quilt length:

Artist's statement about this quilt: (50 words or less)

FOR OFFICE USE ONLY:

QUILT NUMBER _____

**2022 Tucson Quilt Fiesta!
Entry Information**

Requirements: You must be an active TQG member as of October 1, 2021 to enter any quilts in the show. All entries must have been made by, worked on by, or be owned by, the member. **Entries may not have been displayed at a previous TQG show!**

Entries: Each member may submit up to 3 entries and have up to 2 of them judged. (This is relatively NEW – We will not be extending judging into a third day, so we will only be able to accept around 175 quilts for judging!) Be sure to mark the priority number for each quilt on your entry forms. Second and third priority entries will be accepted on a space-available basis. **EVEN IF YOU ONLY SUBMIT ONE ENTRY, PLEASE MARK IT AS PRIORITY #1!**

Entry Forms: Each quilt must have a separate and complete entry form. Be sure to fill out the ENTIRE form – it is ALL necessary information! Please DO NOT print 2-sided, since each page goes to a different part of the quilt show committee. Entry forms may be mailed in advance, and **MUST** be postmarked no later than Friday, October 8, 2021. In-person submission will be accepted at a Guild Drive-By starting in August.

Entry Fees have changed!!!: Each member shall pay a **\$2 non-refundable fee** to submit up to 3 quilts – which covers postage if we have to mail your claim check/ID tags. For the first quilt the member wants judged there will be an additional **\$5 Fee** (\$7 total). For the second judged quilt, the fee will be **\$10 additional fee** (\$17 total). Checks should be made out to **“Tucson Quilters Guild.”** **Entry forms and fees should be mailed to:**

Kathie Miller

2530 N. Summit Dr.
Tucson, AZ 85745

Categories, Definitions and Descriptions: PLEASE CAREFULLY READ ALL THE INFORMATION ON THE ATTACHED PAGE! This information can change from year to year and it is important that you read and understand it before submitting your forms! Read through the category descriptions and select the most appropriate one. The committee reserves the right to break categories down further based on number and/or nature of entries. If you have any questions, please feel free to contact:

Kathie Miller (kmmiller@hotmail.com, 520-743-7025) or Karen Kelter (azgal39@yahoo.com, 520-319-0326)

Awards for Judged Quilts: The judges will have 1st, 2nd, 3rd, and Honorable Mention ribbons available for each judged category. They may or may not award all available ribbons. They will also have special award ribbons (Best in Show, Best Use of Color, etc.) and will award these ribbons at their discretion.

Viewers' Choice Awards: In addition to the judges' awards, the viewing public will have the opportunity to choose their favorites from among ALL the entered quilts. The Viewers' Choice committee will tabulate the results and present awards for 1st, 2nd, 3rd, and Honorable Mentions.

Quilt Delivery and Pick-up: All quilts will be turned in at the January 2022 General Meetings (Jan 11-12) and will be picked up at the Pima County Fairgrounds Old Pueblo Hall on Saturday, January 29, 2022 between 6:00-7:00 PM after takedown is completed.

Miscellaneous: Further details about hanging sleeves, pillowcases, labeling etc. will be in the letter you receive after all the entries have been received and reviewed. However, please note that no bag larger than a king size pillowcase (20x36") will be accepted. Quilts that cannot be folded must be submitted on a pool noodle cut to the appropriate length, and placed in an appropriate sized bag. Prior approval must be obtained from a member of the Judging Committee. **Quilts that cannot be folded or rolled CANNOT be accepted!!**

Special Distinction – QUARANTINE QUILTS

The Guild's show committee has created a way to recognize the positive aspects of what our quilters have been able to do during this past year of the COVID Pandemic and isolation. If you would like to have your quilt(s) carry this distinction on it's ID Tag, you will need to mark "Yes" on your entry form. We hope that your comments for the ID Tag will reflect why you wish your quilt to hold this distinction. THIS DOES NOT CHANGE THE CATEGORY INTO WHICH YOUR QUILT IS ENTERED.

2022 Quilt Fiesta!

Categories, Definitions and Descriptions

For the purposes of this show, a quilt consists of three layers (a top, batting, and a backing). Tied quilts (and unquilted items such as a Cathedral Window or Yo-Yo) will be accepted only in the "Other category. Quilts with false backs may be entered but will NOT be accepted for judging. Block-of-the-Month and quilts made from kits WILL be accepted, and if judged, should be entered in the appropriate category. **Please read all of this information carefully, as categories and descriptions might have changed!**

CATEGORY 2000 – NON-JUDGED – ALL ITEMS NOT BEING JUDGED ARE PLACED IN THIS CATEGORY REGARDLESS OF TECHNIQUE USED!

100 – One Person, Primarily Pieced, Hand Quilted Quilts created by a single individual that are primarily pieced and hand quilted should be placed in this category. The piecing may be by hand or machine or both.

200 – One Person, Primarily Pieced, Machine Quilted Quilts created by a single individual that are primarily pieced and machinequilted should be placed in this category. The piecing may be by hand or machine or both.

300 – One Person, Primarily Appliqued, Hand Quilted Quilts created by a single individual that are primarily appliqued and handquilted should be placed in this category. The applique may be by hand or machine or both.

400 – One Person, Primarily Appliqued, Machine Quilted All quilts created by a single individual that are primarily appliqued and machine quilted should be placed in this category. The applique may be by hand or machine or both.

500 – Two Persons, Primarily Pieced, Hand or Machine Quilted All quilts that are primarily pieced and which were created by exactly two people – with any division of labor – should be placed in this category.

600 – Two Persons, Primarily Appliqued, Hand or Machine Quilted All quilts that are primarily appliqued and which were created by exactly two people – with any division of labor – should be placed in this category.

700 – Group (3 or more persons), Hand or Machine Quilted All quilts created by three or more people with any techniques and any division of labor, including round robins, bee quilts, etc., should be placed in this category.

800 – Miniature, Hand or Machine Quilted Any techniques may be used (piecing, applique, whole cloth, painting, etc.). A miniature is a small-scale replica of a full-sized quilt. All aspects of the quilt should be in proportion, including the applique, piecing, quilting, fabrics, borders, and finishing. The longest size may not exceed 24" and the individual blocks (if any) may not exceed 4".

900 – Modern Quilts in this category must include one or more of the following: updated and/or reinterpreted classic quilt designs, the bold use of color and/or prints, high contrast and graphic areas of solid color, improvisational piecing, minimalism, expansive negative space, asymmetry, non-traditional layouts, and alternate grid work.

1000 – Art – Pictorial/Whimsical This should be an original design representing a recognizable person, place or thing; including caricature, fairy tale and cartoon style. Any techniques (including works from photographs and digitally enhanced quilts) may be used. Quilts made from or adapted from publicly available patterns are NOT eligible in this category. Any techniques may be used.

1100 – Art – Abstract/Graphic This should be an original design which is abstract or graphic and not based on an existing quilt or another artist's interpretation of the same subject matter. Quilts made from or adapted from publicly available pattern are NOT eligible in this category. Any techniques may be used.

1200 – Other The primary design showcases a special technique other than piecing or applique. This may include but is not limited to: whole cloth with emphasis on the quilting, embroidery by hand or machine, cathedral windows, yoyos and crazy quilts. Quilts in this category may or may not include visible quilting stitches, depending on technique.

STAPLE HERE

STAPLE a 4"x6" photo of your quilt here with your Name, Guild Member Number, Title of Entry and an arrow indicating the "TOP" of the quilt on the back of your photo. **Please be sure your photo is of sufficient quality to be representative of the quilt!**

PAPER CLIP your entry fee(s) on your Priority #2 Entry Form. You may include cash or check (\$2, \$7, \$17 – see p.1). Make your check out to the **Tucson Quilters Guild**.

TURN-IN your entry forms at a Guild Drive-By or mail them. The deadline submission is October 1, 2021. The postmark deadline for mailed entries is **Friday, October 8th**. Submit mailed entries to:

Kathie Miller
2530 Summit Dr.

Tucson, AZ 85745

If you have ANY questions about this form or the categories, you can email or call:

Kathie Miller (kmmiller@hotmail.com, 520-743-7025) or Karen Kelter (azgal39@yahoo.com, 520-319-0326)

PLEASE CAREFULLY READ THE "CATEGORIES, DEFINITIONS AND DESCRIPTIONS" PAGE BEFORE FILLING OUT YOUR ENTRY FORMS!

REMEMBER – NON-JUDGED QUILTS WILL ALL BE CATEGORY 2000!

LATE ENTRIES AND INCOMPLETE OR INCORRECT ENTRY FORMS WILL NOT BE ACCEPTED!

PHOTO AND CASH/CHECK SHOULD NOT EXTEND BELOW THIS LINE

2022 Tucson Quilt Fiesta Entry Form

Member Name	Guild Member #
-------------	----------------

Street Address

City, State, Zip _____

Phone _____ Email address _____

Quilt Title	Priority #
-------------	------------

Width in inches (horizontal) _____ Height in inches (vertical) _____

Top made by _____

Quilted by _____

Is the Quilter a professional?	YES	NO
--------------------------------	-----	----

Was quilt made from a KIT or BoM which included any fabric?	YES	NO

Judged? YES **Category**
 NO **Category 2000**

Special Distinction Quarantine Quilt _____ YES _____ NO

Techniques used (mark all that apply)

 Hand Piecing Hand Quilting Hand Applique Hand Embroidery

 Mach. Piecing Mach. Quilting Mach. Applique Mach. Embroidery

Beading	Painting	Other (describe)

NOTE: The Tucson Quilters Guild assumes NO responsibility for quilts displayed at the show. Submissions include permission for photography of your entry by visitors, media and Show Committee.

2022 Tucson Quilt Fiesta! Entry Form

The following information will appear on the ID Tag displayed with your quilt.

Entrant	Quilt
	Top Made
	Quilted
	Category

Pattern Source

(Name of book, pattern, class, etc., or "original design" (see definition of art/original categories found on the Categories, Definitions and Descriptions page).

Description of quilt

(Use the space above to provide details about your quilt. You might include information about the materials and/or techniques used, or describe your inspiration or the reason for making this quilt. Please do NOT use more than ~ 40 words in your description - space on the ID tag is limited!)

Is this quilt being judged? ☐ YES

☐ NO

Special Distinction Quarantine Quilt ☐ YES ☐ NO

MORE NEWS



Diane Bach is the lucky winner of the beautiful raffle quilt donated by the Fountain Hills Quilt Club. Congratulations!



When you turn in your Quilt Show Entries at the October meetings, you can designate on the form that you would like to donate your quilt to Quilt For A Cause. You won't have to pick it up at the end of the show. QfaC will take care of that for you, and we thank you for that donation.

New quilts are being added to our website every month and we encourage you to check them out.

We will be at the regular meetings to accept your donations. The form for donating something to Quilt for a Cause is on our website, but of course we will have them at our table.

We have some events coming in the near months and are anxious to see all of our friends. We will be at the Quilt, Craft & Sewing Festival aka-Rusty Barn November 4-6 (Irvington and Palo Verde) and we will have a new raffle quilt that is stunning. Also, we will be at the Holiday Marketplace 5620 E Pima St on Nov 6th & 7th

Do you shop with Amazon and do you know about Amazon Smile? If you designate Quilt For a Cause as your charity, then every time you shop, a small percentage gets donated to us. It is an easy way to support Quilt For a Cause!

Quilt For a Cause is planning a one-day bus trip to the Modern Quilt Guild QuiltCon on February 18, 2022 in Phoenix. We are making plans now, and we shall announce when you can sign up to travel to the show with us.

We are arranging three pick-up and drop-off locations, Tucson Eastside, Northwest, and Saddle-Brooke, and since you are riding with us, no driving or parking hassles. We are planning games, prizes, and lots of fun on the way to a great quilt show. Check out the event online at: <https://www.quiltcon.com/>. Details will be coming soon, so watch for this exciting experience!

Thank you for reading about Quilt for a Cause and don't be afraid to ask any of us questions you may have about joining us to be on our board. There is no charge to join, and you could be part of this amazing group that provides support to so many.

Connie German, Director

DRESS A BEAR



New bears were ordered and received; we now have (70) 12 & 13-inch bears to be dressed. I am in the process of making outfits to verify our current patterns will work.

If you have been storing a dressed bear, I will be most pleased to find loving arms for them.

I am looking for a **co-Dress A Bear person who attends the evening meetings**. Duties are easy... distribute undressed bears; keep record of adoptions; share patterns and then collect the beautifully dressed bears. We will work together on distribution of dressed bears.

Joyce Bott, Dress a Bear Chair



TUCSON QUILTERS GUILD BEES (REVISED 10 '21)

Eastside

SUNSET BEE

Char Gasker cgasker@gmail.com

Where: members homes on
far east side of Tucson

Closed to new members

EASTSIDE QUIET BEE

Vicki Moore

748-7219, 241-7290

Ask Vicki for location

1st Thursday, 6:30 PM

HIMMEL QUILTERS

Ruth Campbell – (520) 792-1639

sruthie@cox.net

Himmel Park Library

1035 N Treat Ave

3rd Wednesday, 6 – 8 PM

NORTHEAST 9 PATCHERS

Janice Jones

tomjan620@msn.com

Members Homes

Closed to new members

PACIFIC RIM QUILTING BEE

Contact: Elsie Nonaka

elsien2@live.com

Where: The Quilt Basket
6538 E. Tanque Verde #130

1st Tuesday, 10 am

Open to new members

Eastside, con't.

ART QUILTERS:

Karen Fisher—520-572-8825

Eastside City Hall

Columbus & 22nd, Library

3rd Wed, 10 am – Noon

EAGLE WINGS QOV BEE

Char Gasker cgasker@gmail.com

8421 Broadway Blvd.

at Quality Quilters

4th Thursday of the month

Open to new members

Northwest

MATERIAL GIRLS

Cindi Huff – (623) 225-6109

members homes

1st & 3rd Thursdays, 1 – 4 pm

By invitation only

MONA LISA BEE:

Denise Withrow

Foothills Community Church

3301 W Overton Rd

3rd Monday, 9:30 – 11 am

By invitation only

PIECE PATCHERS & NORTHWEST NEEDLERS:

Evelyn George

quilter4ever@cox.net

Members homes

Closed to new members

Southwestern

MONDAY NIGHT QUILTERS:

Marie Morris 520- 403-6208

520-623-0123

mimawasquilting@hotmail.com

Grace Pointe Church

2555 W Valencia Rd.

3rd Monday, 6:30 – 8 pm

Sept – Nov and Jan – March

Open to new members

Green Valley

NORTH OF THE BORDER:

Mary Anne Strauss

520-429-1440

Call for location info

Every Thursday - 9:30 AM –
Noon

Open to new members

Bee Keeper

For more information about
any of the Bees listed or how
to start you own bee, please
contact our personal
beekeeper.

Elizabeth Sonnenfeld,

beekeeper@tucsonquiltersguild.com



TUCSON QUILTERS GUILD BASICS

The mission of the Tucson Quilters Guild is to perpetuate the art of quilting, encourage the practice of quilting, and to stimulate interest in this art form.

Who:	All Members
What:	Business Meeting —First Wednesday of every month in the Church Classroom. General Meetings - Second Wednesday of the month in the morning or the Tuesday evening preceding the second Wednesday - in the Parish Hall.
When:	Business Meeting – 9:30 AM ~ 10:30 AM General Meetings: Tuesday Evening –7:00~9:30 PM Wednesday Morning –9:30 AM~12:00 PM
Where:	St Frances Cabrini Church 3201 E. Presidio Near Fort Lowell and Country Club
(How): Parking	Guild members are asked to refrain from parking in the spaces in front of the Parish office; the Church wants these spaces to remain open for Church members who have business to attend to in the office. This is the small building to the east of our meeting room. PARKING NOTICE: Tuesday evening attendees: The Church's Family Classes are in session again, so PLEASE DO NOT PARK IN THE FRONT LOT. Use the side or back lot.
Why:	Come to get involved with all aspects of the Guild, to make new friends, learn new quilting skills, share, but most of all, to have <i>FUN</i> .
Cost:	Members – \$30/year (due in March) Guests – \$5/meeting

Please remember to be kind to fellow members with allergies to scents and perfumes. Please attend the meetings fragrance / perfume free. It means another member can attend.

Submission deadline for the next newsletter is the Tuesday following the Wednesday General Meeting. For the November Newsletter, deadline is Tuesday, October 19th. Please send your articles/ads to the Newsletter Editor at newsletter@tucsonquiltersguild.com.

USE OF CAMERAS AT GUILD MEETINGS

Due to copyright concerns, photos may be taken before the meetings, during the breaks, and after the meetings.

No photography or videos are permitted during the guest speaker presentations.

SHH-HH PHONE APP FOR TQG MEETINGS

<http://shushapp.com> The shush app allows you turn the volume of your ringer off for whatever amount of time you want. At the end of that time your phone's ringer will be turned on again. It is handy for those of us who forget to turn on the ringer again.

TQG BOARD AND COMMITTEES

President	Marie Morris	president@tucsonquiltersguild.com
Vice President	Cathy Blackburn	vp@tucsonquiltersguild.com
Recording Secretary	Francie McMillan	secretary@tucsonquiltersguild.com
Treasurer	Joyce Province	treasurer@tucsonquiltersguild.com
Endowment/ Donations	<i>OPEN</i>	endowment@tucsonquiltersguild.com
Membership	Joyce Holley	membership@tucsonquiltersguild.com
Member at Large, Evening	Laurel Clarke	memberatlarge-pm@tucsonquiltersguild.com
Member at Large, Morning	Joline Albaugh	memberatlarge-am@tucsonquiltersguild.com
Programs Director	Kathryn Barton	programs@tucsonquiltersguild.com
Programs Co-Director	Connie German	programs-co@tucsonquiltersguild.com
2021 Quilt Show Director	Pamela Golliet	quiltfiesta@tucsonquiltersguild.com
2021 Quilt Show Co-Director	Jean Firestein	

Dress a Bear	Joyce Bott	
Bee Keeper	Elizabeth Sonnenfeld	
Education	<i>OPEN</i>	
Finance	Keith Dommer	
Finance	Mimi Pollow	
Guild Publicity	<i>OPEN</i>	
Historian	Joyce Harrison	historian@tucsonquiltersguild.com
Hospitality		
Library	Janet Chumbley	library@tucsonquiltersguild.com
Newsletter	Francie McMillan	newsletter@tucsonquiltersguild.com
Pattern of the Month	Karen Fisher	
Quilt-a-Thon	Linda Begega	quilt-a-thon@tucsonquiltersguild.com
Quilting for Others	Kate Verbecke & Kathy Miller	quilting4others@tucsonquiltersguild.com
Opportunity Quilt 2021	Lisa Fryxell	
Record Keeper		
Website	Kathy Barton	website@tucsonquiltersguild.com

ADVERTISEMENTS

The Rains Came & the Desert Bloomed

A Celebration of the Rains Quilt Retreat at El Rancho Robles Guest Ranch in Oracle AZ

October 25-28, 2021

Starting Noon on the 25th through 4:00pm on the 28th

3 projects to choose from or do your own thing

Registration Information at FB Noah & Her Sisters Quilt Co (Limited retreat size 18)

Instructor and Host Joyce Holley Certified Studio 180 Quilt Instructor & TQG Member

Contact Joyce Holley at: 1 (816) 223-4454

Desert Bloom



Birds on a Wire



Majesty Lemoyne



PLACE YOUR AD IN OUR NEWSLETTER

Do you have a sewing machine or other quilting accessories you would like to sell?

Members: \$5/ad, for quilting ad/sewing related items.

Do you have a quilting service you provide?

Quilt related business/service:

Business Card- 3.5" x 2" (Horizontal or Vertical) **\$10/issue**

1/4 Page Ad-4.25" w x 5.5" h **\$15/issue**

1/2 Page Ad-8.5" w x 5.5" h (horizontal) 1/2 Page Ad 4.25" w x 11" h (vertical) **\$30/issue**

Full-Page Ad 8.5" x 11" **\$60/issue**

Non-members should add \$5 per category.

For additional information and/or to reserve space in the next newsletter, please contact the newsletter editor at: newsletter@tucsonquiltersguild.com

Checks are to be sent to the attention of the TQG Treasurer at P.O. Box 14454, Tucson, AZ 85732


October 2021 Pattern/Block of the Month

“Q” is for Quilters

Karen G. Fisher

Without Question, the Quintessential block for Qualified Quartets of Quarantined Quilters to Quietly Quilt while Quirky Quail Quibble Outside. Whew!

After I received all my “K”s, I thought I would create the perfect letter design of the most quilt-appropriate letter in the alphabet. Then I decided to have a bit of fun with fitting lots of “Q” words into my introduction.



The 10" block is made from two fabrics. I tried it with the darker fabric as the letter, and with the lighter fabric as the letter. (see below) The block is a modified nine-patch that is primarily pieced with the option of paper piecing three of the corners, and paper-piecing the Q-tail corner.

For one block: fabric A

Center: 1 - 4 ½" x 4 ½" square

Sides: 4 - 4 ½" x 1 ½" rectangles

Corners: 3 – outside part of corner shape

Q "tail" corner: rough-cut pieces indicated in paper piecing design

Fabric B:

Sides: 4 – 4 ½" x 2 ½" rectangles

Corners: 3 – triangle part of corner

Q "tail" corner: pieces indicated in paper piecing design

Make all four side pieces, as shown on diagram.

Make three corners

Make 1 Q "tail" corner

Assemble three rows as shown. Make sure the Q "tail" ends up the right direction on the correct corner. Assemble the three rows to complete your Q block.

Full size corner patterns are on the next page.

