




Tucson
Quilters
GUILD

THREADTALES



Volume 26 Issue 6

June 2021

PRESIDENT'S MESSAGE

Dear Quilters,

For my last official message, all my thanks to all of you for helping me stay sane during this extraordinary year. I was president for over two years, and my relationship to quilting and to all of you definitely kept me from coming unhinged from time to time. I was blessed to have things I wanted to be working on, and people to stay in touch with, while stuck at home for months.

I also thank your/my extraordinary board members for all the work they've done and the adaptations they've made to keep the Guild running as smoothly as possible during Covid. I will continue to be involved with the Guild, on the Show Committee, and in designing the *Block of the Month*, which I am having great fun with.

I'm very excited about my next big quilting adventure: I will be teaching classes at Houston Quilt Festival from October 27-31. A friend is coming with me, and we're making it a road trip, as neither of us wants to get on a plane yet. She has never been to the Houston show, and is delighted that she'll be seeing some of SAQA's (Studio Art Quilt Associates) exhibits in person. I've warned her this isn't a show to try and see in a day, but she's also investigating what else she might do in Houston, since she's never been there.

I've gone to the Houston show several times, and it's always amazing! The variety number, and quality of quilts is mind-blowing, and the number of vendors is overwhelming—definitely Disneyland on steroids for the beginner or professional quilter. My first trip was years ago, and everything I saw influenced my last 18 years of quilting. That trip was organized by our very own Tucson Quilters Guild. Anyone willing to plan that again?

So, an invitation: if you've never come to the Houston Quilt Festival, you may want to move it up on your bucket list. Don't worry about finding me, although it would be lovely to see familiar faces. Give yourself two-three days to see the whole extravaganza. There are hundreds of classes and teachers from all over the country/world. Once all of the class info is online, registrations begin and you might find a class you've always wanted to take, or meet the teachers that have inspired your own quilting.

AND, more exciting news to pass along: My Covid quilt, which I designed for all of you for a *Block of the Month* a year ago, is going to the National Quilt Museum in Paducah for an exhibit of Quarantine Quilts. Check their website for show dates. Right now I need to give it a label and a sleeve, and get it sent on its way!

Finally, as I sit here, deciding what to say as a *Goodbye* of sorts, I'm also thinking odd thoughts: Will I just wake up some morning and discover I am made of fabric myself? After all, we can never know how the next quilt will transform us!

Yours in Quilting,

Karen G. Fisher, President



JUNE CALENDAR

Business Meeting:

Tues. June 1, 6:30 pm

General Meetings:

Tues. June 8, 7:00-9:00 pm

Wed. June 9, 9:30 -11:30 am
(program and lecture)

Fly-By:

Saturday, June 12, 8:30—9:30

JULY CALENDAR

Business Meeting:

Wednesday, July 7, 9:30 am

General Meetings:

Tues. July 13 6:30-7:30 pm

Wed, July 14 9:30 -10:30 am

Fly-By:

Saturday, July 17, 8:30—9:30

Please note that these are events are subject to change due to the current COVID-19 pandemic.

Inside this Issue

TQG Programs	2
Guild News	3-7
Budget Overviews	8-9
TQG Bees	10
TQG Meeting Info/Basics	11
TQG Board Members	12
Pattern of the Month	13-16

TQG PROGRAM INFORMATION

June Webinar

Patti Pearce



My mother dabbled in the needle arts (but never quilting, go figure!)- knitting, crocheting, needlepoint, and a little embroidery. At some point she completed a cross stitched tablecloth and napkin set. Now badly stained, I have it squirreled away somewhere, just waiting for a way to repurpose it. This month's speaker just might offer the inspiration I've been searching for.

Patti Pearce pieced her first blocks almost 40 years ago when fabric choices were limited and rotary cutters non-existent. Over the years she has become obsessed with vintage tablecloths, dish towels, and embroidery from the 1930s to the 1950s and uses them in many of her quilt designs. Patti's lecture "Table Talk" is a virtual trunk show of quilts, wall hangings, and table runners which were created from those vintage linens. She will also show selected linens that have yet to be repurposed and discuss design ideas for how they might be used. After this webinar, she hopes you'll leave with the urge to dig out your own vintage linens and use them to create beautiful new works.

Now, *where* did I put that tablecloth???



GUILD NEWS

Arizona Documentation Report

By Susan T. Franklin PhD

"Whatever happens, don't give up



and don't despair; results may not immediately be apparent, but you may have touched on a receptive cord without knowing it." Prince Phillip. This quote by Prince Philip, Consort of Queen Elizabeth II of Great Britain for 74 years, struck me when I heard it. Its message may be applied to the time we're in now as well as in times past. Princess Elizabeth became queen in 1952 when she and her husband, Prince Phillip were in Kenya on a goodwill tour. They received news that her father, King George VI had died in his sleep that morning. The 25-year-old heiress to the throne, became Her Majesty the Queen.

Princess Elizabeth and her family lived through the trying times of World War II. They saw first hand the bombings on their beloved country and its citizens plus the Prime Minister's strength emanating to the populace. In the United States, Pearl Harbor was the "wake-up" call that pulled our citizens into the war that would end all wars. We didn't have bombings stateside.

The *Office of Price Administration* was established. Ration stamps were distributed to the population. Signs were posted everywhere for *Rosie the Riveter* and *Uncle Sam Wants You!* Women worked in fac-

tories so that men could join the military. Banners were awarded for excellence in production. Women also made quilts; many patterns were from the popular *Farm Journal* magazine. They made *Flag* quilts to raise money for the *Red Cross*; also, an *Anchors Away* quilt (one survives dated 1943 and initials). *Mountain Mist* also published patterns.

A *Star* quilt with names embroidered on each star, mostly blue, but some gold (deceased) was discovered in a Tennessee church. It's now framed and hanging in the church. Many other quilts supporting each branch of the military were made. Auctions of these quilts, often held in churches, were held to raise money for the war effort. A music teacher's quilt has books with music pieces *Darling Nellie Grey*, *Soldier's Lost Mother*, and *V is for Victory*. Mrs. McCoy and Mrs. Hatfield worked peacefully on a quilt. Hollywood helped fundraise with quilts while touring. The sacrificial efforts of many will beat Hitler! That philosophy and strength proved true, just as Prince Philip might have said per the opening quote.

If you have questions about anything, quilt documentation in particular, please call or email either Sue Franklin at 520-490-4721; sue-vette63@gmail.com. Terry Grzyb-Wysocki at 520-904-2218; terry-gw@mindspring.com



Quilting for Others

Hello members,

May was another huge success and our team sends thanks to all of you. There are only two months left to participate in our Drawing. So, we hope you will get all of those projects finished and brought back in June and July. The Drawing will be held in August!

Finished items can be brought directly to my house before August if you are not able to make the Drive-by dates.

Speaking of June and July, it's getting HOT out there. Our June and July Drive-By hours will change to **8:30-9:30 AM**. The next Drive-by date is June 12th.

Another special thanks to our Team for making all of the baby quilt kits, pillowcase kits, helping to continue organize fabric donations, finding patterns, and for set-up and take-down on our Drive-by dates. Your preparation behind the scenes is very much appreciated. It could not be done without you.

Thank you also to those that have volunteered to cut fabric squares, WOF, etc.. Karen Kelter, Sue Burns, Kathie Miller, Elena Bennett, Beverly Reiter, Joyce Christianson, Barbara Heiman, and who am I forgetting? Welcome to Susan Burns for joining the Core Team! We hope to start having work-days/fun-days begin in September again. These are dates where a group of any members will meet and cut kits for the membership to help finish. There's always laughter, snacks and fellowship. Please contact me with any questions.

On behalf of the Quilting for Others Team,
Shellie Whitman

GUILD NEWS

Quilt--a-thon

Our first meeting for 2021 is planned for September. We will not be able to meet in August for Quilt-A-Thon again this year. Quilt-A-Thon tops that have not already been turned in will be collected at the August Drive-by August 14 and/or at the meeting in September. All quilts that are part of Quilt-A-Thon will have batting and backings provided and be available at our regular meeting to distribute to members who able to complete them. In the meantime, please continue to complete tops for Quilt-A-Thon. There will be kits ready to sew for Quilt-A-Thon at the scheduled Drive-by as well as many patterns that are Quilt-A-Thon standard size (width of Fabric by about 56 to 60 inches long) to hand out. You can pick fabrics from the Guild collection available at the Drive-by. You may also schedule an appointment to select the fabric from the Guild Storeroom. To schedule an appointment, go to our website, click on the "About US" tab and send an email to Quilt-A-Thon, Linda Begega. You can certainly use your own fabric but please be mindful of the size of the quilt. It should be no more than WOF wide and about 56 to 64 inches long. There are a few patterns available on our website as well.

See you in September,

Linda Begega,

Chairperson Quilt-a-thon 2021



Membership

It is not too late to renew your 21-22 membership. You can do this on the web site either through the USPS with a self-addressed stamped envelope or through PayPal.

As all the Membership forms come in, I enter each and every name into an excel spread sheet so Guild Board Members can use this list for emails, contacts, and maybe even a phone call to you.

What I have noticed as I have typed in every name, address, phone number, email address is that many of us live in close proximity to each other in our neighborhoods around greater Tucson. Neighborhoods from, Eastside, Downtown, Midtown, Foothills, Northwest, Southeast, Southwest, Vail, Maricopa, Oro Valley, Marana, green Valley, Saddlebrook, Casa Grande, Sahuarita, and points farther like Scottsdale, and Chandler. We come from all over the greater Tucson Area. And not just the Greater Tucson Area but from Alaska, Maryland, Colorado, Arkansas, South Dakota, Michigan, Wisconsin, plus many Snowbirds. Doing Zoom has brought the guild many new members who join us on Zoom for meetings and workshops. Yes! Our guild is touching quilters across our country.

As we are in the process of switching locations for our Quilt Fiesta to the Pima Country Fair Grounds and hopefully by September meeting in person, it has occurred to me that the distance for some does not have to be an issue - wonder of wonders we can CARPOOL. It has benefits - like getting to know each other better, making new quilting friends, and not missing our great Quilt Fiesta.

Joyce Holley, Membership



Tucson
Quilters
GUILD

Quilting for Others

Below are some quilts that have been turned in by some of our wonderful members!



GUILD NEWS

Quilt Fiesta News

We are well on our way planning the BIG RETURN of the Quilt Fiesta! Some exciting things will be happening there next January! Bookmarks and postcards and posters are all available for you to pick up and distribute to friends, family and your favorite quilt guilds and shops as you travel. Contact Lisa Fryxell for them. Also, the Opportunity Quilt tickets will be coming to you by mail if you haven't picked them up yet. You will get \$20.00 worth, sell them at \$2.00 each or 3 for \$5. Use bookmarks or small posters to show off our beautiful quilt. Lisa has set up a challenge too! The person who sells the most tickets for the opportunity quilt will win a miniature version of the quilt! How's that for an incentive!

The entry form for entering your quilts will be sent out soon, keep making them and planning to show them. We have so much talent in our guild!

We will have a small preview of some of what is going to be at the Fiesta at the Rusty Barn show. Look for us!

We still need a few good folks to help. Our concessions person had to step down, so we are looking for someone to replace her. That job is to arrange and coordinate with the food trucks available at the show. We are also still accepting design for the 2023 Opportunity quilt, get them in soon so we can get started making it! And not least but last, I am still looking for the right person to shadow me and take on the 2023 Quilt Fiesta Directorship. Duties would include taking minutes at meetings, learning the job, and assisting me at the show. It's a relatively big job but it's fun too.

Pam Golliet, Quilt Fiesta

quiltfiesta@tucsonquiltersguild.com



Basket Bonanza!

Remember how beautiful our Quilt Fiesta 2019 basket bonanza was? We could not have done it without you! It is time to start donating items for the show in January of 2022. We have the baskets...we just need your help filling them. Kate will be at the next drive by (watch for the date either on Facebook or in an email) 8:30 to 9:30 AM at the St. Francis Cabrini Church to receive your items. Remember they don't all have to be quilt related... we hope to construct baskets that can appeal to non-quilters aka husbands (golf, fishing, coffee, tea, etc) too!!! Use your coupons to JoAnn's or Michael's or Hobby Lobby to purchase items so we can make this a Huge Bonanza of Baskets.



By Kate Verbecke, basket chair

From the Shelves

The library has been open during the last few drive-bys, but we weren't ever busy. It is cooler than standing outside in the sun; we sat around and chatted! So I would like to encourage you to drop by and check out a few books (and take some magazines).

We were trapped inside for the last year because of COVID. If you're still in Tucson, you will be trapped inside this summer because of the heat. You will need books and distractions. When I was in Library School, one of my assignments was to read a book from each of the ten different sections of the Dewey Decimal System. The 600s are the Applied Sciences, I read a book about animal husbandry. I learned I never wanted to eat veal. I won't give you an assignment but I will suggest you tackle an area of quilting you aren't familiar with.

So challenge yourself! Check out a few books on Applique; maybe it's something you have never tried but it's a skill you would like to have. Want to try a Dresden Plate quilt, you could get a few books on that topic. Perhaps you have been interested in Sashiko, give it a try this summer with a little help from some library books. You had thought you might take a class on "one-block wonder" but the timing was never right; pick up some books on that technique. Do you have scraps and want to try something different, check out "Tumbling block" books. You know not all threads are created equal. You can learn about the differences in TQG library books. My suggestions could go on and on.

As a member of the Guild, the library is one of the resources available to you. Come in and browse the shelves for inspiration. Summer might be more interesting than you thought.

Janet Chumbley, TQG Librarian

GUILD NEWS

Quilt Fiesta News

Opportunity Quilt

We're ramping up for what promises to be a great Quilt Fiesta. The tickets are ready for the Opportunity Quilt sales. This year's quilt is "The Tree of Life," a Navajo rug inspired quilt that was designed and assembled by Lisa Fryxell. Many guild members helped in making the birds. The quilting was done by Brenda Smitley of Proverbs 31 Quilts. We showed the quilt at the last show and had it appraised for \$2250. It's 88" x 93" (Queen/King size).

Tickets will be sent out the week of May 24. They cost \$2 each or 3 for \$5. There are 12 tickets in each envelope and the cost for all of them is \$20. Contact Lisa (lisafryxell@gmail.com or 575-590-5472 and leave a message) if you want more to sell. Return your tickets at monthly fly-bys, in-person meeting this fall or mail them to Lisa Fryxell.

As added incentive to selling tickets, beginning with June sales (once everybody has their tickets) Lisa is offering a digitally downloaded pattern from her patterns on Etsy (PreFurred Quilt Shop) to the quilter who sells the most tickets and turns in their money by the end of each month through December. The quilter who sells the most tickets overall will win Lisa's wall-hanging version of the Tree of Life. Yes, you win the actual small quilt (33" x 40")!

Get out there and sell those tickets. If you want color photos of the quilt pick up some of our bookmarks or postcards at the next fly-by or at fall meetings. If you have any questions about tickets, email Lisa.



GUILD NEWS

Small Quilt Auction 2022

We have received many wonderful entries for the Small Quilt Auction thanks to pandemic sewing time! However, we need many more to make a meaningful donation to EMERGE!, provider of support to victims of domestic abuse. Emerge provides an emergency hotline, emergency shelter and access to counseling, education and lay legal advice. You can find more information online at www.emergecenter.org

Please consider creating or finishing a small quilt to benefit this critical agency whose caseload has increased during the pandemic!

Quilt entries need not be complicated; requirements are a perimeter 100 inches or less, a two-inch hanging sleeve and a completed entry form (on the next page). Quilts can take a variety of forms—wall hangings, table runners, doll quilts or any form you can imagine. Quilters have submitted original designs, pieces made from leftover blocks, blocks of the month, unfinished projects, practice studies for larger quilts, and completed “lamentable” blocks which are available at the monthly guild *fly-bys*. We will accept small quilts through the December meeting, so you have plenty of time to complete a donation!!!!

Donated small quilts will be available for purchase through a silent auction at the 2022 Quilt Fiesta. Each quilt will have a beginning bid amount as well as a “buy it now” price. Quilts will be priced reasonably so they will sell during the two-day show. Winners of the auction will be contacted if not present at the close of the auction; but, quilts purchased at the “buy it now” price can go home with you! Please feel free to contact Wendy Anderson with any questions. aksk8wmn@gmail.com.

Please see the donation form on the following page...



QFaC is pleased to announce a new exhibit and sale! Quilts will be displayed in the Education building and the Legacy Gallery of the Tucson Botanical Gardens starting May 20, and the rest of the exhibit will begin June 8. The exhibit will continue until September. The Gardens are located at 2150 North Alvernon Way. Please stop by often and have a look. Quilts will be replaced with new ones as they are sold.

Our current opportunity quilt, Forever and a Day, will be on display at the Quilters Market for the 5th Saturday celebration at the end of May. Stop by and get your tickets or visit the website at <https://www.quiltforacause.org>.

Thanks to those that took our survey about a trip to QuiltCon in Phoenix next February. Shellie Whitman kindly sent it to the Guild membership. We’ve had a lot of positive feedback, so watch this space for more information as we plan the trip! Are you interested but didn’t get a chance to respond? Please contact us at info@quiltforacause.org.

Thank you to the quilters who donated the 5 beautiful new quilts at the May Fly-By! We will be at all the Fly-By events until we can all meet in person.

We have an exhibit coming up at the Tucson Main Library this November. If you’ve ever thought of doing one of those bookshelf quilts, now is the time! The hanging space is limited to quilts that are 36” wide. In addition, we are still focusing on collecting floral quilts, along with “guy” quilts, Southwest, or University of Arizona themed quilts, baby quilts, and table runners of all sizes.

Be sure to check our website sale quilts with great bargains to be had!

Quilt For a Cause is currently looking for new members on our Board of Directors. Are you interested in working to support the local breast and gynecological cancer fight through quilts and quilting? Are you new in town and would like to get involved and meet some other quilters? There is no fee to sit on the Board. Directors donate time for the various tasks that need to be done to gather and sell donated quilts. Please contact us if you’re interested at info@quiltforacause.org.

Some of the quilts in inventory are hanging at ACP Eastside Imaging (5515 E. 5th Street), Animas Pilates Yoga Dance Center (5575 E River Rd #121), Arizona Oncology – Wilmot and 5th location (603 N Wilmot Rd Suite 151), Arizona Oncology – Craycroft Radiation Oncology location (2625 N Craycroft Rd Suite 100), Radiology Limited Wilmot Center for Diagnostic Imaging and Treatment (677 N. Wilmot Rd), and the Community Foundation for Southern Arizona (5049 E. Broadway, Suite 201).

If you happen to be purchasing anything from Amazon.com, we participate in the Amazon Smile program. Please select Quilt For a Cause as your charity, and we will receive a small portion of the sale from Amazon at no cost to you!

As always, we are pleased to receive your quilt gifts with any theme to continue our Cause of fighting breast and gynecologic cancers. Please contact us on the website, and we will make arrangements to get the quilts from you. The quilt donation form is available on our website. Thank you so much!

Linda Coté, Director



Small Quilt Entry Form

(For Completed Donations, also available on the website)

Quilter's name(s):

Address:

Phone # _____ Email: _____

Quilt Title:

Quilt width: _____ Quilt length:

Artist's statement about this quilt: (50 words or less)

FOR OFFICE USE ONLY:

QUILT NUMBER _____

Tucson Quilters Guild, Inc.
Profit & Loss Budget Overview
July 2020 through June 2021

	<u>Jul '20 - Jun 21</u>	<u>Jul '21 - Jun 22</u>
Ordinary Income/Expense		
Income		
ACTIVITIES FOR GUILD MEMBERS		
Library	800.00	700.00
Speakers/Workshops	4,000.00	4,275.00
Total ACTIVITIES FOR GUILD MEMBERS	<u>4,800.00</u>	<u>4,975.00</u>
CHARITABLE COLLECTION		
CHARITABLE COLLECTION - Other	3,300.00	3,000.00
Total CHARITABLE COLLECTION	<u>3,300.00</u>	<u>3,000.00</u>
GOODS SOLD	100.00	0.00
MEMBERSHIP DUES	10,000.00	9,000.00
NEWSLETTER ADS	0.00	100.00
Total QUILT FIESTA INCOME	<u>54,000.00</u>	<u>57,405.00</u>
Total Income	<u>72,200.00</u>	<u>74,480.00</u>
Gross Profit	<u>72,200.00</u>	<u>74,480.00</u>
Expense		
ADMINISTRATIVE - GUILD		
Custodial Gift Cards	0.00	200.00
Equipment	1,600.00	0.00
Insurance	1,000.00	1,000.00
Office Supplies	799.00	700.00
Professional Fees	750.00	750.00
Rentals (Hall & PO Box)	9,000.00	7,073.80
State/Federal Taxes	0.00	3,000.00
Total ADMINISTRATIVE - GUILD	<u>13,149.00</u>	<u>12,723.80</u>
MEMBERSHIP	650.00	2,100.00
CHARITABLE ACTIVITIES		
Bears	400.00	400.00
Charitable Donations		
Small Quilts	3,300.00	3,000.00
Total Charitable Donations	<u>3,300.00</u>	<u>3,000.00</u>
Quilt-A-Thon	560.00	500.00
Quilting for Others		
Equipment	0.00	400.00
Supplies	0.00	550.00
Storage (QFO)	0.00	2,760.00
Quilting for Others - Other	2,650.00	0.00
Total Quilting for Others	<u>2,650.00</u>	<u>3,710.00</u>
Total CHARITABLE ACTIVITIES	<u>6,910.00</u>	<u>7,610.00</u>
ACTIVITIES 4 GUILD MEMBERS		
Library		
Storage (Library)	0.00	1,020.00
Library - Other	2,000.00	1,300.00
Total Library	<u>2,000.00</u>	<u>2,320.00</u>

Tucson Quilters Guild, Inc.
Profit & Loss Budget Overview
July 2020 through June 2021

	<u>Jul '20 - Jun 21</u>	<u>Jul '21 - Jun 22</u>
Pattern of Month	150.00	150.00
Speakers/Workshops		
Hall Rental for Workshops	0.00	1,625.00
Speaker Fees	0.00	10,200.00
Supplies	0.00	700.00
Travel, Lodging, Meals	0.00	3,350.00
Speakers/Workshops - Other	15,650.00	0.00
Total Speakers/Workshops	<u>15,650.00</u>	<u>15,875.00</u>
Total ACTIVITIES 4 GUILD MEMBERS	<u>17,800.00</u>	<u>18,345.00</u>
MARKETING & PUBLICITY		
Newsletter	800.00	100.00
Website	1,000.00	1,200.00
Total MARKETING & PUBLICITY	<u>1,800.00</u>	<u>1,300.00</u>
QUILT FIESTA EXPENSE		
Administrative (excl cat below)	0.00	2,300.00
Basket Expense	0.00	20,000.00
Bus Tours	0.00	1,000.00
Equipment (sm & lg)	0.00	7,700.00
Insurance	0.00	1,200.00
Marketing & Publicity (Show)	0.00	700.00
Opportunity Quilt	0.00	250.00
Rental - Storage	0.00	3,048.00
Retail sales Product	0.00	700.00
Retail Sales-Show Pins	0.00	150.00
QUILT FIESTA EXPENSE - Other	45,000.00	4,265.00
Total QUILT FIESTA EXPENSE	<u>45,000.00</u>	<u>41,313.00</u>
Total Expense	<u>85,309.00</u>	<u>83,391.80</u>
Net Ordinary Income	<u>-13,109.00</u>	<u>-8,911.80</u>
Other Income/Expense		
Other Income		
Other Income		
Dividends earned	0.00	4,000.00
Total Other Income	<u>0.00</u>	<u>4,000.00</u>
Total Other Income	<u>0.00</u>	<u>4,000.00</u>
Net Other Income	<u>0.00</u>	<u>4,000.00</u>
Net Income	<u><u>-13,109.00</u></u>	<u><u>-4,911.80</u></u>

TUCSON QUILTERS GUILD BEES

Eastside

1492 BEE

Lisa Fryxell – (575) 590-5472
Columbus Library
4350 E 22nd Street
1st Monday, 10 AM to 2 PM

EAGLE WINGS QOV BEE

Char Gasker
Quality Quilterz
8421 E Broadway Blvd
4th Thursday of the month

EASTSIDE QUIET BEE

Vicki Moore
748-7219, 241-7290
Ask Vicki for location
1st Thursday, 6:30 PM

HIMMEL QUILTERS

Ruth Campbell – (520) 792-1639
Himmel Park Library
1035 N Treat Ave
3rd Wednesday, 6 – 8 PM

NORTHEAST 9 PATCHERS

Janice Jones
Members Homes
1st Friday, 9:30 AM

PACIFIC RIM QUILTING BEE:

Susan Owara – 520-572-9231
The Quilt Basket
6538 E. Tanque Verde #130
1st Tuesday, 10 am

Eastside, can't.

TUCSON ART QUILTERS:

No contact person at this time
Eastside City Hall
7575 E. Speedway,
3rd Wednesday, 10 am – Noon

UFO BEE

Mary Meserve
The Quilters Market
7601 E Speedway Blvd
Every Tuesday, 9 – 11:30 am

Northwest

MATERIAL GIRLS

Cindi Huff – (623) 225-6109
members homes
1st & 3rd Thursdays, 1 – 4 pm

MONA LISA BEE:

Debbie Sileven (520) 954-9265
Foothills Community Church
3301 W Overton Rd
3rd Monday, 9:30 – 11 am

PIECE PATCHERS:

Evelyn George
Members homes

NORTHWEST NEEDLERS:

Evelyn George –
Members homes

Southwest

MONDAY NIGHT QUILTERS:

Marie Morris
403-6208, 623-0123
Grace Pointe Church
2555 W Valencia Rd.
3rd Monday, 6:30 – 8 pm
Sept – Nov and Jan – March

Green Valley

NORTH OF THE BORDER:


Patty Goodsell – 989-1754
Ask Patty for location info
Every Thursday - 9:30 AM – Noon

Bee Keeper

For more information about any of the Bees listed or how to start you own bee, please contact our personal beekeeper.

Elizabeth Sonnenfeld,

beekeeper@tucsonquiltersguild.com



TUCSON QUILTERS GUILD BASICS

The mission of the Tucson Quilters Guild is to perpetuate the art of quilting, encourage the practice of quilting, and to stimulate interest in this art form.

Who:	All Members
What:	Business Meeting —First Wednesday of every month in the Church Classroom. General Meetings - Second Wednesday of the month in the morning or the Tuesday evening preceding the second Wednesday - in the Parish Hall.
When:	Business Meeting – 9:30 AM ~ 10:30 AM General Meetings: Tuesday Evening –7:00~9:30 PM Wednesday Morning –9:30 AM~12:00 PM
Where:	St Frances Cabrini Church 3201 E. Presidio Near Fort Lowell and Country Club
(How): Parking	Guild members are asked to refrain from parking in the spaces in front of the Parish office; the Church wants these spaces to remain open for Church members who have business to attend to in the office. This is the small building to the east of our meeting room. PARKING NOTICE: Tuesday evening attendees: The Church's Family Classes are in session again, so PLEASE DO NOT PARK IN THE FRONT LOT. Use the side or back lot.
Why:	Come to get involved with all aspects of the Guild, to make new friends, learn new quilting skills, share, but most of all, to have FUN .
Cost:	Members – \$30/year (due in March) Guests – \$5/meeting

TQG MEETINGS ARE FRAGRANCE FREE

Please remember to be kind to fellow members with allergies to scents and perfumes. Please attend the meetings fragrance / perfume free. It means another member can attend.

USE OF CAMERAS AT GUILD MEETINGS

Due to copyright concerns, photos may be taken before the meetings, during the breaks, and after the meetings.

No photography or videos are permitted during the guest speaker presentations.

Submission deadline for the next newsletter is the Tuesday following the Wednesday General Meeting. For the July Newsletter, deadline is **Tuesday, June 20**. Please send your articles/ads to the Newsletter Editor at newsletter@tucsonquiltersguild.com.

SHH-HH PHONE APP FOR TQG MEETINGS

<http://shushapp.com> The shush app allows you turn the volume of your ringer off for whatever amount of time you want. At the end of that time your phone's ringer will be turned on again. It is handy for those of us who forget to turn on the ringer again.

TQG BOARD AND COMMITTEES

President	Marie Morris	president@tucsonquiltersguild.com
Vice President	Cathy Blackburn	vp@tucsonquiltersguild.com
Recording Secretary	Francie McMillan	secretary@tucsonquiltersguild.com
Treasurer	Joyce Province	treasurer@tucsonquiltersguild.com
Endowment/ Donations	<i>OPEN</i>	endowment@tucsonquiltersguild.com
Membership	Joyce Holley	membership@tucsonquiltersguild.com
Member at Large, Evening	Laurel Clarke	memberatlarge-pm@tucsonquiltersguild.com
Member at Large, Morning	Joline Albaugh	memberatlarge-am@tucsonquiltersguild.com
Programs Director	Kathryn Barton	programs@tucsonquiltersguild.com
Programs Co-Director	Connie German	programs-co@tucsonquiltersguild.com
2021 Quilt Show Director	Pamela Golliet	quiltfiesta@tucsonquiltersguild.com
2021 Quilt Show Co-Director	<i>OPEN</i>	

Dress a Bear	Joyce Bott	
Bee Keeper	Elizabeth Sonnenfeld	
Education	<i>OPEN</i>	
Finance	Keith Dommer	
Finance	Mimi Pollow	
Guild Publicity	<i>OPEN</i>	
Historian	Joyce Harrison	historian@tucsonquiltersguild.com
Hospitality		
Library	Janet Chumbley	library@tucsonquiltersguild.com
Newsletter	Francie McMillan	newsletter@tucsonquiltersguild.com
Pattern of the Month	Karen Fisher	
Quilt-a-Thon	Linda Begega	quilt-a-thon@tucsonquiltersguild.com
Quilting for Others	Shellie Whitman	quilting4others@tucsonquiltersguild.com
Opportunity Quilt 2021	Lisa Fryxell	
Record Keeper		
Website	Sara Luster	website@tucsonquiltersguild.com

Block of the Month Miriam's Grid: Color Progression #4

"Color Progressions" 1 – 3 are in my book, **Easy Grid Quilts**. They were variations of a design my daughter asked me to make for her many years ago. They were all about changing square sizes, and combining closely related groups of colors into a full quilt top.

I used that size and color changing format to build an arrangement of four values. Like many traditional blocks, the real fun comes when the blocks are combined in different ways, and two different secondary designs emerge.

This is also a very large 18" x 18" square block. However, when the blocks are this large, you don't need to make very many to build a very large quilt. A mere six blocks will make a baby or lap-size quilt, or you can go for broke and make a king size top rather quickly.




The basic block is made with four fabrics in four values: light, medium light, medium dark, and dark. I tried one sample with a medium dark print and the other three values coordinated to that. The darkest value (D) runs diagonally across the center. Another sample is solid colors, also with the dark across the center. The third sample has a light value print across the middle, with the three other values drawn from the printed fabric. So in the third sample, I reversed the value placement.




To make the blocks, I cut and arranged all the pieces before doing any stitching. That way, I made sure all the pieces were properly arranged. Notice that the four center side sections are not all the same value placement.

To stitch them together, I broke the block up into traditional 9-patch sections, stitched each section, then assembled all nine sections into the whole block.

I have also included cutting sizes for a 12" block.

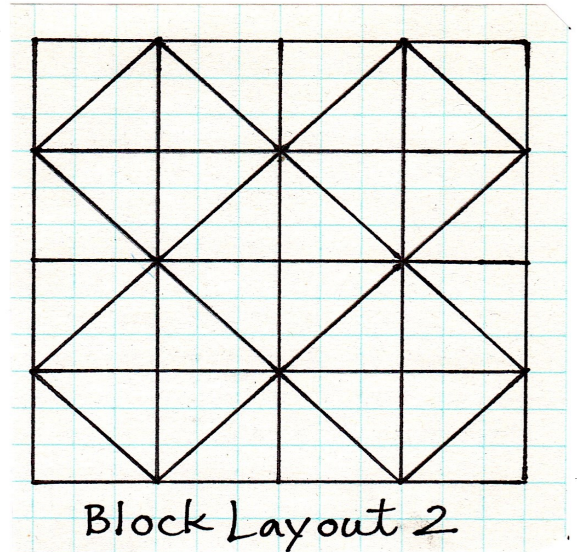
Designed by Karen G. Fisher






Block Layout 1

All blocks in the
same direction



Center diagonal
alternates direction
block to block



3"	3"	1 1/2"	1 1/2"	1 1/2"	1 1/2"	3"	3"
D	C	B	A	B	C	D	C
C	D	C	B	A	B	C	D
B	C	D	C	B	A	B	C
A	B	C	D	C	B	A	B
B	A	B	C	D	C	B	A
C	B	A	B	C	D	C	B
D	C	B	A	B	C	D	C
C	D	C	B	A	B	C	D

Cutting Sizes

3" (LS) Large Square
3 1/2" x 3 1/2"

3" (SS) Small Square
2" x 2"

1 1/2" (R) Rectangle
2" x 3 1/2"

1 1/2" A: 2 (SS) 8 (R)

1 1/2" B: 4 (SS) 16 (R)

3" C: 8 (LS) 6 (SS)
8 (R)

3" D: 8 (LS) 4 (SS)

18" Block

D	C	B	A	B	C	D	C
C	D	C	B	A	B	C	D
B	C	D	C	B	A	B	C
A	B	C	D	C	B	A	B
B	A	B	C	D	C	B	A
C	B	A	B	C	D	C	B
D	C	B	A	B	C	D	C
C	D	C	B	A	B	C	D

2"	2"	1"	1"	1"	1"	2"	2"
D	C	B	A	B	C	D	C
C	D	C	B	A	B	C	D
B	C	D	C	B	A	B	C
A	B	C	D	C	B	A	B
B	A	B	C	D	C	B	A
C	B	A	B	C	D	C	B
D	C	B	A	B	C	D	C
C	D	C	B	A	B	C	D

12" Block

Assembly Diagram as
9-Patch Block

(LS) 2 1/2" x 2 1/2" (SS) 1 1/2" x 1 1/2"
(R) 1 1/2" x 2 1/2"