

PRESIDENT'S MESSAGE

Dear Quilters,

Well, we took the plunge last month. Our first big Zoom meeting with our speaker Jan Krentz, and our program chairs, Kathy Barton and Connie German, AND a workshop, which I hear went very well. I was familiar with some of Jan's work, but it's always a good experience to hear someone talk about their own view of their own work. And I had no idea of the Native American links to the star pattern.

Most of us are no longer spring chickens (maybe summer chickens!) but it is definitely good for us to learn new things, even when they're not the new things we might have chosen on our own. Just in the last many months I had a grandchild living with me, which was a challenge, and now she's NOT here, and that's a new challenge! I miss her in ways I would not have expected if I hadn't gotten used to seeing her every day. I barely knew my own grandparents because I never lived near them, let alone with them.

I just learned yesterday, via email, that Houston International Quilt Market and Festival are trying to figure out how to go virtual, so for those of you who had planned to go, there will still be a destination. And you won't need to book hotel rooms, or flights, and you can go every day in your jammies, if that's your style. And your feet won't get so tired, from the miles of walking around the Houston Convention Center.

Like many of you, I hope, I now have to get myself in gear to get my show submissions (due in October) presentable for photography for our own show, and I had fun looking at pieces in progress to decide which ones to focus on again. I narrowed it from six down to three, which was harder than expected because they're all quilts I want to finish. So I will just keep plodding along, and maybe next year the three not chosen will move to the top of the list, or maybe I will start some more, and have to figure it out all over again for 2022!

I do want to end with something very important to me, and I hope all of you. November 3 is our national election. As far as I'm concerned, voting is not just a privilege or a right—it is a responsibility that too many in our country choose not to participate in. As the saying goes, if you don't vote, you can't complain, and then what would we all argue about?

In the meantime, we can all enjoy the necessity of quilting to keep the world running!

Yours in Quilting,

Karen G. Fisher, TQG President



OCTOBER CALENDAR

Business Meeting:

October 7, 9:30 am

General Meetings:

Tues, Oct. 13, 7:00-9:00 pm

Wed, Sept. 9, 9:30 -11:30 am
(program and lecture)

October Workshop:

Thurs, Oct. 15—9:00 to 4:00 p.m.

This one-day ZOOM workshop begins at 9 am.

NOVEMBER CALENDAR

Business Meeting:

Wednesday, Nov. 4, 9:30 am

General Meetings:

Tues, November 10, 6:30-7:30 pm

Wed, November 11, 9:30 -10:30 am

This one-day ZOOM workshop begins at 9 am.

Please note that these are events are subject to change due to the current COVID-19 pandemic.

Fly by times are changed to:

Tues 5-6 pm and

Wed 8-9 am.

Inside this Issue

President's Message	1
Programs	2-4
Guild News	4-6
President's Challenge	7
Advertising	8
TQG Meeting Info/Basics	9-11
Pattern of the Month	12-14



TQG PROGRAM INFORMATION

Zoom - Was It Good for You?

(from Programs Chair Kathryn Barton)

There is an old one liner: "Other than that, how did you enjoy the play, Mrs. Lincoln?"

Our first Zoom guild meeting had some ups and downs. Tuesday night went smoothly and once we learned how to edit and share the recording, those that experienced the sound problems on Wednesday morning were able to see Jan Krentz's presentation as it was meant to be seen.

I am thrilled to report that the Thursday workshop was a resounding success! This format has so many benefits. One student reported that by noon she had already been back to her stash 4 times to tweak her fabric selections. We all had front row seats to watch Jan work along with us on her own project. NO PACKING, UNPACKING, REPACKING, AND PUTTING AWAY of supplies. The lunch break allowed attendees to handle a few chores at home and many dogs were happy to get their midday walks.

So, what did we learn?

Jan has supplied a list of tips to be shared with other teachers to prevent the technical

difficulties of Wednesday morning. I have forwarded her suggestions to those that will

be coming up.

Editing and sharing the video is not as easy as it seems. Please try and attend the General Meetings as they are scheduled because this feature may not last!

The format is perfect for Workshops.

We can try a few more things like *Show and Tell* or possibly a Saturday workshop.

In that vein, please send some photos of quilts that you have finished during the pandemic.

Include your name, the meeting that you usually attend (day or evening), information that you want to share about the project, and whether you would like to present this yourself (that's right, do you want to be on camera?).

Send them to Programvp@tucsonquiltersguild.com. We look forward to seeing your beautiful work.

Kathy Barton & Connie German

Programs Co-Chairs

Those registered sent a separate link shops will be conducted in the familiar Zoom format.



for the workshop will be in another EMAIL. Work-

TQG PROGRAM INFORMATION

November Speaker and Workshop

J. Michelle Watts



Michelle Watts is a quilt artist who loves living in the Southwest region of the U. S.

She has spent the last 38 years creating quilts and wearable art that express her love of the southwest. As a quilt designer, she is continuously inspired by the beauty of her surroundings and the rich culture and diversity of the Southwest. She draws her inspirations from Native American weavings, pottery, woven baskets, jewelry, beadwork, Spanish tinwork, ironwork, wood carvings, tile architecture, churches, missions, and the landscape.

Through her use of rich color, strong design and texture, Michelle creates objects of beauty to the eye and comfort to the soul. Michelle wants quilters throughout the world to experience the beauty of the southwest through the quilts and wearable art she creates.

Workshop Textile Totems

These totems combine easy piecing techniques with your favorite embellishments. Students will work on a one-of-a-kind quilted wall sculpture. Michelle will share a variety of different creative design ideas and will discuss and demonstrate the basic layout and assembly process. She will share some of her favorite decorative embellishments, including decorative machine stitches, quilting, beads, buttons, and yarns. Finally, Michelle will demonstrate how to finish your wall sculpture and get it ready to hang.

Can't take the workshop but are similarly inspired by the Southwest?

Michelle designs and publishes a unique collection of southwestern quilt patterns and has designed 3 collections of Southwestern fabrics for Moda. Many patterns and quilt kits can be found on her [website at https://jmichellewatts.com/](https://jmichellewatts.com/).



GUILD NEWS

Upcoming Speakers and Workshops

Until further notice, all speaker talks and workshops will be conducted via Zoom.

If you would like to sign up for a workshop - please visit our Workshop Registration page. All workshops are \$35 each. Payments are processed through PayPal.

October – Karen Combs –
“Quilts of Illusion”

Tuesday, October 13 - 7:00-9:00 pm Lecture

Wednesday, October 14 - 9:30-11:30 am Lecture

Workshop - Thursday, October 15 – 9:00 am to 4:00 pm

November – Michelle Watts –
“Beauty of the Southwest”

Tuesday, November 10 - 7:00-9:00 pm Lecture

Wednesday, November 11 - 9:30-11:30 am Lecture

Workshop - Thursday, November 12 – 9:00 am to 3:30 pm

December – Kay Wentworth –
“Story Quilts – Every Quilt Tells a Story”

Tuesday, December 8 - 7:00-9:00 pm Lecture

Wednesday, December 9 - 9:30-11:30 am Lecture

January – Carolyn O’Bagy Davis– “Goldie Richmond, Trapper, Trader, Quiltmaker”

Tuesday, January 12 - 7:00-9:00 pm Lecture

Wednesday, January 13 - 9:30-11:30 am Lecture

Quilt-a-Thon Report

Quilt-A-Thon 2020 update. Going, Going, GONE!! On September 14, 2020 67 quilts were delivered to Francisca Coronado, Administrative Support Specialist, Pascua Yaqui Tribe Social Services. I also included a letter explaining what Quilt-A-Thon is all about and our desire to support those who are helping others in our community. The quilts will be for their Foster Children. I received the following email from Francisca Coronado:

Good morning Linda,
Thank you very much for the quilts and the letter. We appreciate the hard work, skills and love that go into making the quilts. I will forward your letter to our Children’s Services Department. Our Director. Mrs. Kelly Bradley, will decide how the quilts will be distributed to the Foster Children. I will recommend the quilts be used at the new Foster Care Shelter home. As kids come in, they can receive a quilt there. The beautiful quilts are a therapy for the Foster Children/Youth as the quilts begin the healing process for them. Please thank the rest of the quilters in your group. Again, Thank You for your service to the community the quilts are very much appreciated.

Respectfully,

Francisca Coronado

Administrative Support Specialist

Pascua Yaqui Tribe Social Services

4726 W. Calle Tetakusim

Tucson, AZ 85757

Including the 30 quilts we donated to Gospel Rescue

Mission , 2 to Sr. Jose, and 5 to Peppi’s (TMS Hospice), we have donated 104 Quilt-A-Thon quilts to date to organizations in our community. We still have 107 quilts in various stages of completion. Many quilt sandwiches are being completed by our members at this time. We have many quilt sandwiches ready to complete. A few large quilts have been sent out to members with longarm machines, and I will be sending out a few more of them as I get the batting and backing together for them. Some members are still working on tops that have not been turned in yet. Ms. Coronado has advised me that they can use all sizes in support of the work that they do with the children. All the remaining quilts will go to Pascua Yaqui Tribe Social Services as they are completed. Every quilt we complete already has a home to go to.

Please contact me at:

[quilt-a-thon](#)

[@tucsonquiltersguild.com.](#)



GUILD NEWS

Arizona Quilt Documentation Group Tucson Team

Susan T. Franklin, PhD

Due to Covid, the disrupter of many activities and also the cause of heartbreak for others, the team hasn't met since February. At this point, I'm not certain when the next meeting is likely to be. No doubt, team members, as well as those in the Guild, have been mostly staying inside and perhaps either finishing or starting new projects.

The next Public Documentation is scheduled for November 14th at the Arizona History Museum on 2nd Street. At this point in time, I'm not certain that will happen. A "to be continued story."

In the meantime, I had the honor of having a research article, titled Doll Quilts: Those from the Past and Continued into the Present, published in the Baltimore Applique Society September newsletter. Over the past several years, two other articles written by me, both related in some fashion to quilt documentation, also were my work. I enjoy doing it and as I tell my husband, Greg, "it keeps me off the street."

I have new neighbors, who moved to Oro Valley after living in Hawaii for 17 years. When I went to welcome them, offering a plate of Williamsburg Pecan Bars, we chatted a bit to get acquainted. I mentioned I was involved with quilt documentation and explained what it meant. My in-

terested neighbor told me that her husband had a Hawaiian quilt and that she had a quilt, made of scraps from her childhood dresses that her grandmother had made. The neighbor didn't think that quilt would be worth documenting; her husband's quilt was much better. I told her that every quilt has a story and that all are worth documenting!

I'll end this article with a quote from Ralph Waldo Emerson, "Write it on your heart that every day is the best in the year." We will get through Covid and once again usual activities, including quilt documentation, will resume.

For questions about the documentation project, email either me at suevette63@gmail.com or Terry Grzyb-Wysocki at terry-gw@mindspring.com with your questions.

Quilt Fiesta Update

To all our lovely and talented quilters and members:

With true sorrow we are announcing the postponement of our 2021 Quilt Fiesta. If you submitted quilts for 2021 you will be receiving your deposits back soon. We are planning a big return in January of 2022 at the Pima County Fairgrounds Old Pueblo Hall. Keep working on new quilts and be ready to submit them for a great show! We are also looking into some virtual options that are very exciting. Keep your eyes out for news.

We still need new volunteers to make this happen. If meetings in the mornings have held you back from volunteering, we are planning to move some to the

evenings. We are in search of people skilled or willing to learn in many areas. We need guild members that are willing to serve as:

- A Quilt Fiesta co-director
- A chair to head the Kid's row
- A Signs person
- A Program booklet chair
- A Special Exhibits person
- An Academy coordinator
- Someone to organize the 2022 Opportunity quilt

If you have had experience or have the skills in any of these areas, please contact me at

quiltfiestadirector@tucsonquiltersguild.com.

Monthly zoom meetings and working at your own pace is all you need.

**WE NEED
YOUR HELP**

GUILD NEWS

Quilting for Others

Quilting for Others has been busy all year delivering quilts from the storeroom, arranging pickup and delivery of pillowcase kits and stockings, and coordinating with the Quilt-A-Thon Chair. We have delivered quilts to Answers for Life Pregnancy Center, Davita Dialysis, S.A.F.E Firefighters Association, Peppi's House, Sister Jose's Women's Center, and UA Cancer Center. We are always open for suggestions as to where quilt donations are needed. Some that we are working on now are Youth on Their Own, and Layers of Hope 911. We are diligently working to reduce the amount of fabric being stored, so if you'd like to "shop," the storeroom to make a donation quilt or sew up pillowcases/stockings, etc. from the Tucson Quilters Guild, please let us know. We'd be happy to meet you there. If you'd like to be included on the QFO group email for activities, please let us know at:

Tblmtnqlts.etc@outlook.com.

*(on behalf of Shellie Whitman
and Kathryn Wald)*



At the time of this writing, Quilt For a Cause plans to have a booth at the Tucson Quilt, Craft and Sewing Festival (Rusty Barn) - November 5- 7, 2020. We'll have raffle quilt tickets available and some small quilts for sale.

Quilt For a Cause will be hanging quilts at Roche Tissue Diagnostics (Ventana Medical) in Oro Valley mid-January as part of their winter art exhibit. This exhibit/sale will be virtual for the public.

Quilt For a Cause still has a display of quilts for sale at the Tucson International Airport! Please have a look if you are there. They are in the display cases in baggage claim.

Quilts are also hanging at ACP Eastside Imaging (5515 E. 5th Street), Animas Pilates Yoga Dance Center (5575 E River Rd #121), Arizona Oncology - Wilmot and 5th (603 N Wilmot Rd Suite 151), and Radiology Limited Wilmot Center for Diagnostic Imaging and Treatment (677 N. Wilmot Rd). QFaC has been at the three TQG Fly-By meetings at St. Francis Cabrini, and will be there throughout the fall. If you have a quilt you would like to donate, please come by our table. If you've found a quilt or pattern that you'd like to buy from our website, we will be happy to have it ready for you at the Fly-By.

Please check our Facebook page and Instagram accounts for our latest updates on where we'll be! Our website, <https://www.quiltforacause.org/>, is currently showing approximately

200 quilts for sale.

It's not too early to start thinking of holiday gifts, or maybe that quilt for yourself that you just can't resist! We also have pictures of our current raffle quilt, Summer in Sicily. The quilt is an expert study of color and value done in 2" squares, made by Cate Johnson, and quilted by Julie House. As always, better in person, but only online for now. The size is 65 x 85 inches. Summer in Sicily opportunity tickets can be purchased on our website, with the drawing planned for December. Tickets are one for \$2.00 or three for \$5.00. All current Quilt For a Cause patterns can be purchased on the website and will be mailed to you.

If you happen to be purchasing anything from Amazon.com, we participate in the Amazon Smile program. Please select Quilt For a Cause as your charity, and we will receive a small portion of the sale from Amazon at no cost to you!

If you'd like to make a quilt to donate to Quilt For a Cause, our current need is for quilts with a Southwest, or University of Arizona, theme, as well as for table runners or top-pers. We also need baby quilts. As always, we are pleased to receive your quilt gifts with any theme to continue our Cause of fighting breast and gynecologic cancers. Please contact us on the website, and we will make arrangements to get the quilts from you. The quilt donation form is available on our website. Thank you



President's Challenge 2020

CLASSIC FAMILY MOVIES

Disney's Snow White and the Seven Dwarves and/or the Wizard of Oz

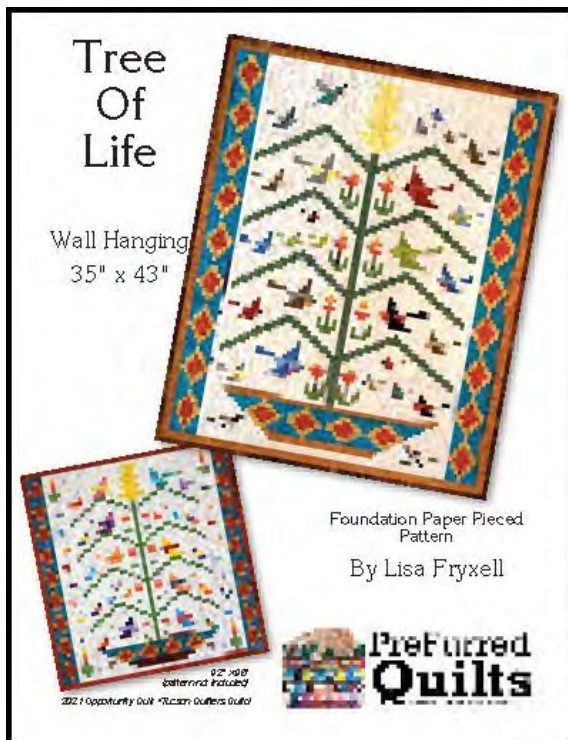
Using any techniques (and embellishments!) you choose, make a small quilt that is inspired by either of these movies, or even combine pieces of them together.

I can visualize Dorothy and Snow White being scared together in the dark forest, a battle between the two evil witches (with light sabers— oops wrong decade and them!) or perhaps a sports competition between the dwarves and the munchkins.

Maximum size is a 100" perimeter, and it needs a hanging sleeve when it is finished. **Quilts must be turned in at the November meeting. Your quilt will be displayed at the December meetings for a first round of voting and at the January meetings for final voting. Winners will be displayed at our Quilt Fiesta 2021.**



Newsletter Advertising



Our opportunity quilt, "Tree of Life: The Wall Hanging" pattern is available for purchase.

by Lisa Fryxell

The Opportunity Quilt for 2021 (fingers crossed) is "Tree of Life." It's a queen size quilt. I've had a lot of requests for the pattern and the guild usually sells the patterns for the opportunity quilts. I've redesigned the quilt to make a wall hanging (35" x 43"). It's now available as a digital download from the guild for \$10 or from my Etsy Shop (PreFurred Quilt Shop) for \$12. The net proceeds (\$10 for each "Tree of Life" pattern) from my shop will also go to the guild. So tell your friends the pattern is available.

About the pattern: For those of you who know me this shouldn't be a surprise that it is a foundation paper pieced pattern. It's really not difficult and comes with in-

structions and photos. The complete pattern can be printed on letter size paper and is tiled with easy to follow labels on taping it together. This way you can print it on your favorite paper stock. The digital format keeps the price low. Just set your printer to "portrait" and "scale 100%," then print out the pattern after you've made your purchase. In case you get stuck or have a question, I'm only an email away! (lisafryxell@gmail.com).



Grand Opening
PreFurred Quilt Shop
on Etsy

Digital Downloads of
Foundation Paper Pieced
Patterns by
Lisa Fryxell
Tucson Quilters Guild Member
since 2016

PreFurred Quilts

Website: PreFurredQuilts.com

TUCSON QUILTERS GUILD BEES

Eastside

1492 BEE

Lisa Fryxell – (575) 590-5472
Columbus Library
4350 E 22nd Street
1st Monday, 10 AM to 2 PM

EAGLE WINGS QOV BEE

Char Gasker
Quality Quilterz
8421 E Broadway Blvd
4th Thursday of the month

EASTSIDE QUIET BEE

Vicki Moore
748-7219, 241-7290
Ask Vicki for location
1st Thursday, 6:30 PM

HIMMEL QUILTERS

Ruth Campbell – (520) 792-1639
Himmel Park Library
1035 N Treat Ave
3rd Wednesday, 6 – 8 PM

NORTHEAST 9 PATCHERS

Janice Jones
Members Homes
1st Friday, 9:30 AM

PACIFIC RIM QUILTING BEE:

Susan Owara – 520-572-9231
The Quilt Basket
6538 E. Tanque Verde #130
1st Tuesday, 10 am

Eastside, con't.

TUCSON ART QUILTERS:

No contact person at this time
Eastside City Hall
7575 E. Speedway,
3rd Wednesday, 10 am – Noon

UFO BEE

Mary Meserve
The Quilters Market
7601 E Speedway Blvd
Every Tuesday, 9 – 11:30 am

Northwest

MATERIAL GIRLS

Cindi Huff – (623) 225-6109
members homes
1st & 3rd Thursdays, 1 – 4 pm

MONA LISA BEE:

Debbie Sileven (520) 954-9265
Foothills Community Church
3301 W Overton Rd
3rd Monday, 9:30 – 11 am

PIECE PATCHERS:

Evelyn George
Members homes

NORTHWEST NEEDLERS:

Evelyn George –
Members homes

Southwest

MONDAY NIGHT QUILTERS:

Marie Morris
403-6208, 623-0123
Grace Pointe Church
2555 W Valencia Rd.
3rd Monday, 6:30 – 8 pm
Sept – Nov and Jan – March

Green Valley

NORTH OF THE BORDER:

Patty Goodsell – 989-1754
Ask Patty for location info
Every Thursday - 9:30 AM – Noon

Bee Keeper

For more information about any of the Bees listed or how to start you own bee, please contact our personal beekeeper.

Elizabeth Sonnenfeld,

beekeeper@tucsonquiltersguild.com



TUCSON QUILTERS GUILD BASICS

The mission of the Tucson Quilters Guild is to perpetuate the art of quilting, encourage the practice of quilting, and to stimulate interest in this art form.

Who:	All Members
What:	Business Meeting —First Wednesday of every month in the Church Classroom. General Meetings - Second Wednesday of the month in the morning or the Tuesday evening preceding the second Wednesday - in the Parish Hall.
When:	Business Meeting – 9:30 AM ~ 10:30 AM General Meetings: Tuesday Evening –7:00~9:30 PM Wednesday Morning –9:30 AM~12:00 PM
Where:	St Frances Cabrini Church 3201 E. Presidio Near Fort Lowell and Country Club
(How): Parking	Guild members are asked to refrain from parking in the spaces in front of the Parish office; the Church wants these spaces to remain open for Church members who have business to attend to in the office. This is the small building to the east of our meeting room. PARKING NOTICE: Tuesday evening attendees: The Church's Family Classes are in session again, so PLEASE DO NOT PARK IN THE FRONT LOT. Use the side or back lot.
Why:	Come to get involved with all aspects of the Guild, to make new friends, learn new quilting skills, share, but most of all, to have <i>FUN</i> .
Cost:	Members – \$30/year (due in March) Guests – \$5/meeting

TQG MEETINGS ARE FRAGRANCE FREE

Please remember to be kind to fellow members with allergies to scents and perfumes. Please attend the meetings fragrance / perfume free. It means another member can attend.

USE OF CAMERAS AT GUILD MEETINGS

Due to copyright concerns, photos may be taken before the meetings, during the breaks, and after the meetings.

No photography or videos are permitted during the guest speaker presentations.

NEWSLETTER DEADLINE:

Submission deadline for the next newsletter is the Tuesday following the Wednesday General Meeting. For the November Newsletter, deadline is **Tuesday, October 17th**. Please send your articles/ads to the Newsletter Editor at newsletter@tucsonquiltersguild.com.

SHH-HH PHONE APP FOR TQG MEETINGS

<http://shushapp.com> The shush app allows you turn the volume of your ringer off for whatever amount of time you want. At the end of that time your phone's ringer will be turned on again. It is handy for those of us who forget to turn on the ringer again.

TQG BOARD AND COMMITTEES

President	Karen G. Fisher	president@tucsonquiltersguild.com
Vice President	Marie Morris	vp@tucsonquiltersguild.com
Recording Secretary	Francie McMillan	secretary@tucsonquiltersguild.com
Treasurer	Joyce Province	treasurer@tucsonquiltersguild.com
Endowment/ Donations	<i>OPEN</i>	endowment@tucsonquiltersguild.com
Membership	Joyce Holley	membership@tucsonquiltersguild.com
Member at Large, Evening	<i>OPEN</i>	memberatlarge-pm@tucsonquiltersguild.com
Member at Large, Morning	Joline Albaugh	memberatlarge-am@tucsonquiltersguild.com
Programs Director	Kathy Barton	programs@tucsonquiltersguild.com
Programs Co-Director	Connie German	programs-co@tucsonquiltersguild.com
2021 Quilt Show Director	Pamela Golliet	quiltfiesta@tucsonquiltersguild.com
2021 Quilt Show Co-Director	<i>OPEN</i>	

Dress a Bear	Joyce Bott	
Bee Keeper	Elizabeth Sonnenfeld	
Education	<i>OPEN</i>	
Finance	<i>OPEN</i>	
Guild Pins	<i>OPEN</i>	
Guild Publicity	<i>OPEN</i>	
Historian	Joyce Harrison	historian@tucsonquiltersguild.com
Hospitality	Chris McCollum	
Library	Janet Chumbley	library@tucsonquiltersguild.com
Newsletter	Francie McMillan	newsletter@tucsonquiltersguild.com
Pattern of the Month	<i>OPEN</i>	
Quilt-a-Thon	Linda Begega	quilt-a-thon@tucsonquiltersguild.com
Quilting for Others	Kathryn Wald	quilting4others@tucsonquiltersguild.com
Opportunity Quilt 2020	<i>OPEN</i>	
Record Keeper	Chris McCollum	
Website	Pilar Dougall	website@tucsonquiltersguild.com

Tucson Quilters Guild Logo Pouch

By Lisa Fryxell



Supplies:

Background Fabric for pouch 6" x 42" (width of fabric)
 2" x 6" Scraps for logo in yellow, orange, violet, turquoise, red orange, yellow green or lime, magenta, and dark blue.
 2" x 24" White for logo
 Bias binding or 1 1/2" x 48" fabric strip
 6" zipper or velcro
 Snap, hook or velcro (optional)
 2 1/2" x 4" clear vinyl or acetate

Separate pattern sections along black dashed lines.

Sew sections together as follows:

A1 + A2, B1 + B2, C1 + C2, D1 + D2

A + B, C + D

AB + CD

Add Corner triangles (opposite sides first).

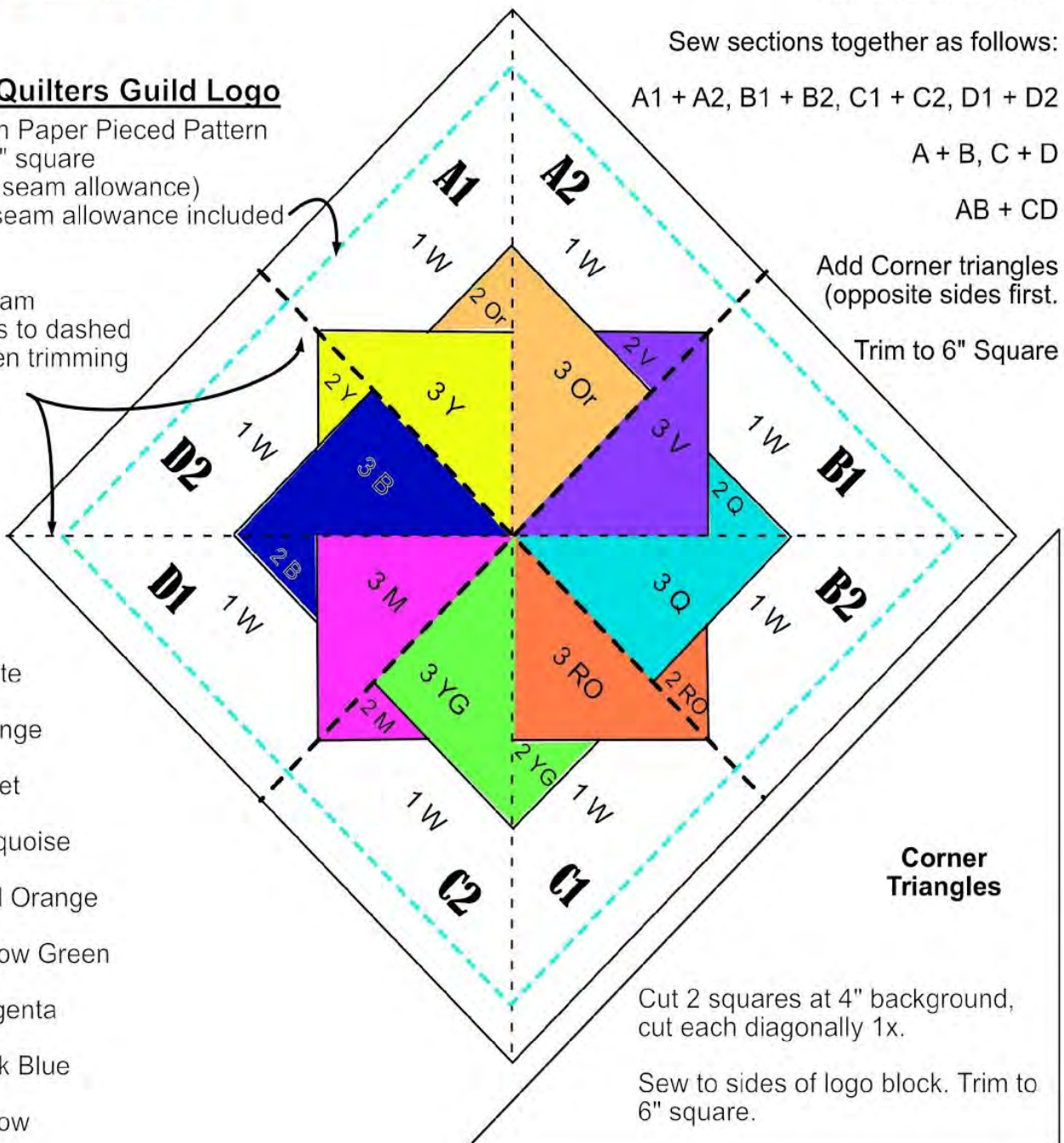
Trim to 6" Square

Tucson Quilters Guild Logo

Foundation Paper Pieced Pattern
 Finishes 4" square
 (4 1/2" with seam allowance)
 1/4" Outer seam allowance included

Add 1/4" seam allowances to dashed edges when trimming

W White
 Or Orange
 V Violet
 Q Turquoise
 RO Red Orange
 YG Yellow Green
 M Magenta
 B Dark Blue
 Y Yellow

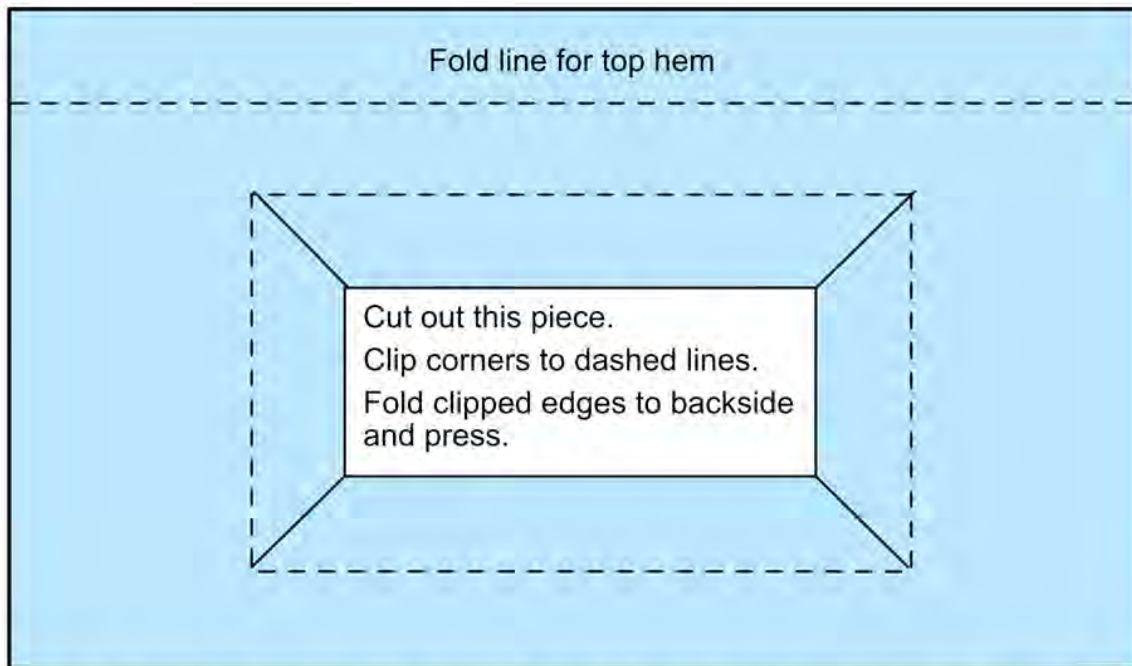


Corner
 Triangles

Cut 2 squares at 4" background,
 cut each diagonally 1x.

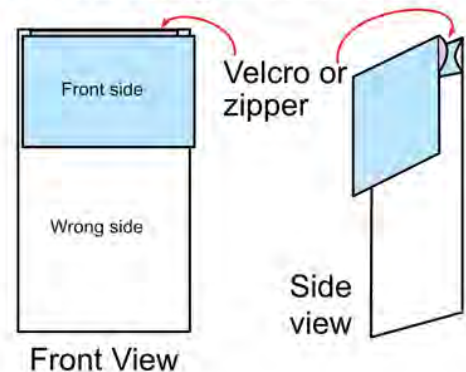
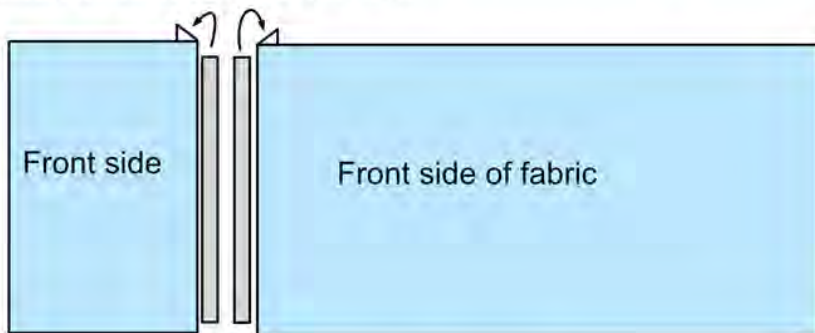
Sew to sides of logo block. Trim to
 6" square.

Cut the background fabric for the pouch as follows: 2 @ 6" x 3½", 1 @ 6" x 9" , 1 @ 6" x 13"
 Use the pattern below to mark and cut the window for the vinyl from one of the 6" x 3½" pieces.

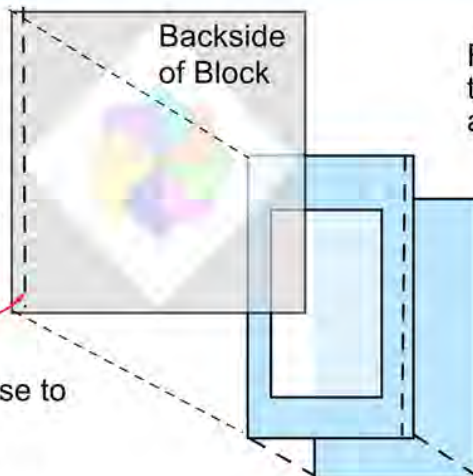


Position clear vinyl under opening and topstitch in place close to the opening. You may trim away excess vinyl if you wish.

Fold ½" hem to wrong side on both pieces. Sew one side of zipper or velcro (5") to the 6" side of the second 6" x 3½" piece and the 6" side of the 6" x 9" piece. Make sure the wrong sides are facing each other when you're done.

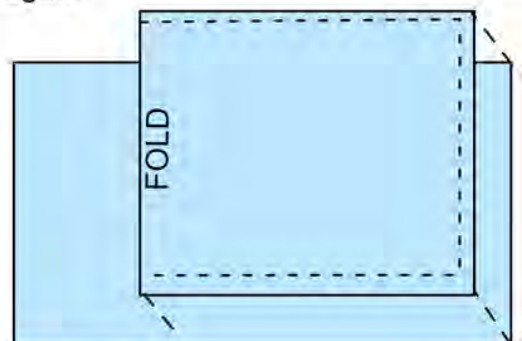


Align the window piece with the short piece along the side opposite the velcro (pin). Sew the logo block face down to the same edge using a ¼" seam. Open and press seam. Topstitch close to seam if necessary.



Fold the 6" x 13" piece in half and press. Align this with the lower edge of the back piece, baste along the edges.

Velcro or Zipper end

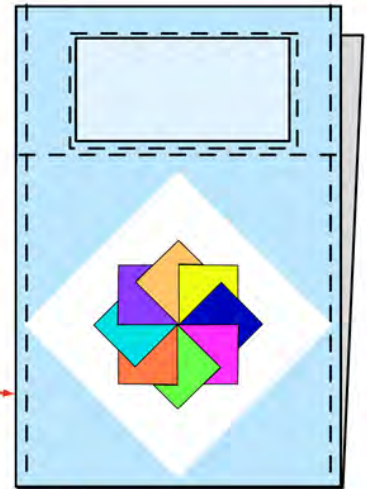




Align the front and back of the pouch with the wrong sides together. Stitch $\frac{1}{4}$ " seam along the bottom edge and zigzag the seam allowance to security.

Turn it right side out and stitch $\frac{1}{4}$ " seam allowances on long sides.

Seamed edge


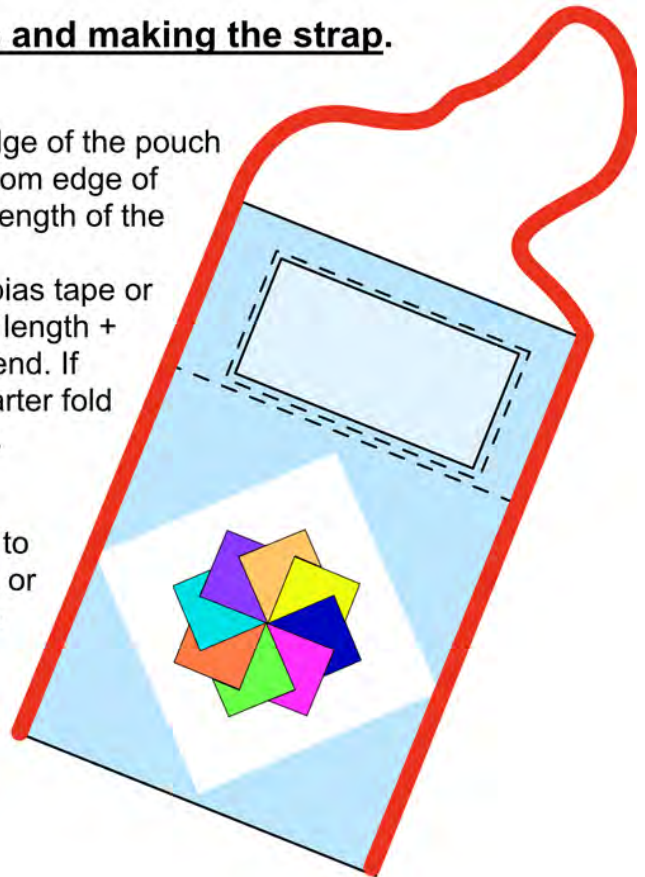


Binding the long sides and making the strap.

Measure from the bottom edge of the pouch around your neck to the bottom edge of the pouch to determine the length of the strap about 48".

Cut a piece of double wide bias tape or $1\frac{1}{2}$ " wide strip of fabric the length + 1". Fold under $\frac{1}{2}$ " on either end. If you're using a $1\frac{1}{2}$ " strip quarter fold it lengthwise (like bias tape).

Bind the long sides as you would a quilt. Be careful not to twist the strip. Straight stitch or zig zag the remainder of the strip closed to make the strap.



Add a hook, snap or velcro to the window pocket to keep from losing your membership card.

Any questions, email me:
lisafryxell@gmail.com

evenings. We are in search of people skilled or willing to learn in many areas. Please contact me at quiltfiesta@tucsonquiltersguild.com to volunteer or ask questions. What we need from our guild members:

- A Quilt Fiesta co-director
- A chair to head the Kid's row
- A Signs person
- A Program booklet chair
- A Special Exhibits person
- An Academy coordinator
- Someone to organize the 2022 Opportunity quilt

If you have had experience or have the skills in any of these areas, please contact me at quiltfiestadirector@tucsonquiltersguild.com.

Monthly zoom meetings and working at your own pace is all you need.