

Hello, Tucson Quilters!

Yes, We Are Still Here! Your board has been meeting via Zoom, and making sure we are keeping up with all the business of the guild.

We apologize we are letting you know month by month if we are holding meetings, but it is very difficult to plan ahead. The building where we meet, at St. Frances Cabrini Church, has not been open even to their own members. All the recommended steps for safety are a massive job during the COVID19 pandemic.

However, we are moving forward with planning our 2021 Quilt Fiesta! After all, it definitely can't happen if we don't plan it! Look at their report in this newsletter.

And we will be handling our Quilt-a-Thon a little differently. Perhaps drop off your finished quilts in August. Again, check out the details in this fabulous newsletter.

Meanwhile, stay safe and sane, and try to stay cool!

Karen G. Fisher, *President*

PRESIDENT'S MESSAGE

Dear Quilters,

Well, here I am, still at home, mostly alone, still trying to stay busy with positive things and keeping my head on straight. I have been working on some small pieces for the small quilt auction—pieces that had stalled, or were leftovers from bigger projects. It's kind of nice to not be completely obsessed (for a while!) about a "showpiece" that I want to be just perfect.

All that alone time has also led to lots of introspection, which is both good, and exhausting. Lots of rethinking about what has been important to me and is still important, as well as being made aware of lots of things I never thought about very much.

Those of you in the guild who know me well, know me as a generally positive person, and that is absolutely authentic. I have always been that way, and even had high school friends who thought I was strange for being happy most of the time. I have had a mostly happy, ordinary, safe, easy life. I grew up in an average sized family with two full-time working parents and an older sister. We moved around some with the Air Force, and we lived in an ordinary house. I finished high school and got a job. Then I got married, had two daughters, and was blessed enough to stay home with them. My parents both died when I was in my thirties, and I went back to school, something I had always wanted to do.

I loved it! And in the long term, it made me think differently, about how things are connected to each other, and how everything we do affects everything else. Which we don't notice unless we DO think about it. With everything going on around us, with the pandemic, the economic shutdown, and now the ongoing and legitimate demonstrations that link all of it together, I have definitely been thinking about where and how I fit into this time in history.

I certainly don't have very many answers yet, and whatever solutions I come up with are only guaranteed to be (hopefully!) the best ones for me.

As we all continue to find our way during this time of isolation and questioning, I hope we all find our way to our own best answers. And we all need a way to find joy in a time that I suspect is like no other that any of us has seen before. Hug those you can get close to right now, and send love to the ones who are physically out of reach. And wrap yourself in the warmth and softness of a quilt, especially with a furry friend who doesn't make you think so hard!

Yours in Quilting,

Karen G. Fisher, TQG President

August Calendar

Business Meeting:

August 5, 9:30 am

General Meetings:

Tues, August 11, 7 pm

Wed, August 12, 9:30 am

September Calendar

Business Meeting:

September 2, 9:30 am

General Meetings:

Tues, September 8, 7 pm

Wed, September 9, 9:30 am

September Workshop:

Thursday, September 10

This one-day workshop begins at 9 am.

Please note that these are events are subject to change due to the current COVID-19 pandemic protocols.

Inside this Issue

TQG Programs	3
Guild News	3
President's Challenge	4
Other Organizations and Community News	5
TQG Bees	6
TQG Meeting Info/Basics	7
TQG Board Members	8
Pattern of the Month	9

It's a Good Day to...

BE GRATEFUL

CALL A FRIEND

DONATE TO CHARITY

HAVE A DANCE PARTY

SMILE

inspire
kindness

TQG PROGRAM SCHEDULE

AUGUST PROGRAM QUILT-A-THON

Stay tuned for more information as to how this annual event will take place this year.

UPCOMING PROGRAMS

All upcoming Programs are still in the works. We will let you know whether this calendar of events needs to change in any way due to the ever changing protocols set forth in response to the COVID19 pandemic.

September 8 and 9

Trish Sargent

Lecture : *Fiber Landscape*

September 10 Workshop: *Easy Landscapes with Trish Hastings-Sargent*

October 13 and 14

Karen Combs

Lecture and Workshop

November 2020

Michelle Watts

Lecture and Workshop

PROGRAM NOTES

Visit the Guild website to learn more about these programs. Workshop fees: One day classes, \$50 and 2-day classes, \$100. **We can now accept credit cards.** The classes are from 9 am – 3:30 pm each day and are held in the large multi-purpose room at St. Frances Cabrini Church, 3201 E. Presidio Rd. These workshops are a great opportunity for you to learn new quilting skills at a very reasonable price from professional quilters from all over the United States! Contact the *Programs Director* to sign up.

If you have any questions or suggestions about speakers or workshops, please contact our Programs Director: Kathy Barton at programs@tucsonquiltersguild.com.

Quilt-a-Thon

Thanks to all the members who are working on quilt tops for Quilt-A-Thon 2020. It has been a most unusual time but it would seem our members have not slowed down a bit. Like many of us I have been alternating between making quilts and making masks and both these activities have kept me busy. I do not know how many masks we have made as a group but to date we have collected 79 quilt tops. Many tops that we received included backings. A few were sent in completed. Shellie

Whitman and friends have put together a number of quilts sandwiches that are pinned and ready to sew. I know that there are many more ready to turn

in. There will still be a Quilt-A-Thon 2020 but we will just have to do it a little differently.

There are kits available for Quilt-A-Thon We will be handing the kits out at St. Frances Cabrini July 7, 6:30-7:30pm and July 8, 9:30-10:30am. The kits contain 6 ½" squares and additional fabric for completing the quilt top. The directions are included in the kit. We will also have completed quilt tops with backing and batting ready to sew for any members who might want to finish a quilt at home. If you have a completed quilt top that you would like to

turn in, we will be accepting them at this time as well. We will be collecting the completed quilt tops at St. Frances Cabrini August 11, 6:30-7:30pm and August 12, 9:30-10:30am. On both occasions we will be set up outdoors on the patio. Please wear a mask. If there are any questions please contact me at *quilt-a-thon@tucsonquiltersguild.com*.

Thank you for supporting our annual Quilt-A-Thon.

Linda Begega,
QaT 2020 Chairperson



Tucson Quilters Guild — A brief history in time

- Initially we were called "Quilters Guild of Tucson"
 - 1978 turned out to be the start of something wonderful for Tucson quilters. This was the precursor to our guild starting with several women getting together for the love of quilting.
 - Initially this group of women called themselves the "Quilters Guild of Tucson". Their first quilt show was January 10, 1979 at Cloth World Fabric Store on Broadway.
 - The guild quilt shows started at Cloth World for a number of years until more space was needed. The next venue was the Tucson Woman's Club near Wilmot and Speedway. Finally moving into the Tucson Convention Center.
 - 1981 the guild completed their "unincorporated" paperwork was completed March 11, 1981.
 - 1987 Article of incorporation of our now "Tucson Quilters Guild" January 7, 1987.
 - 1991 The guild celebrated "Founders Day" for their 10 year anniversary.
 - 1990 Original bylaws were written November 14, 1990.
 - 2016 Amendments to our current bylaws were added in April
 - 2018 was truly our 40th "Ruby" anniversary quilt show.
 - In 2020 we are now in our 42nd year.
- So many women and men have joined the Tucson Quilters Guild over the years with a focus of learning and sharing knowledge. Our guild storage area has so much history I am only hitting the high points. Scrapbooks of articles from Tucson as well all across the country celebrating quilting arts, business and general meeting minutes, as well as photo albums of new member get togethers, quilt shows 1979 thru early 1990's. We also have DVD's of previous shows which are wonderful to see and remember previous entries.
- I also found a photo album of each years' raffle/opportunity quilt dating from 1979-2020. Beautiful!
- You would enjoy seeing the amazing variety in changes over the years. Some old patterns in pastel colors and a few of those forward thinkers we now call art quilters.
- Joyce Harrison,
TQG Historian

CLASSIC FAMILY MOVIES

Disney's Snow White and the Seven Dwarves and/or The Wizard of Oz

Using any techniques (and embellishments!) you choose, make a small quilt that is inspired by either of these movies, or even combine pieces of them together.

I can visualize Dorothy and Snow White being scared together in the dark forest, a battle between the two evil witches (with light sabers—oops wrong decade and theme!), or perhaps a sports competition between the dwarves and the munchkins.

Maximum size is a 100" perimeter, and it needs a hanging sleeve when it is finished. **Quilts must be turned in at the November meeting.**

Your quilt will be displayed at the December meetings for a first round of voting and at the January meetings for final voting. Winners will be displayed at our Quilt Fiesta 2020.



Have Fun! And surprise me with your creativity!

Quilt for a Cause

Our last Quilt for a Cause opportunity quilt, Treasures of the Southwest, was won by Rita Sainz!

Congratulations Rita!

We have a new raffle quilt, Summer in Sicily. The quilt is an expert study of color and value done in 2" squares, made by Cate Johnson, and quilted by Julie House. As always, better in person, but only online for now. The size is 65 x 85 inches. Summer in Sicily opportunity tickets can be purchased on our website, <https://www.quiltforacause.org/>. Tickets are one for \$2.00 or three for \$5.00.

Also available for viewing on the website are 57 newly posted quilts! About 20 of them are vintage quilts, all made by the same quilt artist.

Quilt for a Cause is proud to announce that in May we were able to donate \$2,000 to El Rio to help acquire masks for all patients, and \$10,000 to El Rio and \$10,000 to St Elizabeth Health Center to go directly for treatment of under-insured patients!

The Botanical Gardens raised over \$4,000 with the quilt we donated to them to raffle.

Our patterns, as well as the quilts for sale, and raffle quilt, are all available on the website, <https://www.quiltforacause.org/>. If you'd like to make a quilt to donate to Quilt for a Cause, our

current need is for quilts with a Southwest, or University of Arizona, theme, as well as for table runners or toppers. We also need baby quilts. As always, we are pleased to receive your quilt gifts with any theme to continue our Cause. Please contact us on the website, and we will make arrangements to get the quilts from you. The quilt donation form is available on our website. Thank you so much!



Arizona Quilt Documentation Project Tucson Region by Susan T Franklin PhD

"Do not squander time. That is the stuff life is made of." Is a quote from *Gone with the Wind*, a movie from 1939, that my husband and I recently watched. The lines struck home with me and possibly will with many Guild members. Due to Covid, many events have been curtailed or cancelled; whether it be meetings, social gatherings or other activities. The same is true for the Documentation team. The group hasn't met since February. We are in a time of cancel, delay and again delay. We're not likely to meet until August. Hopefully, that will happen.

Meanwhile, if there are questions, please don't hesitate to contact me at 520-490-4721 or suevette63@gmail.com or Terry Grzyb-Wysocki at 520-904-2218 or terry-gw@mindspring.com. We will happily answer your questions.

Enjoy your time! It will be fun to see the projects that evolve!



Summer in Sicily

By Cate Johnson, quilted by Julie House.

TUCSON QUILTERS GUILD BEES

Eastside

1492 BEE

Lisa Fryxell – (575) 590-5472
Columbus Library
4350 E 22nd Street
1st Monday, 10 AM to 2 PM

EAGLE WINGS QOV BEE

Char Gasker
Quality Quilterz
8421 E Broadway Blvd
4th Thursday of the month

EASTSIDE QUIET BEE

Vicki Moore
748-7219, 241-7290
Ask Vicki for location
1st Thursday, 6:30 PM

HIMMEL QUILTERS

Ruth Campbell – (520) 792-1639
Himmel Park Library
1035 N Treat Ave
3rd Wednesday, 6 – 8 PM

NORTHEAST 9 PATCHERS

Janice Jones
Members Homes
1st Friday, 9:30 AM

PACIFIC RIM QUILTING BEE:

Susan Owara – 520-572-9231
The Quilt Basket
6538 E. Tanque Verde #130
1st Tuesday, 10 am

Eastside, con't.

TUCSON ART QUILTERS:

No contact person at this time
Eastside City Hall
7575 E. Speedway,
3rd Wednesday, 10 am – Noon

UFO BEE

Mary Meserve
The Quilters Market
7601 E Speedway Blvd
Every Tuesday, 9 – 11:30 am

Northwest

MATERIAL GIRLS

Cindi Huff – (623) 225-6109
members homes
1st & 3rd Thursdays, 1 – 4 pm

MONA LISA BEE:

Debbie Sileven (520) 954-9265
Foothills Community Church
3301 W Overton Rd
3rd Monday, 9:30 – 11 am

PIECE PATCHERS:

Evelyn George
Members homes

NORTHWEST NEEDLERS:

Evelyn George –
Members homes

Southwest

MONDAY NIGHT QUILTERS:

Marie Morris
403-6208, 623-0123
Grace Pointe Church
2555 W Valencia Rd.
3rd Monday, 6:30 – 8 pm
Sept – Nov and Jan – March

Green Valley


NORTH OF THE BORDER:

Patty Goodsell – 989-1754
Ask Patty for location info
Every Thursday - 9:30 AM – Noon

Bee Keeper

For more information about any of the Bees listed or how to start you own bee, please contact our personal beekeeper.

Elizabeth Sonnenfeld,
beekeeper@tucsonquiltersguild.com



TUCSON QUILTERS GUILD BASICS

The mission of the Tucson Quilters Guild is to perpetuate the art of quilting, encourage the practice of quilting, and to stimulate interest in this art form.

Who:	All Members
What:	Business Meeting —First Wednesday of every month in the Church Classroom. General Meetings - Second Wednesday of the month in the morning or the Tuesday evening preceding the second Wednesday - in the Parish Hall.
When:	Business Meeting – 9:30 AM ~ 10:30 AM General Meetings: Tuesday Evening –7:00~9:30 PM Wednesday Morning –9:30 AM~12:00 PM
Where:	St Frances Cabrini Church 3201 E. Presidio Near Fort Lowell and Country Club
(How): Parking	Guild members are asked to refrain from parking in the spaces in front of the Parish office; the Church wants these spaces to remain open for Church members who have business to attend to in the office. This is the small building to the east of our meeting room. PARKING NOTICE: Tuesday evening attendees: The Church's Family Classes are in session again, so PLEASE DO NOT PARK IN THE FRONT LOT. Use the side or back lot.
Why:	Come to get involved with all aspects of the Guild, to make new friends, learn new quilting skills, share, but most of all, to have FUN .
Cost:	Members – \$30/year (due in March) Guests – \$5/meeting

TQG MEETINGS ARE FRAGRANCE FREE

Please remember to be kind to fellow members with allergies to scents and perfumes. Please attend the meetings fragrance / perfume free. It means another member can attend.

USE OF CAMERAS AT GUILD MEETINGS

Due to copyright concerns, photos may be taken before the meetings, during the breaks, and after the meetings.

No photography or videos are permitted during the guest speaker presentations.

NEWSLETTER DEADLINE:

Submission deadline for the next newsletter is the Tuesday following the Wednesday General Meeting. For the June Newsletter, deadline is Tuesday, June 16. Please send you articles/ads to the Newsletter Editor at newsletter@tucsonquiltersguild.com.

SHH-HH PHONE APP FOR TQG MEETINGS

<http://shushapp.com> The shush app allows you turn the volume of your ringer off for whatever amount of time you want. At the end of that time your phone's ringer will be turned on again. It is handy for those of us who forget to turn on the ringer again.

TQG BOARD AND COMMITTEES

President	Karen G. Fisher	president@tucsonquiltersguild.com
Vice President	Marie Morris	vp@tucsonquiltersguild.com
Recording Secretary	Francie McMillian	secretary@tucsonquiltersguild.com
Treasurer	Joyce Province	treasurer@tucsonquiltersguild.com
Endowment/ Donations	<i>OPEN</i>	endowment@tucsonquiltersguild.com
Membership	Joyce Holley	membership@tucsonquiltersguild.com
Member at Large, Evening	<i>OPEN</i>	memberatlarge-pm@tucsonquiltersguild.com
Member at Large, Morning	Joline Albaugh	memberatlarge-am@tucsonquiltersguild.com
Programs Director	Kathy Barton	programs@tucsonquiltersguild.com
Programs Co-Director	<i>OPEN</i>	programs-co@tucsonquiltersguild.com
2021 Quilt Show Director	Pamela Golliet	quiltfiesta@tucsonquiltersguild.com
2021 Quilt Show Co-Director	Katrina Sharp	

Dress a Bear	Joyce Bott	
Bee Keeper	Elizabeth Sonnenfeld	
Education	<i>OPEN</i>	
Finance	<i>OPEN</i>	
Guild Pins	<i>OPEN</i>	
Guild Publicity	<i>OPEN</i>	
Historian	Joyce Harrison	historian@tucsonquiltersguild.com
Hospitality	Chris McCollum	
Library	Janet Chumbley	library@tucsonquiltersguild.com
Newsletter	Pilar Dougall	newsletter@tucsonquiltersguild.com
Pattern of the Month	<i>OPEN</i>	
Quilt-a-Thon	Linda Begega	quilt-a-thon@tucsonquiltersguild.com
Quilting for Others	Kathryn Wald	quilting4others@tucsonquiltersguild.com
Opportunity Quilt 2020	<i>OPEN</i>	
Record Keeper	Chris McCollum	
Website	Pilar Dougall	website@tucsonquiltersguild.com

PATTERN OF THE MONTH

JUNE 2020

POM CHAIR NEEDED

This month's POM brought to you by Marie Morris

You will need Half-square triangles for this block that are $3\frac{1}{2}$ " unfinished.

Half-Square Triangles

This is how I make them.

1. Take a background square, $4\frac{1}{2}$ " x $4\frac{1}{2}$ ". Draw a diagonal on wrong side from one corner to the other. **Figure A**
2. Place, color square ($4\frac{1}{2}$ " x $4\frac{1}{2}$ ") and background square right sides together. Stitch $\frac{1}{4}$ " from drawn line. **Figure B**
3. Set seam and cut on drawn line. You now have two half-square triangles.
4. Press to the dark side. **Figure C**
5. They will be larger than $3\frac{1}{2}$ " so you need to square them up to $3\frac{1}{2}$ "

Figure A

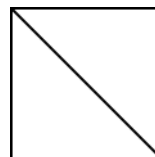


Figure B

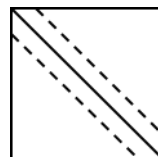



Figure C



This is not a new block but it is a fun block.

Contrary Wife

Use at least 3 fabrics in addition to your background fabric.

1. Make four half-square triangles with one color fabric and your background.
2. Cut three squares from a second color, $3\frac{1}{2}$ " x $3\frac{1}{2}$ ".
3. Cut two squares from a third fabric, $3\frac{1}{2}$ " x $3\frac{1}{2}$ ".
4. Assemble rows following diagram.
5. Press
 - a. Top row: Away from middle
 - b. Middle row: Towards middle
 - c. Bottom row: Away from middle
6. Assemble block

