

## PRESIDENT'S MESSAGE

Dear Quilters,

For those of you who were able to join us for Quilt-a-Thon in August, it was great fun. Rather than sitting in rows, we were sitting around tables, sewing, talking, and munching on all the yummy goodies people had brought to share. Whoever brought the amazing chocolate chip walnut cake, I definitely want the recipe.

While I was walking around getting sympathy for the stitches in my right hand, I had the pleasure of catching up with established members, and meeting several visitors and new members. And the variety and beauty of the quilts that were being finished for fellow Tucsonans who need some love was truly inspiring. I am always touched when I get to reconnect with the traditional role of quilters offering comfort in their communities.

As we come into the fall, we have wonderful speakers and workshops who will inspire and entertain you with their take on both traditional and new quilting styles and skills. This month Sally Rowe will show her beautiful color wash quilts. And in October, Melissa Sobotka will show her amazingly realistic imagery in quilts. Take either of both of their workshops, and learn new ways to approach your own quilts. I know every time I take a workshop, or really listen to a good speaker, I take something new to my own quilting.

In the meantime, stay cool as best you can, but also enjoy the amazing blue of our Arizona skies—it caught me by surprise today as I was grumping about the heat. And keep on quilting—it's good for you!

Yours in Quilting,

Karen G. Fisher

*President*

## SEPTEMBER CALENDAR

### Business Meeting:

Wed, September 4, 9:30 am

### General Meetings:

Tues, September 10, 7 pm

Wed, September 11, 9:30 am

### September Workshop:

Thursday, September 12, 9 am

*Sally Rowe – Color Usage*

## OCTOBER CALENDAR

### Business Meeting:

Wed, October 2, 9:30 am

### General Meetings:

Tues, October 8, 7 pm

Wed, October 9, 9:30 am

### October Workshop:

Thursday, October 10, 9 am

*Melissa Sobotka—*

*Picture Perfect Applique*

## INSIDE THIS ISSUE

<b>This Month's Program</b>	2
Presidents Challenge	3
<b>Upcoming Programs</b>	4
Guild News	5
<b>More Guild News</b>	6
TQG Bees	11
<b>TQG Meeting Info/Basics</b>	12
TQG Board Members	13
<b>Pattern of the Month</b>	14
Ricky Tims Info	16
<b>Vintage Quilt Turning</b>	18



Tucson Quilters Guild now has a Facebook Page!  
Please be sure to visit and "Like" our page and  
"Share" our exciting events!

<https://www.facebook.com/TucsonQuiltersGuild>

# GUILD PROGRAMS

## SEPTEMBER PROGRAM

Lecture: Color Usage and Trunk Show  
Thursday, September 12 - 9:00 am-3:30 pm

Workshop: Colorwash Techniques of Design in a Landscape



This native West Virginian lives in New Bern, North Carolina, where she specializes in creating colorful scenic art quilts for exhibition and for sale.

Sally Rowe received a B.S. at West Virginia University and a B.A. in Art from The University of Charleston in painting and has studied with many well-known textile artists to expand her skills. She has taught art part-time in public schools and quilting and banner-making classes to adults. She teaches workshops in *Watercolor Quilt*

*Design Techniques* and lectures about *Color Design in Quilting* and *The Art Quilt*.

Her work has been included in *WV Juried Art Exhibitions* and the annual *Bank of the Arts Juried* shows. Sally Rowe's quilts are on permanent display at the *WV University Law Center* and the *Health Sciences Centers* around the state and can also be seen in the reception offices of Senator Jay Rockefeller in the Hart Senate building in Washington, DC, in the offices of NGK Spark Plug USA, at Goodwin & Goodwin Law and the Century Aluminum Company. Her quilts have been shown nationally at The *International Quilt Festival* at Houston, Texas, The *Mid-Atlantic Quilt Festival* in Virginia and the *Ashville Quilters Show* in North Carolina.

Sally's quilts have been published in *Quilters Newsletter Magazine* and *Quilting Today Magazine* and her work is available at the *Craven Arts Gallery*, New Bern, NC, and the *Groewood Gallery* in Asheville, NC.

Sally is a charter member of the *National Museum of Women in the Arts*, a member of the *WV Art and Craft Guild*, *The Craven Arts Council*, the *American Quilters Society* and the *Twin Rivers Artists Association* of New Bern, North Carolina.



Thinking of Flowers by Sally Rowe

## SEE YOUR AD IN OUR NEWSLETTER



**Bernina 700 Embroidery machine for sale**  
-- Purchased new from Bernina

dealer in January 2017. Perfect condition, like new with low thread count. Including foot #26, 5 large bobbins, medium oval hoop with template, small oval hoop with template, multiple spool holder for up to 15 threads, dust cover and accessory box. Also included will be 5 embroidery CDs (about \$600.00 value). \$2300.00 without module or \$2800.00 with module. Contact Liz at 607-206-0240 or [epsonnenfeld@gmail.com](mailto:epsonnenfeld@gmail.com).

## CHECK OUT OUR NEW PRICES

Do you have a sewing machine or other quilting accessories you would like to sell?

**Members: \$5/ad, for quilting and/or sewing related items.**

Do you have a quilting service you provide?

### Quilt related-business/service:

Business Card - 3.5" x 2"  
(Horizontal or Vertical)

**\$10/issue**

1/4 Page Ad - 4.25"w x 5.5"h

**\$15/issue**

1/2 Page Ad - 8.5"w x 5.5"h  
(Horizontal)

1/2 Page Ad 4.25"w x 11"h (Vertical)

**\$30/issue**

Full-Page Ad 8.5" x 11"

**\$60/issue**

For additional information and/or to reserve space in the next newsletter, please contact the newsletter editor at

[newsletter@tucsonquiltersguild.com](mailto:newsletter@tucsonquiltersguild.com).

# PRESIDENT'S CHALLENGE 2019

## RULES:

1. Quilt can use any color, theme or technique, and **must include at least 1 button**.
2. The quilt should measure no more than 100 inches around the perimeter. Any rectangular shape of that dimension is acceptable. If your quilt is not rectangular, make sure that it will fit in a rectangle that is no more than 100 inches around the perimeter.
3. The quilt must have a hanging sleeve and a label containing the quilt maker's name and title of the quilt. Quilts must also be contained in a cloth bag (pillowcase) to protect them from dirt or damage.
4. **Your application is due by the October meetings and your quilts must be turned in at the November meeting.**

## 2019 PRESIDENT'S CHALLENGE ENTRY FORM

THEME: *All Buttoned Up*

Entrant's Name \_\_\_\_\_ Guild Membership # \_\_\_\_\_

Entry Title \_\_\_\_\_

Top Made by \_\_\_\_\_

Quilted by \_\_\_\_\_

Address \_\_\_\_\_

City, State, ZIP \_\_\_\_\_

Phone # \_\_\_\_\_ Email Address \_\_\_\_\_

Description: Use this space to provide details about your quilt. Please include information about the materials and/or techniques used or what your quilt represents to you. **Please do not use more than 40 words in your description.**

\_\_\_\_\_  
\_\_\_\_\_  
\_\_\_\_\_  
\_\_\_\_\_  
\_\_\_\_\_  
\_\_\_\_\_



Your quilt will be displayed at the November meetings for a first round of voting and at the January meetings for final voting. Winners will be displayed at Quilt Fiesta 2020.

## UPCOMING PROGRAMS

October 8 and 9, 2019

**Melissa Sobotka**

Lecture: Quilting Adventure

Thursday, October 10

Workshop: Picture Perfect Applique

November 12 and 13, 2019

**Sue Franklin**

Lecture: American Quilts and Their Stories: Beginning with the Last Quarter of the 18th Century and Ending in the 1940s.

December 10 and 11, 2019

**Cindy Brick**

Lecture: My Crazy Life – Quilts and Otherwise

January 7 and 8, 2020

**Swan Sheridan**

Lecture: Quilt the World

### SAVE THE DATE

February 21-23, 2020

**QUILT FIESTA 2020**

Friday - Sunday, February 21-23



### PROGRAM NOTES

Visit the Guild website to learn more about these workshops. One day classes are \$50 and 2-day classes are \$100. **We can now accept credit cards.** The classes are from 9 am – 3:30 pm each day and are held in the large multi-purpose room at St. Frances Cabrini Church, 3201 E. Presidio Rd. These workshops are a great opportunity for you to learn new quilting skills at a very reasonable price from professional quilters from all over the United States!

**If you have any questions or suggestions about speakers or workshops, please contact our Program Director:**

Joline Albaugh, [Joline@dbelltech.com](mailto:Joline@dbelltech.com)



## RECOMMENDED BYLAWS

### REVISION

The Board of Directors of the Tucson Quilt Guild has reviewed the Bylaws as it relates to terms of office for Board Members and recommends revision to allow the Treasurer to be elected for a maximum of two consecutive 2-year terms. The reason for this recommended change is due to the long learning curve for the position of Treasurer. The annual audit of the financial records after the close of the fiscal year will safeguard any potential for financial inappropriateness.

Your Board has voted unanimously at the August business Meeting to amend the Bylaws with the following verbiage:

#### ARTICLE VI: OFFICERS

*Section 2: The term of office shall be one 2-year elected term of office. No member may serve consecutive elected full terms for the same position on the Board, except for the Treasurer. The Treasurer may serve two consecutive 2-year elected terms of office.*

In accordance with the Bylaws, this information appears in the September and October newsletters and will be presented at the September membership meetings. Membership voting on this recommended change to the Bylaws will take place at the October membership meetings.

Connie Rank-Smith  
TQG Vice-President

## QUILT-A-THON UPDATE

**It is over, SUCCESSFULLY!**

Our Quilt-A-Thon is completed for the year! So many wonderful people participated this year that

we cannot count them all. There were donations of fabrics and batting, donations of completed quilt tops, and donation of time to complete the kits that were created. We had a great turn out on Tuesday and Wednesday to sew and tie the quilts. Tuesday evening 21 women and Wednesday morning 50 women and one man spent innumerable donated hours setting up, working and sharing, and putting away to make this successful! Also many hours were spent collecting and cutting fabrics, assembling kits and sewing tops prior to Quilt-A-Thon. This year we had 6 quilts that were completed from last year's Quilt-A-Thon to start, and we completed 76 quilts during the two days of Quilt-A-Thon, and 16 quilts went home to be finished and returned. This makes a total of 98 quilts for this year. We do have several quilt tops left for next year, as we ran out of batting at the very end of Wednesday afternoon.

The quilts will be distributed to two programs. One is *Aviva Children's Services* which supports children in foster care by supplying basic items as well as resources to enhance the self esteem and well being of the children. The other recipient program is *Wings for Women* which empowers homeless and impoverished women with a second chance in life, to help them achieve permanent or stable housing.

A huge thank you goes out to all those who participated. Thank you for the love and care we have for others through our donated quilts. We all deserve a round of applause!!

NEEDED FOR NEXT YEAR . People to volunteer as Chairman and

committee for Quilt-A-Thon, and fabric and quilt tops (lap or crib size).

Jo Hulsey and Hannah Clark  
*Quilt-A-Thon Co-chairs*

## ANNUAL DE-STASH SALE

**NOVEMBER 12 and 13**

The Guild is offering you a chance to clear out your sewing and craft room to make room for new fabrics AND make some money for the Holidays. The cost to do a little *fall cleaning* is \$10 for a table. All the proceeds from the sales are yours to keep.

The sale will take place one hour before the November 12th and 13th meetings, during the break and will continue for half an hour after the meeting. You will have a chance to set up a table and display your wares before the November evening meeting. Bring your unwanted quilting, sewing and craft related items priced to sell. **Please no lawn mowers or kitchen blenders.**

If you don't think you have a enough saleable items to fill a space ask a friend to share your table.

All you have to do is:

- ✓ Sign Up in Advance
- ✓ Price your items
- ✓ Have change available for sales
- ✓ Clean up your table and area when the sale is over

*\*\*All sales transactions are between you and the buyer.*

## NEW DEADLINE

The deadline for newsletter articles and ads is the **3rd Tuesday** of the month.

## 2019-2020 PROPOSED BUDGET

The 2019-2020 proposed budget for the Tucson Quilt Guild is posted on the guild website. Please take a few minutes to look at it, print yourself a copy and prepare any questions you have. The budget will be presented, discussed and voted on at the September meetings. It takes all of us to make this guild successful.

Marie Morris  
Treasurer

## RICKY TIMS

The Tucson Quilters Guild is proud to be presenting **Ricky Tims Quilt Luminarium on March 14 and 15, 2020** at the Casino Del Sol, 5655 W Valencia Road, Tucson, AZ 85757. See pages 16 and 17 for more information.

Our guild will benefit directly from the attendance at this event, so spread the word and encourage everyone you know to sign up.

**Early Bird Registration** deadline is February 1, 2020 and the last day to register is February 29, 2020.

Ricky Tims is quite an accomplished individual. In case you don't know much about Mr. Tims, here is some information:

Musician: pianist, composer and producer of "Sacred Age" (2006) - piano and Native American instruments. "Christmas in a Small Town" (2009), "When We No Longer Touch" a symphony implemented and conducted 1998, St. Louis Symphony Orchestra, "Passage" in 1998 a recording of that performance.

As a quilter he is an international author, teacher, award winning quilter, fabric designer and speaker.

## AWARDS AND ACCOLADES:

One of the "Thirty Most Distinguished Quilters in the World" and "The Most Influential Person in the Quilting Industry" in 2009 by readers of *Quilter's Newsletter Magazine*. He has been profiled and featured on CBS News Sunday Morning, 2008.

## TO HIS CREDIT:

Co-founder and co-host with Alex Anderson "The Quilt Show" [www.thequiltshow.com](http://www.thequiltshow.com).

He presents 3-day seminars in select cities in the US and holds week long "La Veta Quilt Retreats" at his art studio in LaVeta, CO.

He and Alex Anderson started a new quilting lifestyle magazine "The Quilt Life" published by AQS in 2010.

"Quilt Luminarium" by Ricky Tims, for all skill level quilters comprehensive quilt symposium addresses seemingly complex concepts teaches mastery of unique techniques and encourages creativity.

His websites:

[www.letsquilttogether.com](http://www.letsquilttogether.com),  
[www.rickytims.com/quilt-luminarium](http://www.rickytims.com/quilt-luminarium)

## FROM THE SHELVES -

Two recently donated books by Guild members -

*Creating Your Perfect Quilting Space; Sewing-room Makeovers for Any Space and Any Budget* by Lois L Hallock (QR HAL 2005).




Does the previous owner have a quilt studio designed from ideas in this book? I'm envious, my

place looks like the "before" pictures, not the "afters".

In the introduction, the author stresses the importance of organization, know where your tools and patterns are so you don't replicate purchases. Knowing your fabric stash so you don't buy the same fabric twice. The primary focus is on the **work triangle: cutting table, sewing table and pressing station**. Many configurations are suggested for buying what you need or making shelving yourself. You create an environment in which to be creative.

*Quilting for Guys; 15 fun projects for your favorite fella* edited by Cyndy Lyle Rymer (QD -- 2001)



The majority of quilts seem to be gender neutral or feminine. This book will give you ideas for creating a quilt for a male, young or adult.

Some designs have templates for cars, bowling pins or fish; others use fabric recycled from male clothing: ties, flannel shirts, denim or boxer shorts. A small quilt pictured in the back is funny, "Unzipped - the Clinton Years", uses the zipper and fly area of old jeans!

Janet Chumbley,  
Guild Librarian

## UNICORN QUILTING

Lynn Rubel

Specialize in Long Arm Quilting, Family Memory and Linen Quilts

[UnicornQuiltingAZ@gmail.com](mailto:UnicornQuiltingAZ@gmail.com)

(928)713-4872

### VINTAGE QUILT TURNING

The time has come to surface those amazing vintage quilt treasures so that they can be shared at the 2020 Quilt Fiesta. The entry form is now on the website and at the end of this newsletter. It needs to be sent to the committee by December 1. Many of you spoke with us at last year's show regarding the wonderful quilts you have and we certainly hope that you will allow us to help tell their stories. If you have any questions, please contact Kathie Miller (committee chair) at [kmmiller@hotmail.com](mailto:kmmiller@hotmail.com).

### OPPORTUNITY BASKETS



We are excited about our **Opportunity Baskets** project. This endeavor will be headed up by Karen

Fisher. Just before the show, we intend to have a "basket making party" where we will ask for volunteers to help assemble the baskets (we are not asking you to provide a whole basket by yourself, unless you want to of course). Also, please it would be phenomenal if you are able visit your favorite shops and businesses and ask for donations for this project.

We need your help to make this a success and we are still in need of cool stuff to fill these baskets.

Donated items must be NEW: kits, books, fabric packets, patterns, tools, batting, thread, etc. "NEW" means unopened packets of fat quarters, jelly rolls, charm packs, layer cakes, etc. I expect we have all made those impulse buys at a gorgeous booth, and the fabric

never "becomes" what we might have hoped for. Kits and patterns are also acceptable, as long as they are complete and still in their packaging.

"Made" are not secondhand items but rather items that you might make and send as gifts, or sell at a craft fair. Small items only, such as coasters, hot pads, baskets and plate holders, pet toys, drink holders, placemats, etc. Please consider labeling your items to help give them a professional look.

Quilters like to read, too. I know there are whole assortments of "quilt" novels that could fit nicely with our baskets.

Not all items have to be quilt related—make a "guy" assortment, maybe a beauty/spa assortment, including services. Consider non-fabric items such as hand creams, candles, and nice soaps. All of us end up with dry skin from our quilting.

We also need baskets/containers for the actual presentations. We are accepting donations of baskets, really pretty boxes, or cool tote bags.

**Remember...** Quilters love wine and chocolate too! So do visitors who don't quilt or sew but enjoy the artistry involved in our passion. Also, we would love to make a basket that celebrates Tucson. Please consider making a donation of tickets, discounts, and/or passes to the many places that are unique to Tucson.

Please start collecting items and pass them along to Karen – she is willing to rent a barn to store everything until the show :)

Karen Fisher,  
*Tucson Quilt Guild President*  
Kate Verbeke and Pam Golliet,  
*2020 Tucson Quilt Fiesta! Co-chairs*

### QUILTING BEE DONATIONS



In 2018 and to the present our Guild's Quilting Bees have made the following donations to various organizations. The Tucson Quilt Guild's Bee's are absolutely awesome groups who work hard to support our local communities.

#### **Mona Lisa Bee – Denise Withrow**

In 2018 they donated 7 quilts for Quilt for a Cause, 27 quilts & 7 clothing protectors for St Luke's, 16 quilts for TMC Kids, 1 quilt for TMC Vets, 85 quilt blocks for Perkiomen Valley Blocks (quilts were being made from donated blocks for victims of the fires in CA). So in 2019, 18 quilts and 3 clothing protectors for St Luke's, 1 quilt for TMC Hospice, 5 quilts for TMC Kids, 4 quilts for Project Linus, 16 quilts for TMC Vets

#### **Quilts of Valor Bee – Char Gasker**

30 quilts in 2018 and 10 quilts in 2019 were awarded to AZ veterans through the Quilts of Valor Foundation State Coordinator

#### **Material Girls – Cindy Huff**

24 quilts in 2018 to Prince Elementary, 125 E Prince Rd, Tucson

#### **East Side Quilt Bee – Vicki Moore**

1 quilt to Veterans, 3 quilts to Project Linus, 1 quilt to Quilts of Valor, and 9 quilts for a local church by member.

#### **1492 Bee – Lisa Fryxell**

1 large quilt for the library

#### **Northwest Needlers Bee – Evelyn George**

From February 2018 to July 2019, the Northwest Needlers donated over 50 quilts and dozens of other items directly to several charities (in addition to some donated to the Guild). \*

*Continued on page 8...*



## MORE GUILD NEWS

*Continued from page 7...*

February 2018, 3 *Winter Birds* wall hangings donated to Quilt For a Cause, used as sample quilts for the QFaC Happy Birds pattern, 1 red and white twin quilt, Ruby Anniversary show entry donated to QFaC, 1 Jewel Tones twin quilt donated to QFaC, 1 Southwest Row by Row wall hanging, show entry donated to QFaC.

May 2018, 20 Kid's Quilts were donated to Keeling Elementary School for student award ceremony (underprivileged kids rewarded for "most improved").

August 2018, 1 Christmas Soup quilt, 2 small wall hangings, butterfly theme, 2 table runners, 6 mini wall hangings, applique samples to QFaC for Christmas in July at Tucson Botanical Gardens and 1 raffle quilt was donated to Tri Cities Food Bank.

September 2018, 42 drawstring bags donated to Casa de Los Niños for care packages.

July 2019, 20-25 patriotic quilts donated to VAMC for VA Home, 3 twin size quilts donated to Youth on Their Own, 1 wall hanging donated to QFaC.



*\*The Northwest Needlers have also continuously donated quilts, pillow cases, stockings, etc. to Tucson Quilters Guild's Quilting for Others, and quilts for the small quilt auction at the show, over the last 25 years.*

### **Saddlebrooke Quilt Club – Evelyn George**

2019 donations – 26 adult quilts, 63 baby quilts, 26 stuffed animals wrapped in quilts, 23 placemats, 9 Mug Mats.

### **Northeast 9 Patchers – Janice Jones**

37 pieces to QFaC, 1 to Answers for Life Pregnancy Center, 2 to Quilt for a Cause plus another 20 donated by individual members, 125 pillowcases to Gospel Rescue Mission.

## 2 OF A KIND QUILTING

Cara Campbell  
(520)490-7484

Nancy Ferreria  
(515)778-4421

## PANTOGRAPHS EDGE TO EDGE CUSTOM QUILTING SPEEDY TURN AROUND

10203 E Calle Estrella Clara,  
Tucson, AZ 85747

10467 S. Boothill Way,  
Vail, AZ 85641



**The Arizona Quilt Study Group invites all interested persons to its Regional Quilt Study Day in Sun City, AZ on November 9, 2019.**

Featured speakers include Leah Zieber presenting a lecture and textile viewing, a session on "Fancy Feathers: The History and Variations of the Princess Feather Block," and member's "Confessions of a Quilt Collector."



The day includes sales tables with quilt related items. If you are coming from a distance that suggests an overnight stay would be desired, you might want to come early enough on Friday to visit the Heard Museum's "Grand Procession: Contemporary Plains

Indian Dolls from the Charles and Valerie Diker Collection." The dolls come from the largest private collection of its kind. <https://heard.org/exhibits/grand-procession/> No special arrangements have been made with hotels. There are many convenient to the meeting can be found in the Sun City, Sun City West areas and just east of Bell Road at the Loop 101, near the Peoria Sports Complex and Arrowhead Mall.

Check the Arizona Quilt Study Group Website at <http://www.azquiltstudygroup.org/november-9-2019.html> for more details, location, and to register.



# MORE GUILD NEWS



## ARIZONA QUILT DOCUMENTATION PROJECT

September 2019

Tucson Region

By Sue Franklin

Sue Franklin began with comments regarding financial charges for the group to use Ellie Towne Community Center to document quilts. Currently, there is no cost, but beginning in May, 2020, there will be a charge of \$15/hour.

Terry noted that PCmatic retunes a computer much better than Norton, per her husband, Jim, who is a tech expert.

Peggy will be in Washington DC with the Migrant Quilts, November 9 (the next Public Documentation day) and is looking for a replacement photographer, possibly Carolyn Moser.

Sandy Woods offered the following Continuing Education on Amish Quilts.

### ***Amish Quilts***

The Amish began immigrating around the mid 18th century from Switzerland, Germany and France. They did not bring quilts or quilting know-how with them. Within a century and a half, Amish women began making quilts. The when, why and how they started piecing and quilting remains unknown.

There are nearly 1,800 Amish communities across the United States. They are known for living a simple lifestyle, free from technology and away from modern society. People in Amish households prefer to focus on religion community and family, which is why most Amish communities don't have autos telephone inside their home or electricity. Amish quilt making

history reflects the simplicity and frugality of the Amish culture.

Amish quilts came into existence around the 1870's. Before that, the Amish were still using German featherbeds as their bedcovers. Early Amish quilts were made from pieces of fabric left over from garments made for members of the family. Amish women made the fabric from hemp, flax or wool which they spun into yarn and then wove into cloth. They then dyed the fabric with natural pigments. Early Amish men wore mostly black, and women wore dark colors of purple and green.

Quilt making likely began in earnest after Amish settlers founded new communities in western outposts, rather than originating in eastern Pennsylvania and transplanting with quiltmakers to new communities. The number of existing dated quilts from the late 19th and early 20th centuries increases right along the growing Amish population. When Amish women began making quilts, the group's population was quite small; accordingly, a mere 25 quilts have dated inscriptions prior to 1890. In 1900-the earliest year with reliable population estimates-there were only 4,800 Amish scattered among fewer than twenty settlements stretching from eastern PA to as far west as OR.

Early Amish quilts, called wholecloth quilts, were usually made of only one color-

sometimes with just a single layer of fabric placed over the top-with decorative quilting patterns. Early Amish quilts, made for bed coverings, often contained fewer patterns but became even more detailed and elaborate as the years went on. Amish quilts eventually evolved until they had various shapes cut out, pieced and sewn on top of a layer of fabric.

Quilting became an important activity for Amish women. Quilting circles became social gatherings where women would meet to sew together and discuss homemaking and other community news. These gatherings were a source of entertainment for Amish women. They also provided and opportunity to talk with the younger Amish girls and teach sewing techniques to them.

In the early days, quilts were sewn exclusively by hand. Later, women sewed both by hand and with a foot-powered sewing machine run by a treadle. The piecing for the quilt top is usually sewn together with a machine, but quilting is always done carefully by hand. Amish women still use non-electric sewing machines powered by generator, gas or foot.

The quilt patterns often told stories about the women who quilted them: their beliefs, emotions and events that were going on in their lives. Quilting became a means of expression, which was acceptable to the Amish community since the actual

*Continued on page 10...*

*Continued from page 9...*

creation of a bedcovering was a practical task. These beautiful patterns were created without the influence of the outside world—no TV, magazines or knowledge of modern fashion, style trends or culture.

Typical Amish quilts usually have a dark background of black, blue, purple or dark red with splashes of bright, solid color. Early Amish quilts consisted of mostly solid material, as printed fabric was deemed too fancy. Classic Amish quilts often feature quilting patterns that contrast with the plain background. The color combinations used in a quilt can help experts determine the community in which the quilt was produced. Modern Amish quilts feature a variety of both solid and printed designs and more updated styles.

The beautiful patterns found on Amish quilts were not only created from the fabric shapes, but also the quilting stitches put in place to hold the quilt layers together. Popular Amish quilting patterns can be seen in the shapes of feathers, swirls, diamonds, vines, wreaths, flowers and grids. Many popular patterns are frequently seen in Amish quilts. The names of quilting patterns differ according to region and culture.

*Double Wedding Ring:* It was frequently seen in the decorative objects of German settlers who settled in PA. Usually given to newly wedded couples to celebrate their marriage.

*Dresden Plate:* This pattern is frequently seen in baby quilts.

*Log Cabin:* It is said that this pattern was inspired by that

which occurs when land is cultivated.

*Star of Bethlehem:* It is one of the most beautiful, elaborate and commonly seen quilt patterns in Amish design. It is also one of the oldest.

*Sunshine and Shadow:* It is suggested that this specifically Amish pattern represents their belief in the importance of balance in life.

The colors and types of materials used in Amish quilts of the past varied by the community. Some allowed lighter colors to be used while others deemed them unacceptable. The colors and patterns used in Amish quilting were usually discussed and agreed upon within the community, often with the involvement of the Bishop. Styles that some communities accepted were not okay in others.

Though American culture has changed considerably over the years, Amish culture has remained relatively unchanged. Therefore, their expert quilting techniques have remained unchanged. Amish quilts are even more beloved today due to the reputation the Amish have for expert craftsmanship, attention to detail and hard work.

Quilting and Amish quilts in particular, gained newfound popularity after the 1976 bicentennial. This event saw a revival of all things from the past and Americans beginning to embrace their heritage. Quilting has once again become popular, and it continued to grow in popularity ever since. In 2017, the quilting industry boasted a work of \$3.7 billion. Marketing has played a major role in the

popularity of the Amish quilts and quilting.

Amish quilts became a must-have item for fans of the pop-art movement and those living the city. In fact, there are stories of Amish quilts being stolen right off of clotheslines by city folk who were desperate to own a piece of Americana. At this point, Amish women began to open their homes and sell their fine quilts to the public. The quilting styles of this time began to change, with modern designs reflecting brighter styles and bolder patterns.

Though Amish quilts are seen as beautiful works of art, the Amish communities remain humble. To view their quilts as forms of art would be to show egotism, which is shunned in Amish culture. Instead, Amish communities allow their quilts to be sold to outsiders to help sustain their intimate communities.

Quilting is still an integral part of Amish culture today, with special quilts being made for special occasions within their community and to signify events such as weddings, births, and friendships. They are also seen as precious family heirlooms to be passed down throughout the generations.

Four quilts were documented:

- ♦ Linda Lucas; Grandmother Olives Quilt hand quilted
- ♦ Sue Franklin; Bonnet Babies, Crib Coverlet circa 1920
- ♦ Marguerite Hepner; Primitive Garden, to be donated to Quilt for a Cause
- ♦ Sue Franklin; Star Struck, hand quilted, purchased from Quilt for a Cause, Guild show, 2019

# TUCSON QUILTERS GUILD BEES

## EASTSIDE

### 1492 BEE

Lisa Fryxell – (575) 590-5472  
Columbus Library  
4350 E 22nd Street  
1st Monday, 10 AM to 2 PM  
OPEN to new members

### EASTSIDE QUIET BEE

Vicki Moore – 748-7219, 241-7290,  
or [vmoore7331@hotmail.com](mailto:vmoore7331@hotmail.com)  
Ask Vicki for location  
1st Thursday, 6:30 PM  
OPEN to new members

### HIMMEL QUILTERS

Ruth Campbell – (520) 792-1639 or  
[sruthie@cox.net](mailto:sruthie@cox.net)  
Himmel Park Library  
1035 N Treat Ave  
3rd Wednesday, 6 – 8 PM  
OPEN to new members

### NORTHEAST 9 PATCHERS

Janice Jones –  
[tomjan620@msn.com](mailto:tomjan620@msn.com)  
Members Homes  
1st Friday, 9:30 AM  
CLOSED to new members

### PACIFIC RIM QUILTING BEE:

Shelby Meyer –  
[shelbymeyeraz@cox.net](mailto:shelbymeyeraz@cox.net)  
The Quilt Basket  
6538 E. Tanque Verde #130  
1st Tuesday, 10 am  
OPEN to new members

### SIESTA BEE

Shellie Whitman – (520) 850-0810  
Members homes  
3rd Tuesday, 1 – 4 pm  
CLOSED to new members

### SUNSET BEE

Char Gasker – [cgasker@gmail.com](mailto:cgasker@gmail.com)  
Members homes  
CLOSED to new members

### TUCSON ART QUILTERS:

No contact person at this time  
Eastside City Hall  
7575 E. Speedway,  
3rd Wednesday, 10 am – Noon  
OPEN to new members

### UFO BEE

Mary Meserve –  
[dragonquilter54@gmail.com](mailto:dragonquilter54@gmail.com)  
The Quilters Market  
7601 E Speedway Blvd  
Every Tuesday, 9 – 11:30 am  
OPEN to new members

## NORTHWEST

### MATERIAL GIRLS

Cindi Huff – (623) 225-6109 or  
[quilteronthego57@gmail.com](mailto:quilteronthego57@gmail.com)  
members homes  
1st & 3rd Thursdays, 1 – 4 pm  
BY INVITATION ONLY

### MONA LISA BEE:

Denise Withrow (520) 429-3936  
Foothills Community Church  
3301 W Overton Rd  
3rd Monday, 9:30 – 11 am  
BY INVITATION ONLY

### PICTURE ROCK BEE:

Denise Withrow – 429-3936  
Members homes  
1st Monday, 1:30 – 3:30 PM  
INVITATION ONLY

### PIECEPATCHERS:

Evelyn George – [quilter4ever@cox.net](mailto:quilter4ever@cox.net)  
Members homes  
Ask Evelyn  
CLOSED to new members  
**NORTHWEST NEEDLERS:**  
Evelyn George – [quilter4ever@cox.net](mailto:quilter4ever@cox.net)  
Where: Members homes  
When: verify  
CLOSED to new members

## SOUTHWEST

### MONDAY NIGHT QUILTERS:

Marie Morris – 403-6208, 623-0123,  
or [mimawsquilting@hotmail.com](mailto:mimawsquilting@hotmail.com)  
GracePointe Church  
2555 W Valencia Rd.  
3rd Monday, 6:30 – 8 pm  
Sept – Nov and Jan – March  
OPEN to new members

## GREEN VALLEY

### NORTH OF THE BORDER:

Babs Phillips – 393-6557  
Ask Babs for Location  
Every Thursday - 9:30 AM – Noon  
OPEN to new members



## BEE KEEPER

Elizabeth Sonnenfeld,  
[epsonnenfeld@gmail.com](mailto:epsonnenfeld@gmail.com)



# TUCSON QUILTERS GUILD BASICS

The mission of the Tucson Quilters Guild is to perpetuate the art of quilting, encourage the practice of quilting, and to stimulate interest in this art form.

<b>Who:</b>	All Members
<b>What:</b>	<b>Business Meeting</b> —First Wednesday of every month in the Church Classroom. <b>General Meetings</b> - Second Wednesday of the month in the morning or the Tuesday evening preceding the second Wednesday - in the Parish Hall.
<b>When:</b>	<b>Business Meeting</b> – 9:30 AM ~ 10:30 AM <b>General Meetings:</b> Tuesday Evening –7:00~9:30 PM Wednesday Morning –9:30 AM~12:00 PM
<b>Where:</b>	St Frances Cabrini Church 3201 E. Presidio Near Fort Lowell and Country Club
<b>(How):</b> Parking	Guild members are asked to refrain from parking in the spaces in front of the Parish office; the Church wants these spaces to remain open for Church members who have business to attend to in the office. This is the small building to the east of our meeting room. <b>PARKING NOTICE:</b> Tuesday evening attendees: The Church's Family Classes are in session again, so PLEASE DO NOT PARK IN THE FRONT LOT. Use the side or back lot.
<b>Why:</b>	Come to get involved with all aspects of the Guild, to make new friends, learn new quilting skills, share, but most of all, to have <i>FUN</i> .
<b>Cost:</b>	Members – \$30/year (due in March) Guests – \$5/meeting

## USE OF CAMERAS AT GUILD MEETINGS

Due to copyright concerns, photos may be taken before the meetings, during the breaks, and after the meetings.

No photography or videos will be permitted during the guest speaker presentations.

## SHH-HH PHONE APP FOR TQG MEETINGS

<http://shushapp.com> The shush app allows you turn the volume of your ringer off for whatever amount of time you want. At the end of that time your phone's ringer will be turned on again. It is handy for those of us who forget to turn on the ringer again.

## TQG MEETINGS ARE FRAGRANCE FREE

Please remember to be kind to fellow members with allergies to scents and perfumes. Please attend the meetings fragrance / perfume free. It means another member can attend.



Tucson Quilters Guild has a Facebook Group!

Join our online group and share your quilts, share tips and techniques, and ask questions.

[www.facebook.com/groups/1932751600172283](http://www.facebook.com/groups/1932751600172283)

## Newsletter Deadline:

Submission deadline for the October Newsletter is Tuesday, September 17. Please send you articles/ads to the Newsletter Editor at [newsletter@tucsonquiltersguild.com](mailto:newsletter@tucsonquiltersguild.com).

## TQG BOARD AND COMMITTEES

President	Karen G. Fisher	<a href="mailto:president@tucsonquiltersguild.com">president@tucsonquiltersguild.com</a>
Vice President	Connie Rank-Smith	<a href="mailto:vp@tucsonquiltersguild.com">vp@tucsonquiltersguild.com</a>
Secretary	Francie McMillian	<a href="mailto:recsecretary@tucsonquiltersguild.com">recsecretary@tucsonquiltersguild.com</a>
Treasurer	Marie Morris	<a href="mailto:treasurer@tucsonquiltersguild.com">treasurer@tucsonquiltersguild.com</a>
Endowment/ Donations	Betsy Boatwright	
Membership	Barbara Heiman	<a href="mailto:membership@tucsonquiltersguild.com">membership@tucsonquiltersguild.com</a>
Member at Large, Evening	Kim Votava	
Member at Large, Morning	Shellie Whitman	
Programs Co-Director	Joline Albaugh	
Programs Co-Director	Hester Rodgers	
2020 Quilt Show Co-Director	Kate Verbeke	
2020 Quilt Show Co-Director	Pamela Golliet	

Bears	Joyce Bott	
Bees	Elizabeth Sonnenfeld	
Education	<i>OPEN</i>	
Finance	<i>OPEN</i>	
Guild Pins	<i>OPEN</i>	
Guild Publicity	<i>OPEN</i>	
Historian	Joyce Harrison	
Library	Janet Chumbley	<a href="mailto:library@tucsonquiltersguild.com">library@tucsonquiltersguild.com</a>
Newsletter	Pilar Dougall	<a href="mailto:newsletter@tucsonquiltersguild.com">newsletter@tucsonquiltersguild.com</a>
Pattern of the Month	Val Hintze	
Quilt-a-Thon	Hannah Clark / Jo Hulse	
Quilting for Others	Kathryn Wald	
Raffle Quilt 2020	Denise Withrow	
Record Keeper	<i>OPEN</i>	
Website	Pilar Dougall	



## PATTERN OF THE MONTH SEPTEMBER 2019

### “Old Trucks”

A Design by Val M. Hintze

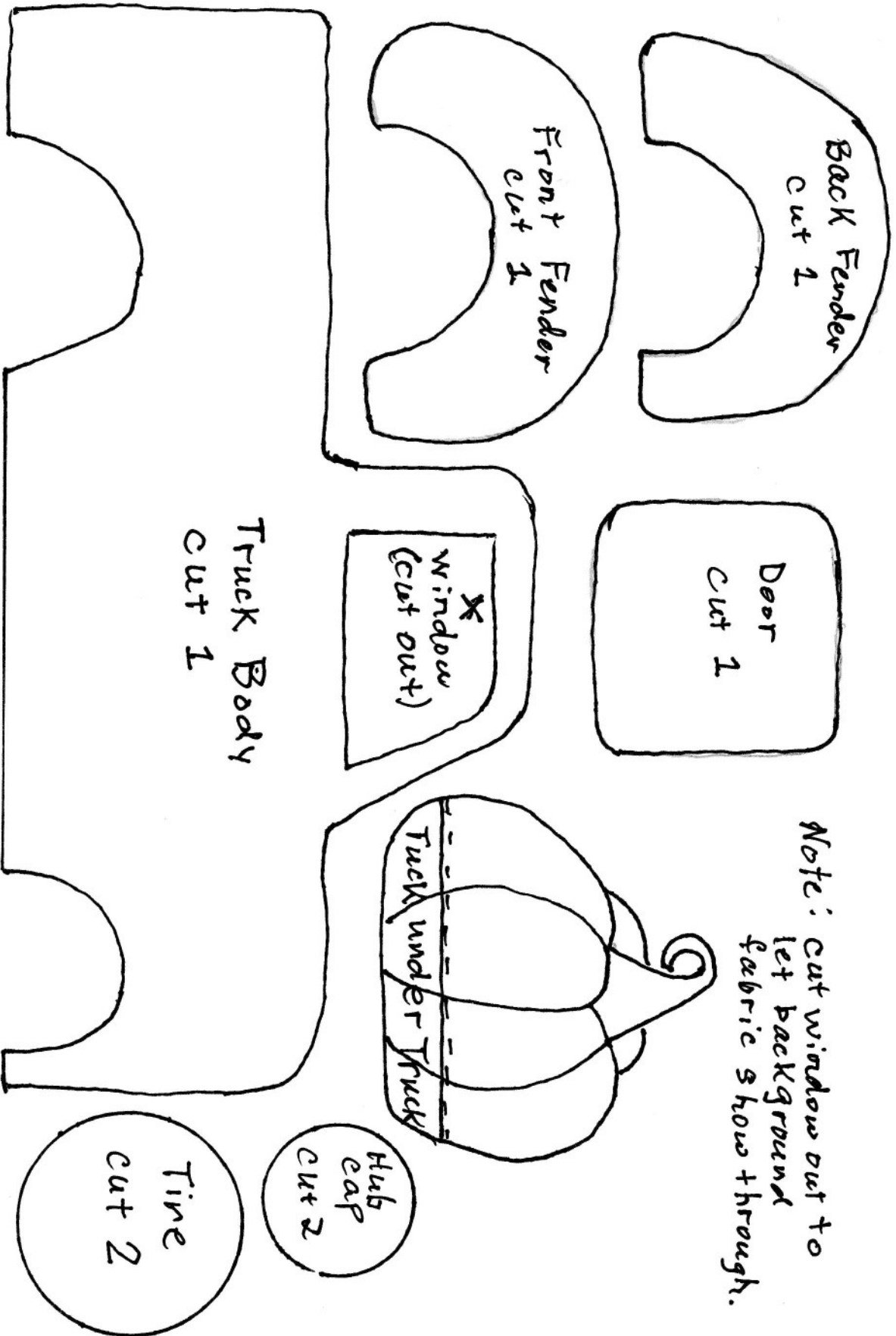
This is a give away block. Turn blocks in to me at the Sept & Oct meetings. We'll draw names at the Tuesday PM and Wednesday AM member meetings in October to announce winners of the blocks.

While living in Virginia my husband commuted on I-66 to Fairfax. Shortly after Paul bought a new truck, one afternoon his boss' car stalled. They attached a rope and started off. But, while pulling onto the highway, Paul needed to stop to let a car pass. His boss didn't notice in time to brake and bumped into Paul, leaving the first scratch on his new truck. George apologized then said, "Now you can call it DOT." Paul laughed as George added, "after you get the first scratch or dent on a truck, you can relax because now it's just a Damned Old Truck!"

If you've had a DOT in your life you'll enjoy making this block. If it isn't perfect, even better to show the life and character of old trucks. I used iron-on fusible bonding on the back of my pieces then raw-edge appliqued my DOT to a 8" x 10" background using machine stitching to finish the edges. (If you prefer hand applique with edges tucked under you'll need to add 1/4 inch to each of the pattern pieces.) Pattern on page 13.








# QUILT LUMINARIUM

BY RICKY TIMS




**A comprehensive quilt symposium**  
that demystifies seemingly complex concepts,  
teaches mastery of unique techniques, and harnesses  
the power of the ever-elusive muse of creativity

- ✦ Educational
- ✦ Entertaining
- ✦ Creative
- ✦ Inspirational
- ✦ All-Inclusive
- ✦ Enlightening
- ✦ Emotional
- ✦ Pacing
- ✦ No Secrets




[QuiltLuminarium.com](http://QuiltLuminarium.com)

# Topics



## **Improvisational Patchwork**

Learn to quilt “caveman style” without templates, measuring, math, patterns, or quarter-inch seams! Entire quilts or portions of quilts can be made improvisationally.



## **Amazing Appliqué**

Learn scribble appliqué, outline appliqué with blanket stitches, and bobbin outline appliqué. Includes thread weight, fiber content, and needles.




## **Precision Patchwork**

Discover innovative piecing techniques, and no-pins curved piecing methods that are actually easier and more accurate than using traditional 1/4” seams!




## **Color Theory for Quilters**

Learn to choose color with confidence. Color is both wonderful, mysterious, and often confusing. The lessons on color will teach you easy color concepts and theories.




## **Design and Composition**

The lessons on design and composition are practical and shown in relationship to quilts. This is presented in a fun way using live musical performance to show the similarities of music and art.




## **Specialty Techniques**

Learn a variety of specialty techniques including perfect decorative stitch circles, couching techniques and more.




## **Rhapsody Quilts**

Learn how to design your own, original Rhapsody quilt. It’s a lot easier than you might think!




## **Quilting the Quilt**

Quilt Luminarium covers: Basting, marking, threads, tension, trapunto, bobbin quilting and a variety of finishing techniques including birthing, facing, piped bindings, and decorative bindings.



## **Convergence Quilts**

From Ricky’s best selling book, these quilts are unbelievably quick, easy, and fun. Ricky shows you the magic behind these addictive innovative pieces.




## **Embroidered Elegance**

There are a variety of ways to use both hand and machine embroidery to embellish and enhance your quilt. Most are easy, and oh so effective!



## **Digital Photo Quilts**

Learn the tools and methods Ricky uses to transfer photos to fabric. There are many wonderful options for creating beautiful digital photo quilts.



## **Hand-dyed Fabric Basics**

The most requested topic is here! Ricky covers the basics of hand-dyeing fabric using Procion MX fiber-reactive dyes. Included are care instructions, resources, and safety.



**Vintage Quilt Turning 2020  
Entry Form**

(Please print clearly)

Name: \_\_\_\_\_

Guild Member # \_\_\_\_\_ Home Phone # \_\_\_\_\_ Cell # \_\_\_\_\_

Address \_\_\_\_\_

City \_\_\_\_\_ State \_\_\_\_\_ Zip \_\_\_\_\_

Email \_\_\_\_\_

**Quilt Information - Please tell us what you know about your quilt**

Quilt Pattern Name \_\_\_\_\_

Date made (approximate) \_\_\_\_\_

Reason for making \_\_\_\_\_ (baby gift, wedding, etc)

Made by \_\_\_\_\_

Relationship to guild member \_\_\_\_\_

Acquisition or purchase date \_\_\_\_\_

Quilt Style (check all that apply): crazy \_\_\_\_\_ appliqué \_\_\_\_\_ pieced \_\_\_\_\_ whole cloth \_\_\_\_\_

embroidery \_\_\_\_\_ Other (please describe) \_\_\_\_\_

hand pieced \_\_\_\_\_ machine pieced \_\_\_\_\_ hand quilted \_\_\_\_\_ machine quilted \_\_\_\_\_ tied \_\_\_\_\_

Quilt Dimensions: \_\_\_\_\_ inches by \_\_\_\_\_ inches

Member Name \_\_\_\_\_

Briefly tell us what you know about your quilt, particularly its history, how it came into your possession and pertinent human-interest information:

Please staple two 4" x 6" photos (on photo paper without borders) to the upper left-hand corner of your application. One photo should be of the entire quilt and the second, a close-up of a section of the quilt. Put your name, guild member number and quilt pattern name on each photo. **Photos will not be returned.**

Our goal is to show quilts of varied periods and styles so we may not be able to use all quilts submitted. We want to show both "best" and "utility" quilts. You will know by January if your quilt is selected.

Please send applications (with the attached photos) to Kathie Miller at 2530 N. Summit Dr., Tucson, AZ 85745. You may also submit them at the October Guild meetings to committee members, Eileen Mechling, Sheryl Verts or Kathie. Applications are due by December 1, 2019.