




Pattern of the Month - March 2017


"Make it in Red and White"

By Evelyn George


We've just celebrated a year of making beautiful quilts, and enjoying them at another spectacular quilt show, and of course now it's time to start planning for the next one -- and this time it's extra special -- our 40th quilt show! Since the 40th is traditionally the Ruby Anniversary, the show committee has issued a Red and White Quilt Challenge. So, what will you make? I thought I would look back over the years of designing Block of the Month / Pattern of the Month for the Guild and revisit some of our past block designs, and perhaps inspire you to look for a block you like and then make it look spectacular in red and white. (There are over 150 simple patterns in the old newsletters and on the TQG website.) For the illustrations below, I've given the block name and referenced the newsletter issue it's in; just click on that newsletter link to find the block pattern; then make as many blocks as you like -- in red and white, of course -- and arrange as you wish. These are just a few ideas:




Dancing Shoos - BOM April 2007
(in March 2007 newsletter, p. 7)




OR




Sand Rubies (on point) - BOM June 2008
(in May 2008 newsletter, p. 7)



Pinwheel Play - BOM February 2010
(in January 2010 newsletter, p. 7)



Sweetheart Star - BOM Feb. 2011
(in January 2011 newsletter, p. 7)



Tortillas y Frijoles POM June 2012
(in June 2012 newsletter, p. 9-10)

Remember to pre-wash red fabrics separately before cutting them for a red and white quilt!