




Pattern of the Month - September 2016


By Evelyn George

How to Make a Better 4-Patch


Basic 4-Patch units are found in so many quilt block designs! Here are some little tricks to make it easier to get perfectly matched seams and make the blocks nice and flat so your top will be easier to quilt. "Clockwise pressing" can really help seams match -if you haven't tried this yet, you'll be glad you learned it!



First, when joining light and dark squares, the *initial seams must be pressed toward the dark*. Then, when joining the 2 light/dark pieced sections to make a 4-patch, position *dark squares in lower left and upper right* positions, like this →



Since seams are pressed to the dark, they now go in opposite directions, so they are easy to match. Flip the right hand section back onto the left hand section, as in turning a page. Now they are right sides together and the two seams butt up against each other and get pushed together, not apart, as you stitch. Use fingers to feel the "match" and hold it as you stitch, and you may not even need to pin.

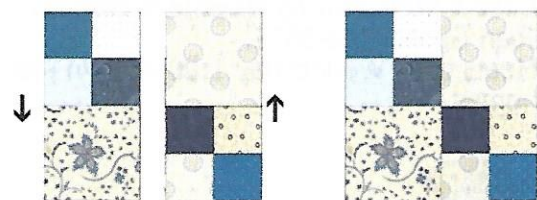


Turn the 4-patch over, and from the back side, use your fingers to open up and flatten out the center joint (clip a stitch if necessary), fanning and pressing all the seams into a *clockwise rotation*. Press from back first, then front. *(Now, half of the seams are pressed to the light; and that's how it needs to be.)*



back side

To make a Double 4-patch block (shown at right), press seams toward *plain* squares, and position like this→ with the *plain squares at lower left and upper right*. Assemble the block, then on reverse side, clip the connecting stitch (if you chain pieced them) and flatten out the center joint and fan the seams *clockwise*, as you did for the smaller units.



Double 4-Patch

Whenever possible, press all your 4-patch seams clockwise; then when joining into blocks and rows, the seams will all butt together perfectly. *(However, if some are pressed clockwise and some counter-clockwise, it won't work; there will be bulky spots and seams will be harder to match and harder to quilt.)*

Coming Next Month: A 4-Patch Quilt!