



**Pattern of the Month - April 2016**  
**"Old Pueblo"** by Evelyn George

By April, Spring has fully blossomed in the Old Pueblo! This 9" Southwest style block can be made in fabrics for Spring, or your favorite desert season. They can be arranged in a variety of ways to make a very pretty quilt. Directions given for a single block, with suggestions for using strip sets if you're making a whole quilt.

**Cutting**

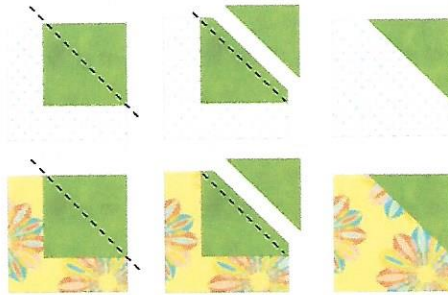
Light - cut one 5" square and 2 each: 2" x 3½"; 2" squares

Medium - cut one 5" square and 2 each: 2" x 5"; 2" x 3½"; 2" squares

Dark - cut two 3½" squares

**Unit A**

Align a 3½" dark square on top of one corner of a 5" light square, **right sides together**. Stitch diagonally across the corner, as shown (you can draw a line first if you wish, then stitch on the line).



Trim away the corner, leaving a ¼" seam allowance.

**Unit A's** ↑

Lift up the dark piece and press toward corner, pressing seam allowance toward corner. (Trim if needed, squaring up to 5".)

Repeat with a 3½" dark square and the 5" medium square.

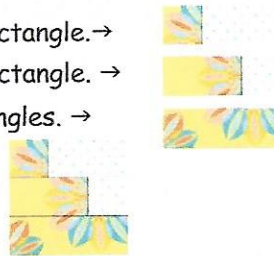
**Unit B**

Stitch each medium 2" square to a 2" x 3½" light rectangle. →


Stitch each 2" light square to a 2" x 3½" medium rectangle. →

Arrange as shown, adding the 2" x 5" medium rectangles. →

Stitch together to make **two** identical **Unit B's** →



**Old Pueblo Block (a 4-patch)**



Arrange the two Unit A's and two Unit B's with lights, mediums and darks positioned as shown, to make the Old Pueblo block. Sew together into two rows, and join the rows to make the block.

To make 48 identical blocks for a quilt (~60" x 78") like the 2 shown at middle right, the pieced sections of Unit B can easily be made from 2" and 3½" WOF strips made into strip sets, then cross-cut into 2" sections. Each strip set yields 20 sections, enough for 10 blocks. So you would need to make 5 strip sets **each** of 2" x WOF medium + 3½" x WOF light; **and** 2" x WOF light + 3½" x WOF medium, for 48 blocks. (Note: The quilt at lower right uses only two fabrics, light and dark.) →

