



## Pattern of the Month - March 2016

By Evelyn George

### Celebrate National Quilting Day!



Saturday, March 19 is National Quilting Day! It was started in 1991 by the National Quilting Association; the new coordinator is The Quilt Alliance (<http://www.allianceforamericanquilts.org/>). Celebrate by making a quilt! Whether it's for someone special, for yourself, or one you'll donate, there's no better way to unite in spirit with other quilters! Maybe you'll start the new "Summer


Surprise" Mystery Quilt on the website, or a new pattern you've been waiting to try! Here are a few more ideas for ways to celebrate—you'll surely find something quilt-y to do, on our very own national holiday:

Visit your favorite quilting blogs to see what they're doing to celebrate National Quilting Day, or look for ideas in books or magazines. Visit your local quilt shops for inspiration, classes, and of course, supplies!

Go to a quilt show, or spend the day quilting with a friend. Make a pillowcase, stocking or quilt for charity (pick up free kits and patterns from Quilting for Others).


Make some scrappy blocks with your leftover fabrics, or those you don't have a plan for otherwise. Sew them into a quilt to give. Make your orphan blocks into table runners, wall hangings, etc. You'll have a head start on gifts.

Start a new quilt, or design one; or help a friend with hers. Finish a UFO.



Clean out your sewing room and donate unwanted fabrics to someone who can use them. Donate a quilt to charity.

Take out your favorite quilt and give it a hug! Make a label for it, or for another quilt that needs one. Plan to get your quilts documented.



There are *hundreds* of free patterns for blocks, quilts and other projects on your Tucson Quilters Guild website (user name and password are on the back of your membership card), plus a new one every month, in the Pattern of the Month section. (*Hint: Before 2012, there was a quilt block pattern in each month's newsletter; many of those are still on the website.*)

Here are just a few of our old favorites and which issue to find them in --just click on the month and a pdf of the newsletter will open up; you can then print just the page with the pattern on it:

Baby Elephant - Jan. 2005 p. 7

Santa Cruz Star - March 2005 p. 4

Autumn Leaf - Sept. 2006, p. 7


Scrapbusters technique - May 2007, p. 7

Old Pueblo Star - Feb. 2008, p. 10

Scrappy Little House - Oct. 2009, p. 7

Best Friends Star - December 2010, p. 7

Spring Chicken - March 2011, p. 7



and lots more! Browse through the old newsletters -- you may find inspiration for your next quilt! Congratulate yourself on being a quilter and a Tucson Quilters Guild member, and invite a friend to the next meeting! We have a lot to celebrate. We are approaching our guild's 39<sup>th</sup> Show, in 2017; and in 2018, there will be a Ruby Anniversary theme for the 40<sup>th</sup> (be thinking about that for your 2018 entries). This month, our guild celebrates ten years of evening meetings! And I'm celebrating 14 years of designing monthly patterns for you. How time flies when you're having fun quilting ...!

----Pi Day of the Century -Did you know 3.14.16 is the *only* Pi day of this century? Celebrate on March 14 by eating Pie, of course, or by making a Pie Quilt (see Pie Crust template on the website, under Block of the Month November 2011; or go to the October 2011 newsletter for the Block of the Month called "Mama's Pie").

