



THREAD TALES

from TQG

NOVEMBER PROGRAM—SUSIE WEAVER

Living in Tucson, Susie has become a national teacher, award winning quilter, designer and publisher. Winning Best of Show in 2004 at the Tucson Quilt Fiesta as well numerous ribbons at other venues, Susie is known for her traditional style quilts that she takes to perfection. Joining the Tucson Quilters' Guild in 1994, she has been an active member chairing the Block of the Month, Co-chairing the Quilt Show in 2000 as well as other volunteer positions. In addition, Susie has volunteered with Quilt for a Cause since its inception in 2006 donating as well as participating in the auction itself. Primarily known as a teacher, she has taught from Alaska to Wisconsin always adapting her classes to challenge and bring out the best in each student. She builds students' self-confidence with the correct application of skills and proper use of tools. In addition, Susie has self-published fifteen patterns, two of which have been recognized in national publications. One of her quilts appeared in the 2007 calendar of the American Quilt Society.

<http://www.susieweaverquilts.com/>



NOVEMBER Calendar

Business Meeting:
Wed., November 7, 9:30 am

General Meetings:
Tues., Nov. 13, 7:00 pm
Wed., Nov. 14, 9:30 am

Newsletter Deadline:
Submission deadline for the
December Newsletter:
Wed., November 21

Articles should be sent to
Newsletter Editor
newsletter@tucsonquiltersguild.com

**2019 Quilt Fiesta! Show
Committee—Friday,
November 16, 10 am** at
the police station on the
NW corner of Alvernon and
22nd Street. **All are welcome.**

THREAD TALES from TQG

President's Message 2

Destash Sale 2

Bears 3

TQG Deadlines 3

TQG Volunteer Opportunities 4

Meet a Member 5

President's Challenge 6

2018 Quilt Fiesta 7-11

Future Programs 12

For Sale 13

Bees 14

Library 15

Assoc. Organizations 15-16

Meeting Place Info 17

TQG Board 18

Pattern of Month 19—20



DESTASH SALE IS IN NOVEMBER!
Remember to bring cash
(small bills).
Details on page 2.


DE-STASH SALE NOVEMBER 13th and 14th, 2018!!

The November meeting will be LOTS of Fun. Not only do we have a great speaker but the De-Stash Sale will be taking place. **The sale will take place one hour before the meeting, during the break and for an hour after the November 13th and 14th meetings.**

Shoppers *PLEASE* remember to bring small bills, the Vendors won't be taking credit cards.

Vendors – The doors will open at 5:30 pm on Tuesday and 8 am on Wednesday for set up. Please be ready to “open shop” an hour before the meetings start and have change available.

The tables will be full of quilting goodies and craft items made by our members. This is a great chance to get a start at Holiday Shopping.



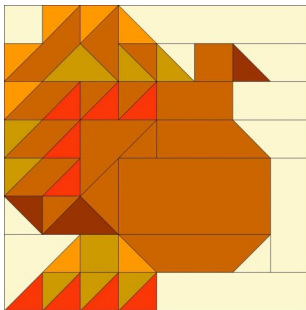
Happy Shopping!

PRESIDENT'S MESSAGE

Dear Tucson Quilters,

I wanted to let you know that I discussed the possibility of scheduling the occasional evening workshop to allow members who work during the day or otherwise prefer evenings (e.g., me) to attend some workshops. I have asked our program team, Hester Rodgers and Joline Albaugh, to look for the first opportunity to do this. This may not happen immediately since speakers book many months in advance, but we will make it happen as soon as we can.

Also, **please sign up to work the show.** We need helpers for the following:



Wednesday, February 20: hang pipe and drape (contact Barb Heiman)

Thursday, February 21: hang quilts (contact Cathy Zimmer or Chris Nelson)

Friday through Sunday, February 22, 23, or 24: do a hostess job at the show. Contact Joline Albaugh or follow links in an email from Joline to sign up online.

Also, please do your part in buying and selling tickets for our opportunity quilt.

Remember that the show provides a significant portion of our operating funds every year. This allows us to bring nationally known speakers to our guild meetings and to offer workshops to you at greatly reduced prices. Your help in making the show a success is essential to the overall health of the Guild.

Elaine Romanelli president@tucsonquiltersguild.com
President, Tucson Quilters' Guild


BEAR NEWS

Hear yea—Hear yea quilters one and all - we need your help to make a child's Christmas morning a little brighter.

Dressed bears are due by **the November meeting** We do have a wonderful selection of donated quilts to complete the outfit, if you don't have time to make a matching quilt.

Note: those that have dressed a bear and turned it in, but didn't sign the list, please let me know. Thank you so for those wonderful bears, quilts and outfits that have been turned in.

Joyce Bott and Diane Bach
Joyce Bott, Chair
349-6223



TQG DEADLINES

NOVEMBER 2018

De-Stash Sale ([See page 2 for details](#))

Bears Due

Kids Row Entry Form Due

Quilts Due for New Member Challenge

Quilts Due for President's Challenge 2019

DECEMBER 2018

Small Quilts Due for Small Quilt Charitable Auction ([See page 9](#))

JANUARY 2019

Voting for President's Challenge

FEBRUARY 2019

SHOW QUILTS DUE

Help Wanted



Tucson
Quilters
GUILD

HELP WANTED – Volunteer Board Members Needed

We're looking for five (5) talented conscientious volunteer board members to lead and strengthen our Guild.



If you can contribute your time, thoughtfulness, and leadership and are interested in exploring this opportunity contact Lynn Rubel at UnicornquiltingAZ@gmail.com or 928.713.4872. Elections will be held at the March 2019 meetings.

If you are unable to step up but you know of someone that would be an asset to Tucson Quilters' Guild, please ask them to contact me.

The term of offices shall be one two (2) year elected term of office.

Positions we need to fill in 2019:

- **President** -To preside over all meetings, to be an ex-officio member of all committees except the nominating committee, to appoint or dismiss committee chairmen with the approval of the Board of Directors to coordinate the work of appointed committees and act as liaison with other needlework groups or with community authorities.
- **Vice-President** – To perform the duties of the President in the temporary absence of that officer. The Vice President shall form and oversee a by-laws committee to initiate an annual review of By-Laws and Guidelines for all Board and Committee chair positions, appoint an audit committee, and preside over either the daytime or evening meetings in the absence of the President. In the event of a vacancy in the office of President, the Vice-President automatically becomes President, and a new Vice-President shall be elected.
- **Quilt Show Co-Directors** - To appoint and coordinate sub-committees for annual quilt show.
- **Evening Members-at-Large** -To represent the membership as a whole and bring issues of interest or concern to the rest of the officers. There shall be 2 Members-at-Large, elected in alternating years. One Member-at-Large will be elected from the evening meeting attendees, and one will be elected from the morning meeting attendees.
- **Endowment Director** – To oversee the Grants Committee, consisting of 3 to 5 members appointed by the Endowment Director. The committee is responsible for reviewing the requests for grants to insure the requests meet the grants guidelines, and making a written recommendation to the Board for distribution of grant and donations



Meet A Member



Tucson
Quilters
GUILD

Name: KATE VERBEKE

How long have you been a member? 2 YEARS

What type of quilting speaks to you? Strip Piecing And Machine Quilting

Do you attend day or evening meetings? Both Depending on Golf

1. How and why did you join the Guild? I went to the 2016 show, picked up a membership application, I had been in three guilds in NYS and I wanted to share/learn.
2. When, how or why did you start quilting? 1972 I saw a quilt on Aunt Dora's bed in Tennessee. And said "I can do that". I was humbled.
3. What was your first quilt like? Grandmothers-Honeycomb Flower Garden made of double knits. The quilts in Tennessee inspired me. My inspiration? My wonderful mother, Julia Hendzel, taught me to handle scissors and a needle when I was 5 years old – embroidery, crewel, knitting and sewing my own clothes. My awesome Mother-in-Law, Lois Anderson, introduced me to both tailoring and quilting, (as well as canning/jelly making and pies!). I, the student, soon became the teacher and I taught both my Moms to pick out fabric, rotary cutting and machine quilting.
4. Who is your favorite quilting guru, mentor, or inspiration, and why? Mary Ellen Hopkins. Certainly a "Crazy Lady" - her style of life appealed to me.
5. When you are not quilting what are your favorite pastimes? Bodybuilding, golf and hockey used to include bowling but I retired from that. Rock hounding!! I am very active in the Tucson Gem and Mineral Society. Training to handle the products booth at the Convention Center. I do bead stringing and collect rocks, fossils and crystals.
6. What have you most enjoyed about being a member? The workshops and lectures. Helping hang the quilts and being a white glove lady.
7. What is your favorite color? Teal/purple Favorite food? Chocolate anything (Klondikes and any polish food)
8. What do you want the guild to know about you? I taught High School science for 40 years and have a masters plus 30 in Geology, minor Meteorology.
9. Tell us something about yourself that we do not know about you? In NYS, I had my own quilting business "Kate's Kountry Kalikoes", selling at craft fairs. I taught quilting through adult education, taught at several quilt shop in the mid-Hudson Valley and Westchester area of New York. I completed the series "It's okay if you sit on my quilt" with Mary Ellen Hopkins, in Cincinnati, Las Vegas and Portland, Maine. And was a member of "Quilt Sitters Circle". I lectured at various guilds in NYS and Connecticut. My specialty was machine quilting. No one had longarms back then, me included. Everything was done on my Bernina 1130. I was a student of Harriet Hargrave. Because of my location in NYS, I was able to attend "Quilting by the Lake" in Cazenovia, New York three years. There I met and worked with Roberta Horton and Libby Lieman as well as many other great



PRESIDENT'S CHALLENGE 2019

Theme: Chinatown

Rules:

1. Interpret the theme any way you want — e.g., a Chinese “house” quilt, the fabulous 1940s clothing the Faye Dunaway wore in the movie, calligraphy, and so on. Just, in some way that viewers will be able to identify, when told the theme, your quilt must evoke the theme of Chinatown.
2. The quilt should measure no more than 100 inches around the perimeter. Any rectangular shape of that dimension is acceptable. If your quilt is not rectangular, make sure that it will fit in a rectangle that is no more than 100 inches around the perimeter.
3. All techniques (e.g., piecing, appliqué, whole cloth) and all genres (e.g., modern, civil war, barn sampler) are welcome.
4. The quilt must have a hanging sleeve and a label containing the quilt maker's name and title of the quilt. Additional information on the label is fine. Quilts must also be contained in a cloth bag (pillowcase) to protect them from dirt or damage.

Applications, included below and on the TQG website, are due by the November meetings. Quilts must be turned in at the November meetings. We will take a first vote to identify the top three quilts, and then another vote in January to identify winners. Quilts will be displayed at the quilt show and returned at the end of the show.

2018 PRESIDENT'S CHALLENGE ENTRY FORM

Theme: **Chinatown**

Entrant _____

Guild Membership # _____

Entry Title _____

Top Made by _____

Quilted by _____

Address _____

City, State, ZIP _____

Phone # _____ Email Address _____

Description: Use this space to provide details about your quilt. Please include information about the materials and/or techniques used or what your quilt represents to you. **Please use 40 words or less.**

2019 Quilt Fiesta!

Preparing your quilt for the Quilt Fiesta

By now you probably have your top made, and you might even have it sandwiched together and ready to quilt! (as of this writing, mine are sandwiched but not pinned and my longarm needs to be cleared of the piles of fabric and notions that have accumulated - LOL) Many of you have shipped them off to your longarm quilter as well.

So after it is quilted, what then should you do to ready the quilt for the show?

After binding the quilt, the next step would be to attach your label, it is up to the discretion of the quilter where you place it, but I prefer my labels to the lower right side of the quilt back. Be sure to include as much information as you can, at least your name and contact information, the date, the name of the quilt and any quilt techniques you used. You may hand write this on fabric or you may type it all out on the computer and then print it on photo transfer sheets. Remember if your quilt is to be judged, you need to cover the label (your name) with muslin so the judges do not know who did the work.

Next step is really important....use a lint roller (the dollar stores have them) to remove all the stray threads and while doing so, you can check to see if you have any hanging threads that need to be cut. If you have a cat or dog, please be sure to remove all the hair, we will not accept a quilt full of cat hair.


If your quilt lays fairly flat and square, you do not need to steam it and block it square, but if not, you will need to do this. You want the quilt as flat as possible so it will hang properly from the exhibit bars.

Our show has a standard measurement for the hanging sleeve which can be found on the website. Now is the time to add it, please follow the directions and requirements.

Take one last look at your quilt and admire it! Be proud of the work you have lovingly put into it, then "put it to rest" in the pillowcase as instructed on the website.

Now to start (or finish) another quilt!!!!

by Kate Verbeke, Quilt Fiesta Co-chair



Quilt Fiesta Volunteers:

Hello Everyone,

Quilt Fiesta 2019 requires a lot of help from all of our members, plus some friends and families. A requirement for membership is that everyone to the best of their ability take a two hour volunteer shift during our annual quilt show. There are positions which require walking, standing and sitting.

As of now, all of the sitting morning shifts on Friday are filled, but there are a few openings on Friday afternoon. We will taking signups before and after the general meetings and during the breaks. Another way to sign up is to use a computer program called *SignUp*. It is safe to use, there are advertisements on the page, which is annoying but it does make it cheaper. Using this link will take you to the proper place. <http://signup.com/go/FABqNFm>

All volunteers, members or non-members, on the day of the show that they work have free admission.

If you have any trouble, email me at joline@dbelltech.com or call/text me at 520-975-7021.


Thank you,

Joline Albaugh, Hostess Chair

2019 Quilt Fiesta!

Opportunity Quilt Tickets

Did you know that every member of the Tucson Quilters Guild is expected to assist with the quilt show by selling or purchasing at least six Opportunity Quilt tickets? To date only 144 members of the Guild have picked up their packets. To those 144 members---"**THANK YOU!**". That leaves 285 members who need to drop by the Opportunity Quilt Ticket desk and pick up their ticket packets. Each packet contains 6 tickets worth \$10 (\$2 for single ticket or \$5 for 3 tickets), contact information sheet and a photo of the 2019 quilt ---- **Sonoran Solstice** (98" x 117").



Do your part!!!

Pick up your package of 6 tickets at the November 13 or 14th Tucson Quilters Guild meeting. If you cannot attend, please send an email with your complete mailing address and contact phone number to: cgasker@gmail.com and your tickets will be mailed to you. Thank you in advance for your support.

Char Gasker, 2019 Quilt Fiesta Opportunity Quilt Ticket Chair (520-749-0723)

Quilt Display Committee (formerly known as the Hanging Committee)

We need your help on February 21st!

The quilts in our show will be put on display on Thursday, February 21st. Please volunteer to help us hang the quilts. Every visitor to our show comes to see quilts, and you can be proud that they will see the results of YOUR work putting the quilts on display. Sign up at the next meeting or with Kathy Zimmer at kapplique@aol.com.

We usually have about 300 quilts. We generally finish around lunch time. This is a well-organized process with only occasional moments of panic that are quickly resolved.

Bring a ladder if possible, but you do not have to climb a ladder to participate. You should wear comfortable shoes that provide good footing and a fanny pack as there is no safe place to leave a purse. The lunch counter MAY be open but no guarantee of this.

2019 Quilt Fiesta!

Announcing 2019 Quilt Fiesta! Vendors

The two new vendors since September are as follows:

35th Ave Sew & Vac

Monica's Quilt and Bead Creations

The following vendors have previously committed to vending at our next quilt show in February 2019, they are:

108" Quilt Backings
Dragonfly Dyeworks
Desert Stitchin'
Pegboard Highway
Private Source Quilting
A Couple of Old Broads

Cathey's Sewing & Vacuum
James W.M. Carroll Antiques
Julies Sewing Corner & Quilt
Quilted Glass Studio
Tailor Made Tables
Unique Fashions

If you know of a vendor get the details (names and email address) and give it to Cathy Dargel, 520-746-9246. We want to fill up the entire vendor area with paid vendors, please help us! And if you run into the above vendors, make sure you tell them that we are looking forward to seeing them!

2019 Quilt Show Kids Row Information

Are you teaching your child to quilt? Are they taking a class at a shop? We encourage you to start thinking of having your child or grandchildren enter his/her quilt in the Quilt Fiesta 2019. What a thrill for them to see their own creations displayed at the quilt show-they will be so proud when they receive their ribbon! Kids should be age 17 or younger. All work on the quilt should be done by the child. Adults may help with the quilting and binding, and may provide guidance and assistance that is appropriate to the age of the child.



Entry forms will be available at the guild meetings, at all the local quilt shops in October and there will be a copy on our guild website for you to print out.

Deadline for Kids Row entry form for the show is
Nov 14, 2018.

Quilts will be turned in by Feb 11, 2019.

For information contact:

Joyce Bott 349-6223 or Susan Franklin 490-4721

Email: bottjmbott@gmail.com



©Maria Bell * IllustrationsOf.com/1089743

2019 Quilt Fiesta!

Small Quilt Auction for 2019

It's time to start on your new little quilts for the auction that accompanies the 2019 Tucson Quilt Fiesta. "Small" means a small wall piece, doll quilt, or even table runner to display and sell at the show.

Just as my predecessor did for 2018, I am asking for your donations in a few ways.

You may make a small quilt from start to finish. I have discovered that leftover blocks from a bigger project are a great way to begin. I also like trying new techniques in a small piece just to have fun doing something new. And of course there are the pieces that I've started that will not go any further—this is a great way to finish and pass them along.


You may also donate small, unfinished pieces—"lamentables"—to the guild for someone else to finish. Your leftovers may immediately inspire someone else to make a small wonderful quilt. Even if your leftovers are very simple, they could be a fun beginning for someone else. I adopted a cut square of Elvis fabric last year, added a border, a guitar, and some quilting, and people were fighting over it!

Finally, you can select one or more "lamentables" and be the one to make a "lovely". At the June guild meetings, I already had some available, and almost all of them were picked up. I am looking forward to seeing what they become.

Remember, the income from the Small Quilt Auction will be donated to a worthy cause or organization in the Tucson Community. Think about who you would like to see receive these funds, and pass the organization's name along to us. Our membership will vote to select the recipient. The recipient does not have to be quilting related.

Thank you so much in advance for your precious work. Speak to me at the meetings, or email me with any questions.

Karen G. Fisher, karen@karenfisherartquilts.com



SMALL QUILT ENTRY FORM (FOR COMPLETED DONATIONS)

Quilter's name(s): _____

Address and Phone # _____

Email address: _____

Quilt Title: _____

Quilt width: _____ Quilt length: _____


Artist's statement about this quilt: (50 words or less)

-----OFFICE USE ONLY-----

QUILT NUMBER _____

2019 Quilt Fiesta!

Quilt Fiesta - Judging—Please Volunteer



I plan to have a list of those people who helped with judging last year at the December and January meetings. I will not be there at the November meetings. At those meetings you can see me and let me know if you want to help with judging this year. The dates are February 18 & 19, 2019. You can also email me at azgal39@yahoo.com or call me – 520-319-0326 and leave a message to let me know if you want to help. Anyone who has not helped with judging before, can also see me or contact me

if you would like to help this year.

Quilt Fiesta and the Vintage Quilt Turning

Now that the application for your “new” show quilts have been turned in, it is time to submit the forms so we can recognize the beauty of those quilts created in earlier times. We hope to present 15 vintage quilts of various types and ages at the 2019 show.

The application is on the website and can be easily accessed. Just go to the website – you don’t even need to log in. Click “Quilt Show” on the left side of your screen and scroll about half way down the page. You will see a paragraph that starts “The three-day event” In the last sentence of that paragraph you will see application-2019. Just click on this and it will take you to the form.

If you have any question please drop me a note at kmmiller@hotmail.com
Kathie Miller



PROGRAM NOTES

Click on the website address to look at the workshops in detail. Most websites will also have the Supply List needed for the class. The 1 day classes are \$50 and the 2 day classes are \$100. We can now accept credit cards. The classes are from 9:00 AM to 3:30 PM each day and they are held at the St. Francis Cabrini Church, 3201 E. Presidio, Tucson, AZ 85716 in the large multi-purpose room (the same location as the lectures). These workshops are a great opportunity for you to learn new quilting skills at a very reasonable price from professional quilters from all over the United States!

Questions: Contact Program Directors: Hester Rogers, hesterrodgers@gmail.com
Joline Albaugh, Joline@dbelltech.com

Upcoming Programs

December 2018

[Stephanie Nordlin](#)

December 11, 12 Lecture: "Wearable Postcards Lecture/Truck Show"
No Workshop

2019

January 2019

Jessica Dickinson

January 8, 9th Lecture: "My Journey through Scrap Mountain"
No Workshops

February 2019

February 12 & 13 Turn in Show Quilts

February 22, 23, & 24 2019 Quilt Fiesta!

March 2019

[Paula Nadelstern](#)

March 12 & 13 Lecture: Simple Quilts Complex, Fabrics

March 14 Workshop: Simple Symmetry

March 15 Workshop: Sixty-Thirty: a Kaleidoscope Class

April 2019

[Kathy McNeil](#)

April 9 & 10 Lecture: TBD

April 11 Workshop: The Language of Flowers-[Supply List](#)

May 2019

[Norah McMeeking](#)

May 7 & 8 Lecture: Bella Bella Quilts

May 9 Workshop: St. Marks Wallhanging

June 2019

[Helen Frost](#)

June 11 & 12 Lecture: Lone Star Quilts: A Galaxy of Quilts
No Workshop

FOR SALE



HQ 16 LongArm quilting machine for sale. Has upgraded bed, rollers, leaders, new stitch regulator. Many extras and new bobbin winder. Pictures available. \$4999.

Diane Pickthall 520-678-2101

FOR SALE

For Sale – Two Hand Quilting Frames

\$125 for both, or \$75 each. Call Mark Westmoreland 520-906-8728 cell

Frame #1 Jasmine Heirloom Classic Maple Floor Loom for Sale:

The rails are 60" long, but longer or shorter rails can be installed.



Frame #2 Heartland Floor Frame

The frame occupies 45" x 26" of floor space and provides a 31" x 22" work area. It sits 32" from the floor, is lightweight and portable.



Newsletter Advertising



Tucson Quilters Guild and Tucson's Quilt Fiesta! have a Facebook page! Since this is FREE publicity for our Guild and our show, ask your friends

to 'like' the page. What can be better than free?

<https://www.facebook.com/pages/Tucson-Quilters-Guild-Tucson-Quilt-Fiesta/121887434544473>

Members: \$5.00 for small want ads for Quilting/ sewing related items

Quilt related-businesses: \$25 business card size, \$50 1/4 page, \$100 half page

For additional information and to reserve space in the next newsletter,

email the newsletter editor:

newsletter@tucsonquiltersguild.com

2018 Tucson Quilters Guild Bees

OPEN, CLOSED & INVITATIONAL

EAST SIDE

ART QUILTERS:

Contact: Karen Fisher 520-572-8825
Where: Eastside City Hall, Columbus & 22nd, Library
When: Third Wednesday, 10 AM to Noon
OPEN to new members

EASTSIDE QUIET BEE:

Contact: Vicki Moore, 520-748-7219 or 241-7290,
vmore7331@hotmail.com
Where: ask Vicki
When: First Thursday 6:30 PM
OPEN to new members

SUNSET BEE:

Contact: Char Gasker cgasker@gmail.com
Where: members homes on the far east side of Tucson
CLOSED to new members

PACIFIC RIM QUILTING BEE:

Contact: Shelby Meyer shelbymeyeraz@cox.net
Where: Quilt Basket
When: First Tuesday of the month, 10:00 AM
OPEN to new members

TUCSON ART QUILTERS:

Contact: No contact person at this time
Where: Ward 2, City Council Offices, 7575 E. Speedway,
Tucson 85710
When: Third Wednesday at 10 AM
OPEN to new members

HIMMEL QUILTERS

Contact: Ruth Campbell (520) 792-1639 sruthie@cox.net
Where: Himmel Park Library
When: 3rd Wednesday 6 PM to 8 PM
OPEN to new members

SIESTA BEE

Contact: Shellie Whitman (520) 850-0810
Where: Members homes
When: 3rd Tuesday 1PM to 4PM
CLOSED to new members



NORTHWEST

MATERIAL GIRLS:

Contact: Cindi Huff (623) 225-6109
quilteronthego57@gmail.com
Where: members homes
When: 1st & 3rd Thursdays, 1:00 PM – 4:00 PM
BY INVITATION ONLY

MONA LISA BEE:

Contact: Denise Withrow (520) 429-3936
Where: Foothills Community Church, 3301 W Overton Rd,
Tucson 85742
When: 3rd Monday, 9:30 AM – 11:00 AM
BY INVITATION ONLY

PICTURE ROCK BEE:

Contact: Denise Withrow (520) 429-3936
Where: Members homes
When: 1st Monday 1:30 PM – 3:30 PM
BY INVITATION ONLY

PIECEPATCHERS:

Contact: Evelyn George quilter4ever@cox.net
Where: Members homes
When: verify
CLOSED to new members

NORTHWEST NEEDLERS:

Contact: Evelyn George quilter4ever@cox.net
Where: Members homes
When: verify
CLOSED to new members

SOUTHWEST

MONDAY NIGHT QUILTERS:

Contact: Marie Morris (520) 403-6208 or (520) 623-0123
mimawsquilting@hotmail.com
Where: 2555 W Valencia
When: 6:30 PM – 8:00 PM Sept – Nov and Jan – March,
3rd Monday in September and Monday after Martin Luther
King's day
OPEN to new members


NORTHEAST

NORTHEAST 9 PATCHERS:

Contact: Kathy Borton
Where: Members Homes
When: 9:30 AM 1st Friday
CLOSED to new members

BEE KEEPER: Elizabeth Sonnenfeld,
epsonnenfeld@gmail.com

LIBRARY



Why it's done this way

746.46, that is the Dewey Decimal classification for most books about quilting. So if we were to organize or shelf all the books in Tucson Quilt Guilds library using this Dewey number, all the books would be lumped together. We could use the author's name to follow 746.46, making it an alphabetical arrangement. However there are many books in our collection that don't have an "author"; they just have an editor.

Often when patrons come in to use the library, they want to find a book about the quilting done by a famous quilters. People new to quilting haven't yet found who they might want to read or study the style of. Then there are quilters who come in looking for books about baby quilts or embellishments or rotary cutting techniques.

The books in the library are organized by topic. So if you don't know an author but want to look at books about paperpiecing, you would look in the section PP. The library does have all the books in an Excel spreadsheet, so we can find what you might be looking for. There are questions the spreadsheet can't answer such as "using embroidered handkerchiefs in a quilt" but we can try.

Basically, the library is set to encourage "browsing". That's how we discover something or someone new! Sometimes browsing isn't too practical because we have a limited time to have the library open and the shelves aren't user friendly but we do have lots of books.

Janet Chumbley, TQG librarian

Other Organizations Associated with TQG

Quilt for a Cause

Quilt for a Cause Upcoming events:

November 15-17, Quilt, Craft & Sewing Festival at the Expo Hall on Irvington Rd. Our raffle quilt – Christmas Star – will be displayed and tickets (1 for \$2.00 or 3 for \$5.00) will be available. Drawing for the quilt will be Saturday at 3:00. We will also have patterns for our sample quilts there to buy.

December 7 & 8, Holiday Quilt Sale at TMC in the Fireplace Room (in the courtyard at the corner of Beverly and Grant). Hours: Friday, 9 am to 5 pm and Saturday 9 am to 6 pm.

WANTED: We are looking for people to join us on our board. If you love quilts and have a desire to use quilts as a way to help the community, then this just might be a good fit for you. We have made hundreds of thousands of dollars since 2003 to give to various organizations to help them provide treatment, support services and research for breast cancer and gynecologic cancers. We especially need people who are comfortable using computers and are good at organizing ideas and/or people. Being computer savvy is not a requirement. If you have a friend who loves quilts who isn't a quilter, we need those people also – woman or man. You can talk with anyone at our table at the Guild meetings or contact Terry Gallegos, terrygalqfac@comcast.net

Other Organizations Associated with TQG

Arizona Quilt Documentation Project – Tucson **By Sue Franklin**



This month, the impact that Gena Kittner Luecke's article in the *Desert Leaf* had for quilt documentation will be reviewed. Remember, I noted last time that she would be present and observing at the March, 2018 Public Documentation at the *Arizona History Museum*, taking both notes and pictures. Her article about the Tucson team and documentation was published in the October issue of the *Desert Leaf*. Now, for the rest of the story. The impact of that article was overwhelming. People saw the article in doctors' offices, business sites and other places and picked it up to read due to the lovely *Grandmother's Flower Garden* quilt on its cover. Then they read the article, complete with pictures of some team members doing their job. That generated interest from many persons who wanted quilts documented. I got emails two weeks ago while in Williamsburg, Virginia, asking to be put on the list and some as recently as two days ago. While usually, the number of quilts cap at 25 for a public documentation, this year the team will be documenting 30. All hands on deck is the call I sent out to the marvelous Tucson team. Three people who will be joining the team have agreed to help. In addition, I have a list of ten people for the April 6, 2019 public documentation and, believe it or not, one person is scheduled for the November 9, 2019 public documentation. This article by Gena also led to a speaking engagement for me in April. Isn't this an incredible story? Doesn't it make you want to add your name to the list for a future public documentation? Every quilt has a story. Don't you wonder what story your quilt has to tell?

The next Public Documentation is scheduled for April 6th, 2019 at the Arizona History Museum. Please contact either Kate Clark at 520-742-100 or Sue at 520-490-4721 if you'd like to have a quilt or two documented.

You may have questions about the above information; please don't hesitate to contact me either by email at suevette63@comcast.net or call me at 520-490-4721.

Anyone is welcome to visit our meetings! We **love** guests. For questions about either quilt documentation or joining the team, please either call or email Tucson liaisons Sue Franklin, (520-490-4721; suevette63@comcast.net) or Terry Gryzb-Wysocki, (520-749-9326; terry-gw@mindspring.com). New team members are welcome. Monthly training sessions are held from 9:30 until 12:30 at the *Ellie Towne Flowing Wells Community Center* on Ruthrauff Road. **The next documentation session is Monday December 10th.**

Information about quilt documentation teams throughout Arizona may be obtained from Lynn Miller at either 480-202-1230 or azquilt doc@yahoo.com. Lynn also needs people familiar with the computer to aid her with data entry for the *Quilt Index*. Lynn does distance training which takes about two hours.



Tucson Quilters Guild Basics

Who:	All Members
What:	Business Meeting —First Wednesday of every month in the Church Classroom. General Meetings - Second Wednesday of the month in the morning or the Tuesday evening preceding the second Wednesday - in the Parish Hall.
When:	Business Meeting — 9:30 AM ~ 10:30 AM General Meetings: Tuesday Evening —7:00~9:30 PM Wednesday Morning —9:30 AM~12:00 PM
Where:	St Frances Cabrini Church 3201 E. Presidio Near Fort Lowell and Country Club
(How): Parking	Guild members are asked to refrain from parking in the spaces in front of the Parish office; the Church wants these spaces to remain open for Church members who have business to attend to in the office. This is the small building to the east of our meeting room. PARKING NOTICE: Tuesday evening attendees: The Church's Family Classes are in session again, so PLEASE DO NOT PARK IN THE FRONT LOT. Use the side or back lot.
Why:	Come to get involved with all aspects of the Guild, to make new friends, learn new quilting skills, share, but most of all, to have FUN . But please, do not wear fragrance to meetings .
Cost:	Members (\$30/year, due in March) and Guests (\$5.00/meeting with guest speaker)

Reminder: Use of Cameras at Guild Meetings

Due to copyright concerns, photos may be taken before the meetings, during the breaks, and after the meetings. No photography or videos will be permitted during the guest speaker presentations.

SH-Hh-h-h Phone App for TQG Meetings

<http://shushapp.com> The shush app allows you turn the volume of your ringer off for whatever amount of time you want. At the end of that time your phone's ringer will be turned on again. It is handy for those of us who forget to turn on the ringer again.

Remember: TQG Meetings Are Fragrance Free

Please remember to be kind to fellow members with allergies to scents and perfumes. Please attend the meetings fragrance / perfume free. It means another member can attend.

EMAIL LIST

The Guild has an email list for easy communication with the members. Please log into the protected area of the website and put your name and email address into the box at the top of the page. After doing this, you will receive an email. You must click on the link after making the link into one long line. If this works, you will receive another email saying you were successful. If you have any problem with this, email me at quilter@tucsonquiltersguild.com.
Meg Silvern

TQG BOARD AND COMMITTEES

President	Elaine Romanelli	president@tucsonquiltersguild.com
Vice President	Lynn Rubel	vp@tucsonquiltersguild.com
Secretary	Lani Smith	recsecretary@tucsonquiltersguild.com
Treasurer	Marie Morris	treasurer@tucsonquiltersguild.com
Endowment/ Donations	Mary Meserve	520-465-2785
Membership	Barbara Heiman	membership@tucsonquiltersguild.com
Member at Large, Evening	Kay Hendricks	520-325-4509
Member at Large, Morning	Karen Fisher	Karen@karenfisherartquilts.com 520-572-8825
Programs Co-Director	Hester Rogers	hesterrodgers@gmail.com
Programs Co-Director	Joline Albaugh	Joline@dbelltech.com
2019 Quilt Show Co Director	Helen Frost	helenyoungfrost@comcast.net 520-749-9414
2019 Quilt Show Co Director	Kate Verbeke	katie300@icloud.com 610-613-0278


Bears	Joyce Bott/Diane Bach	Bottjmbott@gmail.com 520-349-6223
Bees	Elizabeth Sonnenfeld	epsonnenfeld@gmail.com
Corresponding Secretary	Mary Meserve	520-465-2785
Education	OPEN	
Finance	OPEN	
Guild Pins		
Guild Publicity	OPEN	
Historian	Cathy Dargel	520-746-9246
Library	Janet Chumbley	library@tucsonquiltersguild.com
Newsletter	Kathy Barton (as of Dec.)	newsletter@tucsonquiltersguild.com
Pattern of the Month	Evelyn George	quilter4ever@cox.net
Quilt A Thon	Hannah Clark	hannaheclark@cox.net
Quilting for Others	Mary Meserve Kathy Harris	dragonquilter54@gmail.com 520-465-2785 ksquilts@msn.com 520-615-0541
Raffle Quilt 2019	Denise Withrow	quiltiden@gmail.com 520-429-3936
Record Keeper	Mary Meserve	520-465-2785
Website	Meg Silvern	meg@silvern.com



Pattern of the Month – November 2018

by Evelyn George

Little Red Pickup Truck



This is a busy little truck, ready to carry big loads of wonderful stuff for the whole family. At Christmas time, he brings home a great big tree, but the rest of the year he's busy, too - can't you just imagine a whole quilt of Little Red Pickup Truck adventures? He could be going to the beach, county fair or farmer's market, or anywhere he's needed to carry a special load -- mountain bikes, picnic gear, pumpkins, a load of hay, a snowman, or maybe just kids or a happy dog riding along. Use your imagination, and look for novelty fabrics with various motifs to cut out and put in the back of the truck, or in the window. A tree-carrying pickup would be a fun addition to a quilt of holiday blocks. Little trucks in assorted colors could make a playful child's quilt, or they could decorate throw pillows, runners or wall hangings for special seasons.

Design shown fills about a 6" x 9" space. Enlarge or reduce pattern as needed.

Use the templates provided to cut out truck parts (in any colors you want, of course) and use your favorite applique technique to fuse and/or sew the parts to a background square or rectangle.

FOR FUSIBLE APPLIQUE, follow manufacturer's directions on the package.

For most fusible products, it is recommended that you prewash all fabrics without using any fabric softeners in the washer or dryer; fabric softeners can interfere with bonding.

Trace shapes as shown, without seam allowances; keep in mind that images will be reversed when using paper-backed fusible applique. As printed, truck will end up facing right; if you want it facing left, make an extra copy of template page, cut out all the shapes (except wheels, which are the same turned either way), and *turn them over* to draw them on the paper side of the fusible. *Whichever way they appear traced onto paper side of fusible, they will be facing the opposite way on the block.*

Fuse to wrong side of fabric, then cut out, remove paper backing and fuse shapes to background fabric.

FOR NEEDLE TURN APPLIQUE, add $\frac{1}{4}$ " extra for seam allowance around the shapes when you cut them out of your selected fabrics.

WINDOW: If you want a passenger or driver in the window, this can be done either by cutting out the window opening so you can slide another piece of fabric underneath, or else the window piece can be applied on top (remember to include seam allowance if applicable).

Carefully position pieces on background fabric, making sure tree is tucked slightly under edge of truck, and that fenders are positioned to cover just a little bit of the tires.

Fuse (or pin) pieces in place. Stitch by hand or machine as desired.

