



THREAD TALES

from TQG

PRESIDENT'S MESSAGE

Dear Tucson Quilters.

Quilt-a-Thon 2018 has been and gone. As I was sandwiching, sewing, turning, and ironing, along with so many of you over an evening and a day, I found myself once again proud. What we do together, for others – Quilt-a-Thon, Quilting for Others, the Small Quilt Auction, and our financial grants to other quilt-related not-for-profit organizations – is important and wonderful. What we do individually, e.g., in our donations to Quilt for a Cause, in our purchase of opportunity quilt tickets, and our participation in so many other quilting groups, extends our generosity even further into our larger community.

All in all, we are rather remarkable. Let us all remember this as we each, occasionally, find ourselves frustrated. The Guild is worth it.

Yours in quilting,

Elaine Romanelli

President, Tucson Quilters Guild (president@tucsonquiltersguild.com)

SEPTEMBER Calendar

Board Meeting:
Wednesday, September 5,
9:30 am

General Meetings:
Tuesday, September 11,
7:00 pm
Wednesday, September 12,
9:30 am

Submission Deadline for
September Newsletter:
Monday, September 24

Articles should be sent to
Newsletter Editor

Suzanne Moshier at

newsletter@tucsonquiltersguild.com

Tucson Quilters Guild PRESIDENT'S CHALLENGE 2019

Theme:
Chinatown

Rules:

1. Interpret the theme any way you want — e.g., a Chinese “house” quilt, the fabulous 1940s clothing the Faye Dunaway wore in the movie, calligraphy, and so on. Just, in some way that viewers will be able to identify, when told the theme, your quilt must evoke the theme of Chinatown.
2. The quilt should measure no more than 100 inches around the perimeter. Any rectangular shape of that dimension is acceptable. If your quilt is not rectangular, make sure that it will fit in a rectangle that is no more than 100 inches around the perimeter.
3. All techniques (e.g., piecing, appliqué, whole cloth) and all genres (e.g., modern, civil war, barn sampler) are welcome.
4. The quilt must have a hanging sleeve and a label containing the quilt maker's name and title of the quilt. Additional information on the label is fine. Quilts must also be contained in a cloth bag (pillowcase) to protect them from dirt or damage.

Applications, included below and on the TQG website, are due by the November meetings. Quilts must be turned in at the November meetings. We will take a first vote to identify the top three quilts, and then another vote in January to identify winners. Quilts will be displayed at the quilt show and returned at the end of the show.

THREAD TALES from TQG

President's Challenge	1
Speaker Bio	3
Library	4
Quilt Fiesta Vendors	4
Quilt Fiesta Judging	4
Quilt Show Entry Comm	5
Quilt for a Cause	5
Quilt Documentation	
Project	5
Meet-a-Member	6
Small Quilt Auction	7
Quilt Study Group	7
De-Stash Sale	8
Opportunity Quilt	8
Upcoming Programs	9
Bees	10
Associated	
Organizations	11
Meeting Place Info	13
TQG Board	14

2018 PRESIDENT'S CHALLENGE ENTRY FORM

Theme: *Chinatown*

Entrant _____

Guild Membership # _____

Entry Title _____

Top Made by _____

Quilted by _____

Address _____

City, State, ZIP _____

Phone # _____ Email Address _____

Description: Use this space to provide details about your quilt. Please include information about the materials and/or techniques used or what your quilt represents to you. **Please do not use more than 40 words in your description.**

Your quilt will be displayed at the November meetings for a first round of voting and at the January meetings for final voting. Winners will be displayed at Quilt Fiesta 2018.

Colleen Granger

September 11, 12 Lecture: Quilting is Cheaper than Therapy, a Look at the Lighter Side of Quilting

September 13 Workshop: Circle Quilts

Colleen Granger was raised in the San Francisco Bay Area and joined the Air Force shortly after her high school graduation. She served as a helicopter mechanic for seven years before leaving to have her second child. Colleen has spent the majority of her life in Alaska, making her home in Glennallen. She went kicking and screaming into the world of quilting in the summer of 1998. Until that time, Colleen had been a sewer and thought quilting was a waste of good fabric. But she caught the bug big-time and purchased her long-arm quilting machine just eight months after making her first quilt.



Colleen is a grandmother, mother, wife, sister, and daughter. She enjoys living part-time with her husband, Bill, in Alaska and part-time with her mom, Elaine, in California. Many people get to meet "Mom" as she helps staff Colleen's booth at quilt shows across the states. Through her company, Sew Little Time Quilting, Colleen offers machine-quilting services, classes and lectures, patterns, and a variety of notions. Over the years, Colleen's designs have been featured in national quilting magazines. On several occasions Colleen has been an instructor at the International Quilt Festivals in Houston, Texas and Chicago, Illinois. She enjoys what she does and believes that "if you are not having fun, then you shouldn't be doing "it" whatever "it" maybe.



Tucson Quilt Guild Library – Books about quilting Goldilocks and the 3 Steering Wheel Covers

Christmas in July and what did the library have in store for me this month? I have four friends that I exchange gifts with every year and my library challenge seemed a good way to get a jump on this. Did you know that there are about 55 books available under the headings “Christmas”, “gifts”, or “holidays”? After perusing several titles in those categories I came to the realization that my friends don’t really care about quilts, or home décor, or formal entertaining, or really anything other than golf. But undaunted, I remembered one of my Bee members talked about creating steering wheel covers. Aha, my friends also drive! So back to the library I went and started searching on “circular” or “compass” figuring I could create my own pattern. I found 3 books that seemed worth reviewing in more detail:



1. Circles & Rays by Renae Haddadin – Whoa, a lot of drafting but really neat stuff. Maybe some other time!
2. Mariner’s Medallion by M’Liss Rae Hawley – Good for only 1 compass and requires applique. Not really interested in doing 4 of those.
3. Mariner’s Compass Stars by Carol Doak – Variety and no applique. OK, let’s give this one a try.

Most steering wheels are 15” in diameter so this should be easy right? Apparently not. As you might have guessed from the title of this article, the first cover was way too small, and overcompensating, the second was large enough for an 18-wheeler – way too big. But perseverance paid off and finally, the third was just right.

Announcing 2019 Quilt Fiesta! Vendors

The following vendors have already committed to vending at our next quilt show in February 2019.

In alphabetical order they are:

108” Quilt Backings

A Couple of Old Broads

Cathey’s Sewing & Vacuum

Dragonfly Dyeworks Desert Stitchin’

Pegboard Highway

Private Source

And the list from last month :

James W.M. Carroll Antiques

Julies Sewing Corner & Quilt

Quilted Glass Studio

Tailor Made Tables

If you know of a vendor get the details (names and email address) and give it to Cathy Dargel. We want to fill up the entire vendor area with paid vendors next year, please help us! And if you run in to the above vendors, make sure you tell them that we are looking forward to seeing them!

WHAT'S NEW IN JUDGING FOR THE 2019 QUILT FIESTA!?

Sure...it seems like a long way off, but the 2019 Quilt Fiesta! entry packets will be up on the website sometime next month. So what's new and different?

- **NEW CATEGORY!** We've added a Modern category! You've been asking - and we finally delivered! So any of you modern quilters with friends who don't belong to our guild but who make modern quilts - let them know! They can join and exhibit their quilts!
- **LIMITED NUMBER OF JUDGED QUILTS!** In 2019 we decided to limit the number of judged quilts because of logistical issues for the Judging Committee and the Ribbon Committee. Members can still enter up to three quilts, but only up to two may be judged. This will prevent the need (and additional expense) for extending judging to Wednesday.
- The entry form will once again be a fillable PDF file so you can download it and type in most of the information on the form! You can, of course, still download the form and fill it out by hand if you prefer. We will have some forms for those without computer access or limited computer skills at the August and September meetings.

If any of the information in the packet isn't clear PLEASE feel free to contact JoAnn Hinchliffe, Karen Kelter or Joan Swanson! Thanks!

JoAnn & Karen (Judging) & Joan (Entries)

2019 Quilt Show Entry Committee:

It is already September, and we hope you have decided which quilt or quilts you are going to enter in the 2019 quilt show. Please Note: you may submit up to 3 entries, but have up to 2 of them judged. Further explanation is in the entry information on the website. Also notice that a category for Modern Quilts has been added; be sure to read the description of a modern quilt to determine if yours is a modern quilt.

The deadline for submitting your entries is either Tuesday evening October 9th guild meeting or Wednesday morning October 10th guild meeting. If entering by mail, the deadline is October 26th. Please call or email JoAnn at 867-0873 or mamahinch52@cox.net or Karen 319-0326 or azgal39@yahoo.com for mailing addresses."

Arizona Quilt Documentation Project – Tucson **By Sue Franklin**

At the August meeting, Sue introduced guest, Jane Botchie. Peggy Hazard discussed the *Migrant Quilt* project and distributed the latest brochure. She mentioned that the *Tucson Quilters' Guild* has provided some financial support for the project; very much appreciated! Peggy further noted the exhibit is traveling now and in the spring will be at the *International Quilt Study Museum and Center*. Ultimately, the quilts will reside in the *Arizona History Museum*. Peggy asked the Tucson team about their interest in completing another *Migrant Quilt*. There was unanimous agreement to proceed; Becky Aparacio agreed to take the lead.

Sue provided the continuing education program on *Broderie Perse*. She noted that Roderick Kiracofe, in *The American Quilt*, notes that *Broderie Perse* is an old technique, used frequently in the late 18th century and early 19th century. It involves the appliquéing of chintz motifs onto a base fabric. This seemed more common in the South than in the North. The port of Charleston received many expensive and luxury fabrics from England. Chintz, one of those fabrics, was very expensive, even for the wealthy. Thus, they made good use of their fabric by cutting it up and appliquéing it on a neutral ground. Other sources, such as *Flowering of Quilts* by Patricia Cox Crews and *North Carolina Quilts*, edited by Ruth Haslip Roberson provide more information. Averil Colby classifies *Broderie Perse* quilts as *Manor House* quilts, to distinguish cutout chintz work from simpler appliqué quilts. More of this information will be on the AZQS web site. Sue brought varied examples of *Broderie Perse*, fabric and books, to share with the group,

The Tucson team then documented five lovely quilts. The quilts documented included a *Red Rose Flour* quilt, hand pieced by Bea Kabler and beautifully hand quilted by an Amish lady Bea knows. The center of this quilt was a Red Rose flour sack from one of the few companies that still put flour in cloth sacks. Terry shared a *Yo-Yo* quilt that she found on E-Bay. That quilt presented a great study of 1930s fabrics. The third quilt was a *Contained Crazy*, owned by Linda Laird. While the silk parts of this foundation pieced beauty were very fragile, it still retained its magnificence. The last two quilts were owned by Sue. The first, a *Wreath of Roses* quilt was hand appliquéed, with some *Broderie Perse*, and quilted by Sue. This quilt is an adaptation of a Goldie Tracy Richmond pattern. The other quilt Sue shared she calls Lenna's Redwork. Sue bought this quilt from Lenna DeMarco several years ago when the *Arizona Quilt Study Group* met in Tucson. The redwork blocks are larger than "normal" and one Sue loves is a dog! Sue needed to cut this beauty down as one panel had some issues. After spending hours, trying to make it better, she gave up and decided to have a ¾ sized redwork quilt!

Reminder: Gena Kittner Luecke was present and observing at the March Public Documentation, taking both notes and pictures. Her article about the Tucson team and documentation will be published in the October issue of the *Desert Leaf*. So, please keep your eyes posted for the rest of the story. Also, the next *Public Documentation* is scheduled for **November 10th**; also at the *Arizona History Museum*.

You may have questions about the above information; please don't hesitate to contact me either by email at suevette63@comcast.net or call me at 520-490-4721.



Name: Elizabeth Sonnenfeld

How long have you been a member? 5months

What type of quilting speaks to you? Traditional, Modern, Applique

1. How and why did you join the guild? I am new to Arizona and would like to meet quilters and make some friends.
2. What is your quilting background? Started quilting 12 years ago with a beginner's class.
3. What was your first quilt like? Red fabric, traditional Star pattern. It was a gift for a family member.
4. Who is your favorite quilting guru, mentor, or inspiration, and why? Paula Nadelstern because of the beautiful fabric designs.
5. When you are not quilting what are your favorite pastimes? Reading, walking and swimming.
6. What have you most enjoyed about being a member? Don't know yet
7. What is your favorite color? Red and Blue Favorite food? All ethnic foods are my favorite.
8. What do you want the guild to know about you? I would love to join one of the bees close to where I live.
9. Tell us something about yourself that we do not know about you? I grew up in Poland and came to the U.S. when I was 18.

DID YOU KNOW.....If each member of our Tucson Quilters Guild would sell or purchase \$10 worth of tickets for the 2019 Quilt Fiesta Opportunity quilt, it would yield approximately \$4,000 in revenue for the guild. Do your part!!! Pick up your package of 12 tickets at the September 11th or 12th Tucson Quilters Guild meeting. If you cannot attend, please send an email with your complete mailing address and contact phone number to: cgasker@gmail.com and your tickets will be mailed to you.
Char Gasker, 2019 Quilt Fiesta Opportunity Quilt Ticket Chair (520-749-0723)

Small Quilt Auction for 2019

It's time to start on your new little quilts for the auction that accompanies the 2019 Tucson Quilt Fiesta. "Small" means a small wall piece, doll quilt, or even table runner to display and sell at the show.

Just as my predecessor did for 2018, I am asking for your donations in a few ways.

You may make a small quilt from start to finish. I have discovered that leftover blocks from a bigger project are a great way to begin. I also like trying new techniques in a small piece just to have fun doing something new. And of course there are the pieces that I've started that will not go any further—this is a great way to finish and pass them along.

You may also donate small, unfinished pieces—"lamentables"—to the guild for someone else to finish. Your leftovers may immediately inspire someone else to make a small wonderful quilt. Even if your leftovers are very simple, they could be a fun beginning for someone else. I adopted a cut square of Elvis fabric last year, added a border, a guitar, and some quilting, and people were fighting over it!

Finally, you can select one or more "lamentables" and be the one to make a "lovely". At the June guild meetings, I already had some available, and almost all of them were picked up. I am looking forward to seeing what they become.

Remember, the income from the Small Quilt Auction will be donated to a worthy cause or organization in the Tucson Community. Think about who you would like to see receive these funds, and pass the organization's name along to us. Our membership will vote to select the recipient. The recipient does not have to be quilting related.

Thank you so much in advance for your precious work. Speak to me at the meetings, or email me with any questions.

Karen G. Fisher
karen@karenfisherartquilts.com

The Arizona Quilt Study Group is presenting a Regional Quilt Study Day on Saturday, October, 27, 2018. Featured speakers include Professor Erika Hanson, Assistant Professor of Fibers/Socially Engaged Practices at the Herberger Institute for Design and the Arts at Arizona State University. To learn more about all the speakers and Professor Hanson's presentation about the native red dye made from cochineal, visit our Website at <http://www.azquiltstudygroup.org/home.html>.

Thanks much!

Margaret Simmons
Arizona Quilt Study Group

DE-STASH SALE NOVEMBER 13th and 14th, 2018!!

Due to popular demand the De-Stash Sale will take place this year during the November Meetings. So gather your extras and unwanted quilting/sewing items and bring them to the sale. Members only can reserve a table (may have a non-member friend assist you).

Sign up for the De-Stash Sale will take place during the September and October meetings. There will be a limited number of tables and available on a first come, first signed up basis.

Tables will be \$10, and this includes both Tuesday and Wednesday meetings. Table MUST be paid in full at the time reservation is made.

The sale will take place one hour before the meeting, during the break and for an hour after the November 13th and 14th meetings.

Shoppers are asked to bring small bills, the vendors won't be taking credit cards.

The De-Stash Sale is for quilting, sewing machines and craft items made by our members. No sale of household or gardening items.

This is a great chance to get a start at your Holiday shopping.

Thank you again for supporting this Guild event and Happy Shopping!

“OPPORTUNITY QUILT” Formerly Known as The Raffle Quilt

Raffle Quilts, from now on, should be referred to as Opportunity Quilts. It turns out that the IRS considers raffles to be gambling, which could affect our non-profit status.

Please in the future when referring to the fundraising quilt on all official Guild documents, advertising, printed tickets and when we sell tickets as the “Opportunity Quilt”.

Your assistance in making this change is greatly appreciated.

PROGRAM NOTES

Click on the website address to look at the workshops in detail. Most websites will also have the Supply List needed for the class. The 1 day classes are \$50 and the 2 day classes are \$100. We can now accept credit cards. The classes are from 9:00 AM to 3:30 PM each day and they are held at the St. Francis Cabrini Church, 3201 E. Presidio, Tucson, AZ 85716 in the large multi-purpose room (the same location as the lectures). These workshops are a great opportunity for you to learn new quilting skills at a very reasonable price from professional quilters from all over the United States!

Questions: Contact Program Directors: Joline Albaugh or Hester Rodgers

Joline Albaugh, 520-975-7021, email: joline@dbelltech.com

Hester Rodgers, 509-251-5732, email: hesterrodgers@gmail.com

Upcoming Programs

September 2018- [Colleen Granger](#)

September 11, 12 Lecture: Quilting is Cheaper than Therapy, a Look at the Lighter Side of Quilting

September 13 Workshop: Circle quilts Workshops 11 openings

October 2018- [Patt Blair](#)

October 9, 10 Lecture: A Painter's Path to Quilting

October 11 Workshop: Painting on Fabric with Inks 11 openings

November 2018- [Susie Weaver](#)

November 13, 14 Lecture

No Workshop

December 2018- [Stephanie Nordlin](#)

December 11, 12 Lecture: "Wearable Postcards Lecture/Truck Show"

No Workshop



Tucson Medical Center is now recruiting volunteers for the TMC Auxiliary Sewing Group! Contact Volunteer Services at 520-324-5355 for information on how to apply.

BEES, BEES, BEES



CENTRAL AREA:

Himmel Park Contact: Ruth Campbell, 520-7921639
Where: Himmel Park Library;
When: Third Wednesdays, 6:30 PM

GREEN VALLEY:

North of the Border Contact: Babs Phillips, 520-393-6557
Where: M & I Bank, 270 W Continental, Green Valley; When: Thursdays 9:30 – Noon

SOUTHWEST:

Southwest Side Bee All are welcome. Contact: Marie Morris, 520-403-6208 or 520-623-0123.
Where: Grace Pointe Church, 2555 W. Valencia Rd., Tucson
When: Mondays, 6:30 – 8:00 p.m.

The closed Bees list is on the TQG member website.

Bee Keeper: Elaine Romanelli
president@tucsonquiltersguild.com



EAST SIDE:

Art Quilters Contact: Mary Vaneecke, 520-444-7149
Where: Eastside City Hall, 7575 E Speedway (just west of Quilters Market); When: Third Wednesdays, 10 AM to Noon
Charity Bee for more information call Susan 520-747-8458
Where: Quilters Market
When: 2nd Tuesday of the month at 1:00 pm
Eagle Wings Quilts of Valor Bee
Contact: Char Gasker 520.749.0723
Where: Quality Quilterz, 8421 E Broadway Blvd.
When: Fourth Thursdays, 1:00 - 4:00 p.m.
Evening Eastside Bee Contact: Vickie Moore, 520-241-7290 Where: Unity Church of Peace, 1551 S Eastside Loop
When: First Thursdays, 6:30 – 9 PM
The Evening Eastside Bee WILL meet during the summer this year and future years. Bee is seeking new members.
UFO Bee (Bring your own UnFinished Objects)
Contact: Mary Meserve, 520-465-2785
Where: Quilters Market
When: Tuesdays, 9:00 – 11:30 a.m.
Pacific Rim Quilting Bee Asian fabrics, donation quilts
Contact: Annette Meyer, shelbymeयरaz@cox.net; Susan Owara
Where: The Quilt Basket When: First Tuesdays, 10:00 a.m. – noon



Tucson Quilters Guild has a Facebook page! Since this is FREE publicity for our Guild, ask your friends to 'like' the page. What can be better than free?



<https://www.facebook.com/pages/Tucson-Quilters-Guild-Tucson-Quilt-Fiesta/121887434544473>

Newsletter Advertising

Members: \$5.00 for small want ads for Quilting/ sewing related items
Quilt related-businesses: \$25 business card size, \$50 1/4 page, \$100 half page
For additional information and to reserve space in the next newsletter,
email the newsletter editor:
newsletter@tucsonquiltersguild.com

Other Organizations Associated with TQG

Quilt For A Cause



We had an amazing four months at the Tucson Botanical Gardens. We sold 166 quilts. The Guild came through for us and continued to donate a wide assortment of quilts that the public seemed to love and wanted to own. We collected \$25,067; the Gardens was very happy with the results.

We are still collecting quilts; the funds for helping people with breast cancer and other gynecologic cancers are still needed. The deadline for donating quilts for our next auction is August 1, 2019. You can turn in your quilt(s) at any of the quilt meetings or any of the quilt shops in Southern Arizona.

Arizona Quilt Documentation Project – Tucson By Sue Franklin

At the August meeting, Sue introduced guest, Jane Botchie. Peggy Hazard discussed the *Migrant Quilt* project and distributed the latest brochure. She mentioned that the *Tucson Quilters' Guild* has provided some financial support for the project; very much appreciated! Peggy further noted the exhibit is traveling now and in the spring will be at the *International Quilt Study Museum and Center*. Ultimately, the quilts will reside in the *Arizona History Museum*. Peggy asked the Tucson team about their interest in completing another *Migrant Quilt*. There was unanimous agreement to proceed; Becky Aparacio agreed to take the lead.

Sue provided the continuing education program on *Broderie Perse*. She noted that Roderick Kiracofe, in *The American Quilt*, notes that *Broderie Perse* is an old technique, used frequently in the late 18th century and early 19th century. It involves the appliquéing of chintz motifs onto a base fabric. This seemed more common in the South than in the North. The port of Charleston received many expensive and luxury fabrics from England. Chintz, one of those fabrics, was very expensive, even for the wealthy. Thus, they made good use of their fabric by cutting it up and appliquéing it on a neutral ground. Other sources, such as *Flowering of Quilts* by Patricia Cox Crews and *North Carolina Quilts*, edited by Ruth Haslip Roberson provide more information. Averil Colby classifies *Broderie Perse* quilts as *Manor House* quilts, to distinguish cutout chintz work from simpler appliqué quilts. More of this information will be on the AZQS web site. Sue brought varied examples of *Broderie Perse*, fabric and books, to share with the group,

The Tucson team then documented five lovely quilts. The quilts documented included a *Red Rose Flour* quilt, hand pieced by Bea Kabler and beautifully hand quilted by an Amish lady Bea knows. The center of this quilt was a Red Rose flour sack from one of the few companies that still put flour in cloth sacks. Terry shared a *Yo-Yo* quilt that she found on E-Bay. That quilt presented a great study of 1930s fabrics. The third quilt was a *Contained Crazy*, owned by Linda Laird. While the silk parts of this foundation pieced beauty were very fragile, it still retained its magnificence. The last two quilts were owned by Sue. The first, a *Wreath of Roses* quilt was hand appliquéed, with some *Broderie Perse*, and quilted by Sue. This quilt is an adaptation of a Goldie Tracy Richmond pattern. The other quilt Sue shared she calls Lenna's Redwork. Sue bought this quilt from Lenna DeMarco several years ago when the *Arizona Quilt Study Group* met in Tucson. The redwork blocks are larger than "normal" and one Sue loves is a dog! Sue needed to cut this beauty down as one panel had some issues. After spending hours, trying to make it better, she gave up and decided to have a ¾ sized redwork quilt!

Reminder: Gena Kittner Luecke was present and observing at the March Public Documentation, taking both notes and pictures. Her article about the Tucson team and documentation will be published in the October issue of the *Desert Leaf*. So, please keep your eyes posted for the rest of the story. Also, the next *Public Documentation* is scheduled for **November 10th**; also at the *Arizona History Museum*.

You may have questions about the above information; please don't hesitate to contact me either by email at suevette63@comcast.net or call me at 520-490-4721.

Anyone is welcome to visit our meetings! We **love** guests. For questions about either quilt documentation or joining the team, please either call or email Tucson liaisons Sue Franklin, (520.490.4721; suevette63@comcast.net) or Terry Gryzb-Wysocki, (520.749.9326; terry-gw@mindspring.com). New team members are welcome. Monthly training sessions are held from 9:30 until 12:30 at the *Ellie Towne Flowing Wells Community Center* on Ruthrauff Road. **The next documentation session is Monday, September 10th.** Information about quilt documentation teams throughout Arizona may be obtained from Lynn Miller at either 480.202.1230 or azquilt.doc@yahoo.com. Lynn also needs people familiar with the computer to aid her with data entry for the *Quilt Index*. Lynn does distance training which takes about two hours.

VTAT NEEDS A VOLUNTEER

VTAT, Visual and Textile Arts of Tucson, is looking for a representative from the Tucson Quilters Guild. Founded about four years ago as a collective of individual artists, artist guilds, educators, and arts organizations, VTAT's dream is to create a center – eventually a permanent building – where Tucson artists can come together to learn, practice, and share their textile and visual arts.

The Tucson Quilters Guild is a founding member of VTAT and shares the long-term hopes and goals of this new and vibrant organization.

To help advance the aims of VTAT and to represent the interests and needs of the Tucson Quilters Guild, we are looking for a TQG member to represent us at the monthly VTAT board meetings. Ideally, since we are one of the largest textile arts groups in Tucson, our representative will agree to be Vice President of VTAT.

If you might be interested in this position, please contact Cathy Dargel or Elaine Romanelli (see membership list for email addresses) for more information. Both have served on the VTAT board and can attest to its fun, vitality, and worthiness.

> On Aug 19, 2018, at 5:10 PM, Judith Turner <bearquilt20@gmail.com> wrote:

>

> Hi Elaine, Cathy's sew and vac gave me your e-mail.

> I have a Juki T-L- 2220 QUP for sale with accessories. The Tablet on it is brand new. The machine has been only used about 1 hour. Am moving out of state to my Daughters. I just can not use it and I need to sell it.

> Am asking \$9,000.00 for it. Cathy's said you might know someone who is looking for one. It is in excellent condition. It can be used as 10 feet or 5 feet and the throat is 18 inches long. I would appreciate your help in finding someone that would be interested in buying it. You can contact me at 520-822-4227.



For Sale: Janome 6700P sewing machine, all accessories, table. Purchased in January at quilt show. \$1,995. Contact tielady12@gmail.com

Tucson Quilters Guild Basics

Who:	All Members
What:	Business Meeting —First Wednesday of every month in the Church Classroom. General Meetings - Second Wednesday of the month in the morning or the Tuesday evening preceding the second Wednesday - in the Parish Hall.
When:	Business Meeting — 9:30 AM ~ 10:30 AM General Meetings: Tuesday Evening —7:00~9:30 PM Wednesday Morning —9:30 AM~12:00 PM
Where:	St Frances Cabrini Church 3201 E. Presidio Near Fort Lowell and Country Club
(How): Parking	Guild members are asked to refrain from parking in the spaces in front of the Parish office; the Church wants these spaces to remain open for Church members who have business to attend to in the office. This is the small building to the east of our meeting room. PARKING NOTICE: Tuesday evening attendees: The Church's Family Classes are in session again, so PLEASE DO NOT PARK IN THE FRONT LOT. Use the side or back lot.
Why:	Come to get involved with all aspects of the Guild, to make new friends, learn new quilting skills, share, but most of all, to have FUN . But please, do not wear fragrance to meetings .
Cost:	Members (\$30/year, due in March) and Guests (\$5.00/meeting with guest speaker)

Reminder: Use of Cameras at Guild Meetings

Due to copyright concerns, photos may be taken before the meetings, during the breaks, and after the meetings. No photography or videos will be permitted during the guest speaker presentations.

SH-Hh-h-h Phone App for TQG Meetings

<http://shushapp.com> The shush app allows you turn the volume of your ringer off for whatever amount of time you want. At the end of that time your phone's ringer will be turned on again. It is handy for those of us who forget to turn on the ringer again.

Remember: TQG Meetings Are Fragrance Free

Please remember to be kind to fellow members with allergies to scents and perfumes. Please attend the meetings fragrance / perfume free. It means another member can attend.

EMAIL LIST

The Guild now has an email list for easy communication with the members. Please log into the protected area of the website and put your name and email address into the box at the top of the page. After doing this, you will receive an email. You must click on the link after making the link into one long line. If this works, you will receive another email saying you were successful. If you have any problem with this, email me at quilter@tucsonquiltersguild.com.
Meg Silvern

TQG BOARD AND COMMITTEES

President	Elaine Romanelli	president@tucsonquiltersguild.com
Vice President	Lynn Rubel	vp@tucsonquiltersguild.com
Secretary	Lani Smith	recsecretary@tucsonquiltersguild.com
Treasurer	Marie Morris	treasurer@tucsonquiltersguild.com
Endowment/ Donations	Mary Meserve	520-465-2785
Membership	Barbara Heiman	membership@tucsonquiltersguild.com
Member at Large, Evening	Kay Hendricks	520-325-4509
Member at Large, Morning	Karen Fisher	karen@karenfisherartquilts.com , 572-8825
Programs Co-Director	Hester Rodgers	hesterrodgers@gmail.com
Programs Co-Director	Joline Albaugh	Joline@dbelltech.com , 975-7021
Quilt Show Co-Chairs	Helen Frost	749-9414, helenyoungfrost@comcast.net
	Kate Verbeke	610-613-0278, katie300@icloud.com
Bears	Joyce Bott/Diane Bach	Bottjimbott@gmail.com , 520 349-6223
Bees	Position unfilled	
Corresponding Secretary	Mary Meserve	520-465-2785
Education	Position unfilled	
Finance	Position unfilled	
Guild Publicity	Position unfilled	
Historian	Cathy Dargel	520-746-9246
Library	Kathy Barton Janet Chumbley	library@tucsonquiltersguild.com
Newsletter	Suzanne and Nancy Moshier	newsletter@tucsonquiltersguild.com
Nominations	Lynn Rubel	928-713-4872, unicornquiltingaz@gmail.com
Pattern of the Month	Evelyn George	quilter4ever@cox.net
Quilt A Thon	Hannah Clark Barbara Heiman	hannaheclark@cox.net bjheiman@hotmail.com
Quilting for Others	Mary Meserve Kathy Harris	dragonquilter54@gmail.com , 520-465-2785 ksquilts@msn.com , 520-615-0541
Raffle Quilt 2019	Denise Withrow	quilltden@gmail.com , 520-429-3936
Record Keeper	Mary Meserve	520-465-2785
Website	Meg Silvern	meg@silvern.com




Pattern of the Month – September 2018

By Evelyn George

Surprise !

An 8" finished block

Modern, bright clear colors like those in our TQG Logo, above, are perfect for the exclamation points; background fabrics in gray, white, black, and black & white prints contribute nicely to the overall graphic effect. Make a contemporary wall hanging, casual throw, or a surprise gift for someone special!



(40" x 40")

For *each* block, cut:

Background


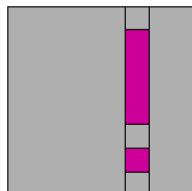
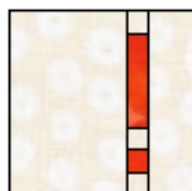
- 1 – 5½" x 8½"
- 1 – 2½" x 8½"
- 3 – 1½" x 1½"

Exclamation Point

- 1 – 1½" x 4½"
- 1 – 1½" x 1½"

Using a ¼" seam allowance, sew a 1½" background square between the 4½" strip and the 1½" dot, to make the exclamation point. Then sew one background square above, and one below the exclamation point, to complete the strip (right). → It should be 1½" wide by 8½" tall. Press seams toward dark, or as you wish.

Sew the 5½" wide background piece to the left of the exclamation point, and the 2½" wide background piece to the right of it, to complete the block.



Surprise! Block – sew many variations!