



THREAD TALES

from TQG

Happy New Year!

Linda Ballard

Being an avid seamstress all her life, Linda has taken her skills from dressmaking to creating wonderful traditional quilts using today's faster techniques and tools. She believes there's always something for everyone when it comes to quilting, and that quilters have a strong bond unlike anything else.

She lives in northern CA outside Redding in a country community called Palo Cedro, where she raised her 2 children and still resides with husband Dave. Linda was a quilt shop owner in Redding and now travels throughout the country teaching both on land and sea. She has a fondness for quilt shops, but loves to teach at Quilt Festivals, conferences, cruises, quilt guilds and camps. She says 'anyplace and anytime, she's ready'!

Linda is known for her quilting retreats that she sponsors in CA, but has been known to travel around the country offering her expertise on retreats whenever she's asked. She always says 'her bags are packed, just need an invitation'!

Linda has been featured in a variety of quilting magazines with her quilts, her patterns and as 'ad' quilts for a specific line of fabrics. She's also had the privilege of being on **Simply Quilts** for two different seasons which means plenty of reruns.

January 9 & 10 Lecture: "What if I..."

January 11, Thursday Workshop: "Fractured Crystals"
3 openings

Contact Program Directors:

Karen Fisher, email: Karen@karenfisherartquilts.com or call
520-572-8825

Denise Withrow, email: quiltiden@gmail.com or call
520-429-3936

JANUARY Calendar

Business Meeting:
Wed., January 3, 9:30 am

General Meetings:
Tues., Jan. 9, 7:00 pm
Wed., Jan. 10, 9:30 am

Newsletter Deadline:
Submission deadline for the
February Newsletter:
Wed., January 17

Articles should be sent to
Newsletter Editor
Diane Hartman at
newsletter@tucsonquiltersguild.com

**2018 Quilt Fiesta! Show
Committee—Friday,
January 26, 10 am** at
the police station on the
NW corner of Alvernon and
22nd Street. All are welcome.

THREAD TALES from TQG

President's Message 2
TQG Deadlines 2
Quilting Events 2
TQG Volunteer Opportunities 2
Member-at-Large 2
Meet a Member 3
2018 Quilt Fiesta 5-8
Future Programs 9
Bees 10
Library 11
Assoc. Organizations 11-12
Meeting Place Info 13
TQG Board 14
Pattern of Month 15

PRESIDENT'S MESSAGE

Dear Tucson Quilters,

New Year's Resolution Opportunity! We are looking for fresh designs for the Quilt Fiesta 2020 Raffle Quilt. Do you have an idea for large, bed-size quilt that would attract the sale of lots of raffle tickets? Have you wondered before why we weren't doing a more modern, or a more traditional, or a different color quilt? We would love to see your ideas. You might love to see your creativity publicized all over Tucson.

It's easy to join in. Just bring us a picture of the basic block and a picture of the finished. We accept either hand-drawn or computer generated pictures. We ask for black-and-white pictures so that the design, more than the colors, govern the selection. We hope to see multiple designs by the January meeting. Send them to me (president@tucsonquiltersguild.com) or just bring them to the meeting.

Remember, you are not committing to sewing the quilt or even supervising, but we would love to have your participation. The Guild will pay for the fabric. And we will put together a team to get your quilt expertly pieced and quilted.

Happy New Year!

Elaine Romanelli *President, Tucson Quilters Guild*

TQG DEADLINES

JANUARY 2018

Designs for 2020 Quilt Fiesta Raffle Quilt (See President's Message above.)
Small Quilts Due for Small Quilt Charitable Auction (See page 7)

FEBRUARY 2018

February 6th 7-9 pm TURN IN SHOW QUILTS at LIBRARY
February 7th 9:30—11:30 am TURN IN SHOW QUILTS at LIBRARY
February 16, 17, & 18 QUILT FIESTA 2018—**Ruby Jubilee**

FYI: UPCOMING QUILTING SHOWS AND EVENTS

January 13—February 28 Emma Andres Quilt Collection at the Arizona History Museum
(see Sue Franklin for more info—suevette63@comcast.net)

January 18 –21, 2018 Road to California Ontario, CA www.ROAD2CA.com

March 3 & 4, 2018 Quilts of the Huachucas, Sierra Vista, AZ www.hummingbirdguild.com

March 23 & 24, 2018 Splendor in the Desert Tucson, AZ www.vqgaz

June 1 & 2, 2018 Mountain Top Quilters Guild Prescott, AZ
mountaintopquiltersguild.com

GUILD VOLUNTEER OPPORTUNITIES

2018 TQG Board and Committee Openings

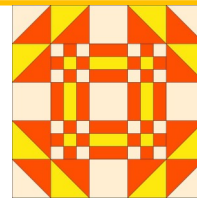


The following Board Positions will be open in February:

Recording Secretary — nominated **Lani Smith**
Treasurer — nominated **Marie Morris**
Fiesta! Show Co-Director - nominated **Kate Verbecke**
Program Co-Directors (2 positions)- nominated **Hester Rodgers** (need 2nd co-director}
Member At Large (AM)- nominated **Karen Fisher**

The following Committee Positions are also be open in February:

Librarian Morning— **Open**
Book Sale - **Open**
Education - **Open**
Bee Keeper - **Open**
Finance - **Open**
Hospitality - **Open**

**If you are interested in any of these volunteer opportunities,
please contact Nominations Committee Chair:**
Paulette Worman, lavenderlady@centurylink.net



YOUR MEMBER AT LARGE IS LISTENING

Your elected Members at Large are: Kay Hendricks, khendricks@cox.net for Tuesday Meetings and Evelyn George, quilter4ever@cox.net for Wednesday Meetings. You can email us or drop a note in our suggestion boxes at the meetings, located at the Pattern of the Month table near the front of the room. We received this reaction from Cathy Dargel about the Any Holiday Party; what was your experience?

I attended the December Holiday Potluck and had a great time and want to thank all the many Guild members that made this possible. I overheard a fellow Guild member tell a friend that she only attends the meetings when there is a Guest speaker. What a pity! There were less than 100 attendees at the Wednesday lunch, and we had a real opportunity to talk one on one with people seated nearby. At this luncheon you chose your seat assignment based on a piece of fabric. I learned so much simply by getting to know new people at my table. I'm so sorry that the vast majority of the membership didn't attend and get to know what great cooks the Guild members are and what fascinating holiday traditions are going on in our Guild. Thank you to all who made the day memorable! Cathy Dargel



TQG Meet a Member

Name: Susan Tesch Franklin

Guild Number: 1480


How long have you been a member?

2006 to present

What type of quilting speaks to you?

Baltimore Album Applique

Do you attend day or evening meetings? Both



1. How and why did you join the guild? To become more involved in the quilting world and share the passion of other quilters.
2. What is your quilting background? When, how or why did you start quilting? First simple quilt was a doll quilt, made with my mother. First quilt was a sampler made 1975-1980, completely by hand. I always loved quilts.
3. What was your first quilt like? The inspiration? My first quilt started with a class, which ended years before I actually finished the quilt, while married with children, and working.
4. Who is your favorite quilting guru, mentor, or inspiration, and why? I am inspired by quilters who take pride in accuracy and producing a beautiful product. These include, but aren't limited to, Nancy Landon and Jean Biddick.
5. When you are not quilting what are your favorite pastimes? Quilt history, collecting vintage quilts, especially doll and crib, collecting antiques, tennis, and yoga.
6. What have you most enjoyed about being a member? Involvement with persons who share my passion, Programs that pique my interest, such as appliqué.
7. What is your favorite color? Favorite food? Red-a rich true blue red. Anything with dark chocolate sounds good to me
8. What do you want the guild to know about you? I've chaired the Vintage Quilt turning for 11 years, I'm the liason with Terry Gzyb-Wysocki of the Tucson Region for the Arizona Quilt Documentation Team, and write monthly newsletter articles for the Guild regarding them.
9. Tell us something about yourself that we do not know about you? . I was recently inducted into The Arizona Quilters Hall of Fame, and will do a program for the Guild in November 2018. I love travel, especially to Colonial Williamsburg- especially fun in a corvette!
10. What question about you did we not ask that you wish we had? Did anyone in my family quilt? If so please describe.

2018 Quilt Fiesta!


Quilt Fiesta Co-Directors:

Your show committee is entering the final stretch for our 2018 Quilt Fiesta! and all is going well. Almost 400 quilts to hang and some displays from other local groups should bring the total up to close to 500!

I hope you're planning to do your hostess shift this year. With this many quilts we'll need all hands on deck to show them to our guests. It's just 2 hours and remember, you get in free. Also, you can bring a friend who's not a member and he/she gets in free also if they work a shift. Plan on car pooling if possible to lower the cost per person for parking. This is something we have absolutely no control over, and believe me, we've tried!

Thanks for all you do to make this 40th Ruby Anniversary of our show a great success!

Reilly Zoda 299-7201, sekmet73@cox.net
Helen Frost 749-9414, helenyoungfrost@comcast.net



Historical Information from your Historian about the 40th Anniversary

It has come to my attention, that in writing your descriptions on page 2 of your quilt entry, many of you are confused as to what Ruby Anniversary that we are celebrating in 2018. So to clarify, the Tucson Quilters Guild was started in 1976 and thus the 40th anniversary WAS in 2016. That was two years ago. In February 2018 we will celebrate the 40th Anniversary of the QUILT SHOW! For anyone that made this mistake, your entries are being corrected-but there are so many of you making this mistake, it was necessary for me to explain. Cathy Dargel

Quilt Fiesta Volunteers:


Dear Members,

Your TQG Quilt Fiesta Hostess Team has been hard at work! Thanks to some of you, 57% of the slots are filled as of December 14. That means of 436 Total Spots, 187 Remain to be Filled. Obviously We Still Need You! So we ask that those who have not signed up yet, please - please use the following link to sign up for a shift! Just copy and then paste in your browser bar! If you need help, don't hesitate to call! Thank you for supporting the Quilt Fiesta and Tucson Quilter's Guild.

<http://signup.com/login/entry/55702110349447401>

2018 QUILT FIESTA

Note: SignUp.com does not share your email address with anyone. If you prefer not to use your email address, please contact Shellie at 520-850-0810 and I can sign you up manually. However, you will not receive an e-mail confirmation or reminder without an email. Thank you!



2018 Quilt Fiesta!

Raffle Tickets

Hi all,

We are also very proud of our beautiful RAFFLE QUILT for this year's show and we are very anxious to make this not only a wonderful RUBY JUBILEE show, but a record year for our RAFFLE TICKET sales. We are hoping to have more members than ever come to the RAFFLE TICKET table at every meeting, from now until the show, to pick up your ticket packets.

Remember that you do not have to pay for your tickets when they are picked up. No money is due until the tickets are sold and you are ready to turn in the stubs. We hope that each member will do his or her part and pick up at least one packet, however you may take as many packets as you think you can sell or purchase. Please do your part in this effort. We want to keep this Guild that we all enjoy so much, around for another 40 years.

Patty Kruse 885-2069 krusequilter@yahoo.com
Jean Owara 298-6325 wojogin@aol.com


*Caption: The 2018 quilt is reversible with two color binding!
Top: Red and white side Bottom: White*



Help with Quilt Show Publicity-Please?

The bookmarks and flyers for our 2018 Quilt Fiesta! are available now. Please see Cathy Dargel and help get the word out about our Show. The last few years have seen declining revenue, so we have had to scale back on our Guest Speakers. Here is your opportunity to get the word out and get more attendance. Put a poster up at your church, library, hair salon or anywhere else you know the general public frequents (coffee shop?). The more money we raise the better the programs can be, so if you want to see a change, be part of the publicity committee. Mail bookmarks to your friends, or take them to RV parks. If all 400 members of the Guild put out a flyer or bookmarks to one location we could cover the state! Please help. Thank you.

Cathy Dargel



Outreach Booth

Are you working on a project that you started in one of our program classes? I would Love to hang it in the Outreach booth at our Quilt Show in February. Everyone enjoys seeing what has been made in our classes. Please consider letting me hang it there for everyone to admire.

Happy Quilting
Mary Meserve

DragonQuilter54@gmail.com

2018 Quilt Fiesta!

Small Quilt Charity Auction

Deadline to donate a Small Quilt for the Auction is the **January meetings**.

THANK YOU to all who have donated quilts!
There is still time to bring your Small Quilt to the January meetings.

This year's charities are **Literacy Connects** and its subsidiary - **Reading Seed**. **Literacy Connects** is a Tucson-based nonprofit founded in July 2011 through the merger of five literacy organizations (including Reading Seed). From birth throughout adulthood, Literacy Connects' programs offer opportunities for learners of all ages to realize their potential. Last year, the Literacy Connects staff and more than 1,500 dedicated volunteers helped more than 50,000 individuals in Southern Arizona.

Reading Seed (one of Literacy Connects programs for children) recruits and trains volunteer reading coaches to work one-on-one with students in kindergarten through third grade who are reading below grade level. Free books are distributed to the students to help establish a home library and the habit of reading at home.

The funds raised by 2018 Small Quilt Charity Auction will be split between the parent organization **Literacy Connects** and **Reading Seed**. Reading Seed monies will be dedicated to buying books to be given to the Reading Seed students. For more information about these charities please visit their website: www.literacyconnects.org

Donating a Small Quilt

Donating a quilt to the Small Quilt Auction is fun and easy. The only requirement is the maximum perimeter size is 100 inches.

If your small Quilt contribution is a table runner, there is no need to add a hanging sleeve.

Questions? Email Diane Hartman or Judy Edison, smallquilt@tucsonquiltersguild.com

SMALL QUILT ENTRY FORM (FOR COMPLETED DONATIONS)

Quilter's name(s): _____

Address and Phone # _____

Email address: _____

Quilt Title: _____

Quilt width: _____ Quilt length: _____

Artist's statement about this quilt: (50 words or less)



-----OFFICE USE ONLY-----
QUILT NUMBER _____

2018 Quilt Fiesta!

Volunteer for Judging Committee:

If you would like to help with the judging process for the 2018 quilt show, please send an email to JoAnn Hinchcliff, mamahinch52@cox.net, or Karen Kelter, azgal39@yahoo.com to get your name on the list. Please indicate if you want to help on Monday, February 12; Tuesday, February 13; or Wednesday, February 14. Let us know if you have had experience on this committee in the past.

Quilt Fiesta and the Vintage Quilt Turning

Quilt Fiesta and the Vintage Quilt Turning! Ruby! Lovely Red and white quilts! Guess what? Turners still are needed! Please don't miss this opportunity to see these lovely quilts up close and personal. **Ruby**...a color that makes everyone happy!

Please notify Sue if you are able to turn quilts on either Friday or Saturday. The schedule is set and names are being slotted and kept by both Sue and Sheryl. Past narrators and turners, you know what a fun time is ahead.

Please contact Sue Franklin, chair, at either 520.490.4721 or suevette63@comcast.net, or committee members Judy Breneman at judyanneb@cox.net, Eileen Mechling at jemech@comcast.net, Kathie Miller at kmmiller@hotmail.com or Sheryl Verts at ksherylv@yahoo.com with questions



Hanging Committee

As Guild Members, you may already know that the response to our Quilt Fiesta! 40th Ruby Jubilee has been just wonderful. 397 quilts (so many beautiful quilts) are entered in the Show this year, and the Hanging Committee has managed to include **ALL** of the quilts. HOWEVER, that means that we will need a lot of Volunteers to help hang all of the quilts. We realize that the Christmas and New Year's holidays are upon us; but if you are willing to volunteer, you can sign up at the January meetings or email Paulette Worman at lavenderlady@centurylink.net. We wish you all a Merry Christmas and a Happy New Year.

Quilt ID Cards for the 2018 Quilt Fiesta! Show

A BIG thank you to the Guild members who downloaded and filled out their entries on the computer. The vast majority didn't, and so struggling with the written word on these forms has given me a new appreciation for alcohol! Also before the next Show, I think we need to have a slide show explanation of how to fill out the forms. The stories I could tell you....and just to give you an example, last year a friend of mine(?) said that she filled out her quilt show entry in the back of a car going 60 miles an hour on the freeway on the way to the Meeting to turn in the forms. Not her best work as far as penmanship and she apologized. I will strive to make these cards look as good as possible, no matter my state of sobriety. Thank you. Cathy Dargel

PROGRAM NOTES

Click on the website address to look at the workshops in detail. Most websites will also have the Supply List needed for the class. The 1 day classes are \$50 and the 2 day classes are \$100. We can now accept credit cards. The classes are from 9:00 AM to 3:30 PM each day and they are held at the St. Francis Cabrini Church, 3201 E. Presidio, Tucson, AZ 85716 in the large multi-purpose room (the same location as the lectures). These workshops are a great opportunity for you to learn new quilting skills at a very reasonable price from professional quilters from all over the United States!


Questions: Contact Program Directors: Karen Fisher or Denise Withrow

Karen Fisher, email: Karen@karenfisherartquilts.com or call 520-572-8825

Denise Withrow, email: quiltiden@gmail.com or call 520-429-3936

Upcoming Programs

2018



**February 6 & 7
Turn in Quilt Fiesta! Entries**

**2018 Quilt Fiesta!
Ruby Jubilee**

February 16, 17, and 18

March 2018

Colleen Wise

March 13 & 14 Lecture: "Hand of the Artist: Putting Myself into the Work"

March 15 Workshop: "Bob and Weave" [Supply List](#) 15 openings

Sign ups open: Now

April 2018

Karen Fisher

April 10 & 11 Lecture: "Why We Choose the Quilts We Make and Love"

April 12 Workshop: Karen's Spiffy Machine Applique Technique 10 openings

Sign ups open: Now

May 2018

Cindy Seitz-Krug

May 8 & 9 Lecture: "Twenty Tips and Tricks for Better Machine Quilting"

May 10 Workshop: "Gorgeous Gridded Backgrounds"

BEES, BEES, BEES

CENTRAL AREA:

Himmel Park Contact: Ruth Campbell, 520-792-1639

Where: Himmel Park Library;
When: Third Wednesdays, 6:30 PM



GREEN VALLEY:

Hexies Bee English Paper Piecing, Contact: Carole Sullivan, 520-762-8652

Where: Friends Indeed Community Center, Green Valley, AZ

When: First Wednesdays, Noon – 3PM

North of the Border Contact: Babs Phillips, 520-393-6557

Where: M & I Bank, 270 W Continental, Green Valley;
When: Thursdays 9:30 – Noon

SOUTHWEST:

Southwest Side Bee All are welcome. Contact: Marie Morris, 520-403-6208 or 520-623-0123.

Where: Grace Pointe Church, 2555 W. Valencia Rd., Tucson

When: Mondays, 6:30 – 8:00 p.m.



The closed Bees list is on the TQG member website.

EAST SIDE:

Art Quilters Contact: Mary Vaneecke, 520-444-7149

Where: Eastside City Hall, 7575 E Speedway (just west of Quilters Market);
When: Third Wednesdays, 10 AM to Noon

Charity Bee for more information call Susan 520-747-8458

Where: Quilters Market

When: 2nd Tuesday of the month at 1:00 pm

Eagle Wings Quilts of Valor Bee

Contact: Char Gasker 520.749.0723

Where: Far Horizons East, South Clubhouse, [7570 E. Speedway, Tucson, AZ 85710](#)

When: Fourth Thursdays, 1:00 - 4:00 p.m.

Evening Eastside Bee Contact: Arlene Svenson [520-822-8515](#)

Where: Unity Church of Peace, 1551 S Eastside Loop

When: First Thursdays, 6:30 – 9 PM

The Evening Eastside Bee does not meet during the summer.

UFO Bee (Bring your own UnFinished Objects)

Contact: Mary Meserve, marymes@aol.com

Where: Quilters Market

When: Tuesdays, 9:00 – 11:30 a.m.

Pacific Rim Quilting Bee Asian fabrics, donation quilts

Contact: Annette Meyer,

shelbymeयरaz@cox.net; Susan Owara

Where: The Quilt Basket When: First Tuesdays, 10:00 a.m. – noon

Bee Keeper: Elaine Romanelli

president@tucsonquiltersguild.com



Tucson Quilters Guild and Tucson's Quilt



Fiesta! have a Facebook page! Since this is FREE publicity for our Guild and our show, ask your friends to 'like' the page. What can be better than free?

<https://www.facebook.com/pages/Tucson-Quilters-Guild-Tucson-Quilt-Fiesta/121887434544473>

Newsletter Advertising

Members: \$5.00 for small want ads for Quilting/ sewing related items


Quilt related-businesses: \$25 business card size, \$50 1/4 page, \$100 half page

For additional information and to reserve space in the next newsletter,

email the newsletter editor:

newsletter@tucsonquiltersguild.com

LIBRARY



The TQG Library is open in January.

Please remember to return your borrowed books.

Happy New Year!

The Library would love your feedback on preferences,
book suggestions, questions.

Email: library@tucsonquiltersguild.com

Other Organizations Associated with TQG


Quilt For a Cause:

If you are going on the QFaC Bus to Road to California, and you have any questions, please contact Colleen at cjquilts@att.net or (520) 405-5478. Both buses are full, but there is a wait list.

We're planning fundraising events year 'round, so any time is a great time to make and donate a quilt to Quilt For a Cause! Any theme, color, or style is welcome, including juvenile, animal, garden, nature, landscape, traditional, modern, whimsical, etc. Beautiful, colorful new quilts of all sizes (preferably under 90") are in demand! We would be very grateful if you would add a hanging sleeve (3-4"). QFaC Quilt donation forms are available at the Guild meetings or on our website, QuiltForaCause.org. We will be accepting quilts at the Guild meetings, or you can drop them off at Cactus Quilts, Cathey's, Quilt Basket, Quilter's Market, and The Squirrel's Nest in Sierra Vista.

And if you would like to donate your Quilt Fiesta! entry after the show, please write "QFaC" on your claim check, and give it to us at the Guild meeting in January or bring it to our booth at the quilt show, along with a completed QFaC quilt donation form. We would be so delighted to receive your beautiful creation to use as a fundraiser to help win the fight against women's cancers!

Quilt For a Cause, Inc. is a 501 (c) 3 non-profit using quilts to raise funds to fight against breast and gynecologic cancers -- Thank you, Quilters, for making a difference in the fight against women's cancers in our community!



Other Organizations Associated with TQG

Arizona Quilt Documentation Project – Tucson **By Sue Franklin**

The team added two new members, Jan Dahlgran and Debi Black. After a brief business meeting including a discussion by Sue and Peggy about the Emma Andres quilt collection, purchased by Lynn and Ralph Miller for \$60,000. Emma's quilts are now housed in the *Arizona History Museum* where they will receive proper care. Currently, a fundraising effort is in effect so that the Museum may buy the collection from the Millers. The team voted to donate \$250 from their funds, housed in a bank near Sue. Sue will manage that transaction. Some individual team members already have made personal donations. Others who choose to do so may donate by writing the check to *Friends of Arizona History* and mail the check to the *Arizona History Museum*, 949 E. Second Street, Tucson 85719, attention, Laraine Daly-Jones. There will be an exhibit of the Emma Andres quilt collection at the *Museum* January 13th through February 28th. Emma, who spent her entire life in Prescott, is a true Arizona treasure. She and Goldie Tracy Richmond are wonderful persons to emulate.

Bea Kabler offered the continuing education segment. Her topic: *The Quilts of Gee's Bend*. Bea grew up in Alabama and traveled in the area of the Gee's Bend quilters many times over the years. She noted that most of the makers were descendants of slaves from the Mark Pettway's plantation in Alabama. There is an area in Alabama known as the "black belt" where the preponderance of people is black. While called Gee's Bend in the past, the Post Office renamed it to Boykin in 1949; however, it remains Gee's Bend to the locals.

The area is U shaped, 5 miles across and 7 miles long and on three sides, has the Alabama River. In the early years, there was a ferry, but it is gone since the mid 1960s, making a very long trip on a bad road to get to town to register (to vote). Bea noted Gee's Bend inhabitants didn't lose privileges because they were black, but because "they forgot they were black."

Before 1932, a kind merchant extended credit to the folks of Gee's Bend. That changed dramatically when he died and his shrewish wife took over the store. She collected with a vengeance! In 1962, a dam to generate electricity was built and the outcome meant the most fertile acres were flooded. Gee's Bend women began to have an interest in quilting and also to have some involvement with a bee in nearby Alberta.

Gee's Bend quilters, from remote Gee's Bend, ultimately became Cinderellas. They were stars on the contemporary art scene with vivid patterns made with fabrics from their every day clothes. Shy, elegant, prolific, they delighted in the respect and appreciation that greeted their efforts. Their goal: to break the pattern: to see what others do and then change it, to make it their own. Gee's Bend quilters offered bold new approaches to a distinctive American art form. The quilts of Gee's Bend introduced bright contrasting color and a dramatic contrast to traditional American and European quilting.

Jan and Debi were oriented to the documentation by Sue while other team members documented three of Bea's Gee's Bend quilts and one of Gwen Moore's. Bea's include a Pastel Checkerboard, US Postal Stamp Series, and Pig in the Pen. Gwen's quilt was a T-shirt quilt made for her daughter that highlighted varied athletic achievements.

Details of this program are available on the AZQS web site www.azquiltstudygroup.org/.

Anyone is welcome to visit our meetings! We **love** guests. For questions about either quilt documentation or joining the team, please either call or email Tucson liaisons Sue Franklin, (520.490.4721; suevette63@comcast.net) or Terry Gryzb-Wysocki, (520.749.9326; terrygw@mindspring.com). New team members are welcome. Monthly training sessions are held from 9:30 until 12:30 at the *Ellie Towne Flowing Wells Community Center* on Ruthrauff Road. **The next meeting is Monday, December 4th**. Information about quilt documentation teams throughout Arizona may be obtained from Lynn Miller at either 480.632.2819 or azquiltloc@yahoo.com. Lynn also needs people familiar with the computer to aid her with data entry for the *Quilt Index*. Lynn does distance training which takes about two hours.



Tucson Quilters Guild Basics

Who:	All Members
What:	Business Meeting —First Wednesday of every month in the Church Classroom. General Meetings - Second Wednesday of the month in the morning or the Tuesday evening preceding the second Wednesday - in the Parish Hall.
When:	Business Meeting — 9:30 AM ~ 10:30 AM General Meetings: Tuesday Evening —7:00~9:30 PM Wednesday Morning —9:30 AM~12:00 PM
Where:	St Frances Cabrini Church 3201 E. Presidio Near Fort Lowell and Country Club
(How): Parking	Guild members are asked to refrain from parking in the spaces in front of the Parish office; the Church wants these spaces to remain open for Church members who have business to attend to in the office. This is the small building to the east of our meeting room. PARKING NOTICE: Tuesday evening attendees: The Church's Family Classes are in session again, so PLEASE DO NOT PARK IN THE FRONT LOT. Use the side or back lot.
Why:	Come to get involved with all aspects of the Guild, to make new friends, learn new quilting skills, share, but most of all, to have FUN . But please, do not wear fragrance to meetings .
Cost:	Members (\$30/year, due in March) and Guests (\$5.00/meeting with guest speaker)

Reminder: Use of Cameras at Guild Meetings

Due to copyright concerns, photos may be taken before the meetings, during the breaks, and after the meetings. No photography or videos will be permitted during the guest speaker presentations.

SH-Hh-h-h Phone App for TQG Meetings

<http://shushapp.com> The shush app allows you turn the volume of your ringer off for whatever amount of time you want. At the end of that time your phone's ringer will be turned on again. It is handy for those of us who forget to turn on the ringer again.

Remember: TQG Meetings Are Fragrance Free

Please remember to be kind to fellow members with allergies to scents and perfumes. Please attend the meetings fragrance / perfume free. It means another member can attend.

EMAIL LIST

The Guild now has an email list for easy communication with the members. Please log into the protected area of the website and put your name and email address into the box at the top of the page. After doing this, you will receive an email. You must click on the link after making the link into one long line. If this works, you will receive another email saying you were successful. If you have any problem with this, email me at quilter@tucsonquiltersguild.com.
Meg Silvern

TQG BOARD AND COMMITTEES

President	Elaine Romanelli	president@tucsonquiltersguild.com
Vice President	Paulette Worman	lavenderlady@centurylink.net
Endowment/ Donations	Mary Meserve	520-465-2785
Membership	Kathy Barton	membership@tucsonquiltersguild.com
Member at Large, Evening	Kay Hendricks	520-325-4509
Member at Large, Morning	Evelyn George	520-325-0166
Programs Co-Director	Karen Fisher	Karen@karenfisherartquilts.com 520-572-8825
Programs Co-Director	Denise Withrow	quiltiden@gmail.com 520-429-3936
2018 Quilt Show Co Director	Reilly Zoda	sekmet73@cox.net
2018 Quilt Show Co Director	Helen Frost	helenyoungfrost@comcast.net
Secretary	Lani Smith	recsecretary@tucsonquiltersguild.com
Treasurer	Marie Morris	treasurer@tucsonquiltersguild.com
Bears	Christine McCollum	520-748-9165
Bees	Elaine Romanelli	president@tucsonquiltersguild.com
Corresponding Secretary	Mary Meserve	520-465-2785
Finance	OPEN	
Guild Pins	Sue Burns	scpb@cox.net
Guild Publicity	Cathy Dargel	520-746-9246
Historian	Cathy Dargel	520-746-9246
Holiday Block Exchange	Judy Gilmartin	jgilmartin@msn.com
Hospitality	Christine McCollum Marie Luongo	520-748-9165
Library	Diane Hartman	library@tucsonquiltersguild.com
Newsletter	Diane Hartman	newsletter@tucsonquiltersguild.com
Pattern of the Month	Evelyn George	quilter4ever@cox.net
Quilt A Thon	Barbara Heiman	bjheiman@hotmail.com
Quilting for Others	Mary Meserve Kathy Harris	520-465-2785 520-615-0541
Raffle Quilt 2018	Colleen Babcock	cjquilts@att.net
Record Keeper	Mary Meserve	520-465-2785
Website	Meg Silvern	meg@silvern.com
Education	OPEN	

Feathers from Fabric

Would you believe the two feathers shown in the photo, right, are made from the same fabric? It's 100% cotton, old fashioned denim (no spandex). The white feather is cut on the lengthwise grain and the indigo one on the crosswise grain; edges are raveled all the way to the spine to make lovely, fluffy feathers, suitable for embellishing quilts, wearables or just about anywhere you'd like to add a feather or two. It's quite simple, it just requires some patience!



Start by cutting a rectangle of prewashed new or gently used denim fabric a little larger than the feather you'd like. For the white feather, cut a 2 ½" x 6" rectangle on the lengthwise grain; for the dark feather, cut 3" x 7" rectangle of fabric on crosswise grain. Experiment with different sizes and fabrics.

Cut 3 pieces of dark gold pearl cotton embroidery thread about 8" long. Pinch ends together to start stitching, then twist slightly together as you do a close zigzag over them, down the center of the strip, following the grain of the fabric as closely as possible. Be sure to backstitch at both ends. Trim the fabric into a feather shape; it doesn't have to be perfect!

Beginning at outer edge, fringe the feather by loosening and removing one thread at a time, as shown. It may be helpful to rub the cut edges together to soften them a little so you can find the next thread to pull; also it may be easier to see the threads if you work from wrong side of fabric. Continue removing threads until you have reached the center spine, but don't remove threads under it; you need those to keep your feather together. Trim off excess gold thread at ends, and fray it at the tip of the feather, to blend in.

Finished feathers can be positioned as desired and tacked in place on your project with a few stitches by hand or machine.

