



THREAD TALES

from TQG

ANY HOLIDAY PARTY !

Dear Tucson Quilters,

Join us in December for our inaugural (soon to be annual) ANY HOLIDAY party: December 12th at 7pm for the evening group and December 13th at 9:30am for the morning group. What's an ANY HOLIDAY party? We take a moment at the end of the year to commemorate the celebrations and remembrances of the entire year.

Bring your ANY HOLIDAY-themed quilts for a special show and tell. You pick the holiday (or holidays). We'll enjoy the quilts and the stories behind them

Also, be sure to arrive a little early so that the hospitality team can get everything set up properly and so that you can engage in our getting-to-know-each-other games. We are planning some fun!

Happy Holidays, Everybody.

Elaine Romanelli president@tucsonquiltersguild.com
President, Tucson Quilters Guild

DECEMBER Calendar

Business Meeting:
Wed., December 6, 9:30 am

General Meetings:
Tues., Dec. 12, 7:00 pm
Wed., Dec. 13, 9:30 am

Newsletter Deadline:
Submission deadline for the
January Newsletter:
Wed., December 20

Articles should be sent to
Newsletter Editor
Diane Hartman at
newsletter@tucsonquiltersguild.com

**2018 Quilt Fiesta! Show
Committee—Friday,
December 15, 10 am** at
the police station on the
NW corner of Alvernon and
22nd Street. All are welcome.



THREAD TALES from TQG

TQG Volunteer Opportunities 2
TQG Deadlines 2
Meet a Member 3
2018 Quilt Fiesta 4-7
Future Programs 8
Member-at-Large 9
Library 9
For Sale 9
Bees 10
Quilting Events 10
Assoc. Organizations 11-12
Meeting Place Info 13
TQG Board 14
Pattern of Month 15-16

TQG Holiday Party To Do List

Dish to share!
Quilt to share!
Holiday Smile!!

HAPPY HOLIDAYS!

GUILD VOLUNTEER OPPORTUNITIES

2018 TQG Board and Committee Openings

The following Board Positions will be open in February:

Recording Secretary — nominated Lani Smith

Treasurer — nominated Marie Morris

Fiesta! Show Co-Director

Program Co-Directors (2 positions)

Member At Large (AM)

The following Committee Positions will also be open in February:

Librarian Evening

Librarian Morning

Book Sale

Education

Bee Keeper

Finance

Hospitality

Bears

**If you are interested in any of these volunteer opportunities,
please contact Nominations Committee Chair:
Paulette Worman, lavenderlady@centurylink.net**

TQG DEADLINES

JANUARY 2018

Small Quilts Due for Small Quilt Charitable Auction (See page 6)

FEBRUARY 2018

February 6th 7-9 pm TURN IN SHOW QUILTS at LIBRARY

February 7th 9:30—11:30 am TURN IN SHOW QUILTS at LIBRARY

February 16,17, &18 QUILT FIESTA 2018—**Ruby Jubilee**



TQG Meet a Member

Name: Hannah Clark

Guild Number: 2555

How long have you been a member?

1 year

What type of quilting speaks to you?

Hand quilting, needle turned applique

Do you attend day or evening meetings?

Evening



1. How and why did you join the guild? Finally! After attending the quilt show for over 20 years I joined (With a friend who invited me to join with her)

2. What is your quilting background? When, how or why did you start quilting? My grandmother and her friends quilted, my Mother & Aunts quilted

3. What was your first quilt like? The inspiration? In 1977 I made an appliqué Sunbonnet Sue for my baby, hand quilted on Percale!

4. Who is your favorite quilting guru, mentor, or inspiration, and why? My Grandmother. She died when I was 8 years old but I remember sitting under the frame

5. When you are not quilting what are your favorite pastimes? Cooking, eating, reading, and playing with my grandchildren

6. What have you most enjoyed about being a member? The programs, encouragement to branch out


7. What is your favorite color? Favorite food? Purple and all its shades and hues, for food enchiladas and chocolate

8. What do you want the guild to know about you? My husband and I are beekeepers, as are 2 of our sons and one daughter

9. Tell us something about yourself that we do not know about you? I have given away most of the quilts I have ever made-all machine pieced or appliquéed and hand quilted. Finally learning to machine quilt

10. What question about you did we not ask that you wish we had? How long have you lived in Tucson? 50 years, but I was born here long before that. Have you invited anyone to join the guild?

2018 Quilt Fiesta!



Quilt Fiesta Co-Directors:

Hello Fellow Quilters!

Well, the numbers are in and it is *outstanding!* 397 quilts were entered with 101 of them Red and White, and only one has hung in the show previously! I think this will be the most quilts in a *Quilt Fiesta!* ever.

Please be *super* kind to the Hanging Committee! Kathy, Paulette, Chris and Jennifer will be working really hard to get all the quilts in and hung beautifully. I worked on the committee a couple of years ago and I can tell you it's rewarding but hard work. Hopefully, once the rows are arranged we won't have a lot of withdrawals.

If you do run into a snag and feel you can't get one of your quilts show ready, please let us know ASAP. But *please* don't think we're encouraging you to withdraw one!

It's going to be a great show, thanks to all of you and your hardworking Show Committee!

Happy quilting! And Happy Holidays!

Reilly Zoda 299-7201, sekmet73@cox.net
Helen Frost 749-9414, helenyoungfrost@comcast.net

Quilt Fiesta Volunteers:

PLEASE SIGN-UP FOR THE 2018 QUILT FIESTA!



We're using SignUp.com (the leading online signup and reminder tool) to organize our upcoming activity.

Here's how it works in 3 easy steps:

1. Click this link to go to our invitation page on SignUp.com: <http://signup.com/login/entry/55702110349447401>
2. Enter your email address: (You will NOT need to register an account on SignUp.com)
3. Sign up! Choose your spots - SignUp.com will send you an automated confirmation and reminders. Easy!

2018 QUILT FIESTA

Note: SignUp.com does not share your email address with anyone. If you prefer not to use your email address, please contact Shellie at 520-850-0810 and I can sign you up manually. However, you will not receive an e-mail confirmation or reminder without an email. Thank you!



2018 Quilt Fiesta!

Raffle Tickets


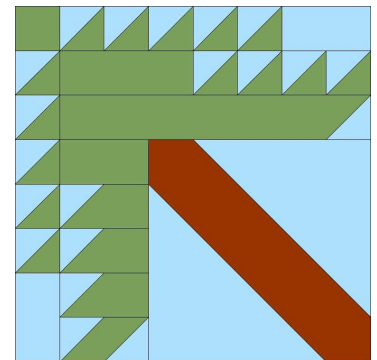

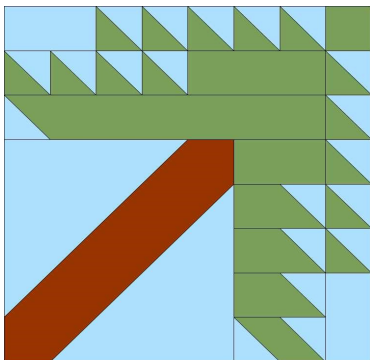
Hi all,

We are also very proud of our beautiful RAFFLE QUILT for this year's show and we are very anxious to make this not only a wonderful RUBY JUBILEE show, but a record year for our RAFFLE TICKET sales. We are hoping to have more members than ever come to the RAFFLE TICKET table at every meeting, from now until the show, to pick up your ticket packets.

Remember that you do not have to pay for your tickets when they are picked up. No money is due until the tickets are sold and you are ready to turn in the stubs. We hope that each member will do his or her part and pick up at least one packet, however you may take as many packets as you think you can sell or purchase. Please do your part in this effort. We want to keep this Guild that we all enjoy so much, around for another 40 years.

Patty Kruse 885-2069 krusequilter@yahoo.com
Jean Owara 298-6325 wojogin@aol.com

*Caption: The 2018 quilt is reversible with two color binding!
Top: Red and white side Bottom: White*



Outreach Booth

Are you working on a project that you started in one of our program classes? I would Love to hang it in the Outreach booth at our Quilt Show in February. Everyone enjoys seeing what has been made in our classes. Please consider letting me hang it there for everyone to admire.

Happy Quilting
Mary Meserve

DragonQuilter54@gmail.com

2018 Quilt Fiesta!

Small Quilt Charity Auction

Deadline to donate a Small Quilt for the Auction is the January meetings.

This year's charities are **Literacy Connects** and its subsidiary - **Reading Seed**. **Literacy Connects** is a Tucson-based nonprofit founded in July 2011 through the merger of five literacy organizations (including Reading Seed). From birth throughout adulthood, Literacy Connects' programs offer opportunities for learners of all ages to realize their potential. Last year, the Literacy Connects staff and more than 1,500 dedicated volunteers helped more than 50,000 individuals in Southern Arizona.

Reading Seed (one of Literacy Connects programs for children) recruits and trains volunteer reading coaches to work one-on-one with students in kindergarten through third grade who are reading below grade level. Free books are distributed to the students to help establish a home library and the habit of reading at home.

The funds raised by 2018 Small Quilt Charity Auction will be split between the parent organization **Literacy Connects** and **Reading Seed**. Reading Seed monies will be dedicated to buying books to be given to the Reading Seed students. For more information about these charities please visit their website: www.literacyconnects.org

Donating a Small Quilt

Donating a quilt to the Small Quilt Auction is fun and easy. The only requirement is the maximum perimeter size is 100 inches.

Orphan blocks, workshop samples, Aunt Sadie's almost finished redwork are all candidates for becoming a small quilt for the auction. Put on a border, maybe add some embellishment, quilt it and add a 2 inch sleeve. You're done! Please include an entry form (see below) with your small quilt donation.

SMALL QUILT ENTRY FORM (FOR COMPLETED DONATIONS)

Quilter's name(s): _____

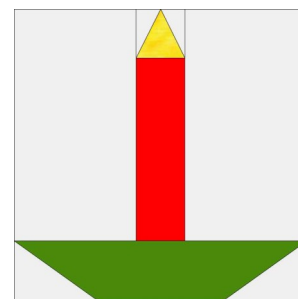
Address and Phone # _____

Email address: _____

Quilt Title: _____

Quilt width: _____ Quilt length: _____

Artist's statement about this quilt: (50 words or less)



-----OFFICE USE ONLY-----
QUILT NUMBER _____




2018 Quilt Fiesta!

Quilt Fiesta and the Vintage Quilt Turning

Quilt Fiesta and the Vintage Quilt Turning! Ruby! Red and white quilts are beautiful! You will be amazed at the variety you'll see in February. The size varies from doll quilt to bed quilts. Design choices provide excitement and aren't duplicated. **Ruby**...a color to make everyone happy!

Anyone interested in helping with the turning, please notify Sue. The schedule is set and names are being slotted and kept by both Sue and Sheryl. Past narrators and turners, you know what a fun time is ahead.

Please contact Sue Franklin, chair, at either 520.490.4721 or suevette63@comcast.net, or committee members Judy Breneman at judyanneb@cox.net, Eileen Mechling at jemech@comcast.net, Kathie Miller at kmmiller@hotmail.com or Sheryl Verts at ksheryl@yahoo.com with questions or comments.



NOTE: Change in Date to Turn in Quilts

Quilt delivery dates are:

**Tuesday (night meeting), 6th of February
and Wednesday (day meeting), 7th of February.**

The collection point will be in the Library Room
at our usual St Frances Cabrini Church
and the hours will be the regular meeting hours.


PROGRAM NOTES

Click on the website address to look at the workshops in detail. Most websites will also have the Supply List needed for the class. The 1 day classes are \$50 and the 2 day classes are \$100. We can now accept credit cards. The classes are from 9:00 AM to 3:30 PM each day and they are held at the St. Francis Cabrini Church, 3201 E. Presidio, Tucson, AZ 85716 in the large multi-purpose room (the same location as the lectures). These workshops are a great opportunity for you to learn new quilting skills at a very reasonable price from professional quilters from all over the United States!

Questions: Contact Program Directors: Karen Fisher or Denise Withrow

Karen Fisher, email: Karen@karenfisherartquilts.com or call 520-572-8825

Denise Withrow, email: quiltiden@gmail.com or call 520-429-3936




Upcoming Programs

2018

January 2018

Linda Ballard



January 9 & 10 Lecture: "What if I..."


(Only one workshop this month)

January 11, Thursday Workshop: "Fractured Crystals" 11 openings

Signups

open: Now

February 2018
February 6 & 7
Turn in Quilt Fiesta! Entries



2018 Quilt Fiesta!
February 16, 17, and 18
Ruby Jubilee

March 2018

Colleen Wise

March 13 & 14 Lecture: "Hand of the Artist: Putting Myself into the Work"

March 15 Workshop: "Bob and Weave" [Supply List](#)

Sign ups open: Now

April 2018

Karen Fisher

April 10 & 11 Lecture: "Why We Choose the Quilts We Make and Love"

April 12 Workshop: Karen's Spiffy Machine Applique Technique

Sign ups open: Now

YOUR MEMBER AT LARGE IS LISTENING

Your elected Members at Large are: Kay Hendricks, khendricks@cox.net for Tuesday Meetings and Evelyn George, quilter4ever@cox.net for Wednesday Meetings. You can email us or drop a note in our suggestion boxes at the meetings, located at the Pattern of the Month table near the front of the room.

If you have any suggestions, complaints or questions about the Guild, please let us know, and we'll do our best to direct it to the person who can best answer it. You can do this anonymously if you prefer, but if you want a personal reply, be sure to include your contact info. Thanks! We look forward to hearing your ideas.




FOR SALE

For Sale Christmas Special:

Gilmore floor loom with 54" wide weaving area. The loom has 8 harnesses and 14 treadles. It comes with 6, 8, 10, and 12 dent reeds, a one drawer bench, sectional warp beam, temple and shuttles. Asking price is \$1000.00. Any question or showing, call Lee at 520-549-8367.

LIBRARY NEWS



The TQG Library is closed in December.

Please return your borrowed books in January.

Happy Holidays!

The Library would love your feedback on preferences,
book suggestions, questions.

Email: library@tucsonquiltersguild.com



Tucson Quilters Guild and Tucson's Quilt Fiesta! have a Facebook page! Since this is FREE publicity for our Guild and our show, ask your friends to 'like' the page. What can be better than free?

<https://www.facebook.com/pages/Tucson-Quilters-Guild-Tucsons-Quilt-Fiesta/121887434544473>

Newsletter Advertising

Members: \$5.00 for small want ads for Quilting/
sewing related items
Quilt related-businesses: \$25 business card
size, \$50 1/4 page, \$100 half page
For additional information and to reserve space in the
next newsletter,
email the newsletter editor:
newsletter@tucsonquiltersguild.com

BEES, BEES, BEES

CENTRAL AREA:

Himmel Park Contact: Ruth Campbell, 520-792-1639

Where: Himmel Park Library; When: Third Wednesdays, 6:30 PM



GREEN VALLEY:

Hexies Bee English Paper Piecing, Contact: Carole Sullivan, 520-762-8652

Where: Friends Indeed Community Center, Green Valley, AZ

When: First Wednesdays, Noon – 3PM

North of the Border Contact: Babs Phillips, 520-393-6557

Where: M & I Bank, 270 W Continental, Green Valley; When: Thursdays 9:30 – Noon

SOUTHWEST:

Southwest Side Bee All are welcome. Contact: Marie Morris, 520-403-6208 or 520-623-0123.

Where: Grace Pointe Church, 2555 W. Valencia Rd., Tucson

When: Mondays, 6:30 – 8:00 p.m.



The closed Bees list is on the TQG member website.

EAST SIDE:

Art Quilters Contact: Mary Vaneecke, 520-444-7149

Where: Eastside City Hall, 7575 E Speedway (just west of Quilters Market); When: Third Wednesdays, 10 AM to Noon

Charity Bee for more information call Susan 520-747-8458

Where: Quilters Market

When: 2nd Tuesday of the month at 1:00 pm

Eagle Wings Quilts of Valor Bee

Contact: Char Gasker 520.749.0723

Where: Far Horizons East, South Clubhouse, [7570 E. Speedway, Tucson, AZ 85710](#)

When: Fourth Thursdays, 1:00 - 4:00 p.m.

Evening Eastside Bee Contact: Arlene Svenson [520-822-8515](#)

Where: Unity Church of Peace, 1551 S Eastside Loop

When: First Thursdays, 6:30 – 9 PM

The Evening Eastside Bee does not meet during the summer.

UFO Bee (Bring your own UnFinished Objects)

Contact: Mary Meserve, marymes@aol.com

Where: Quilters Market

When: Tuesdays, 9:00 – 11:30 a.m.

Pacific Rim Quilting Bee Asian fabrics, donation quilts

Contact: Annette Meyer,

shelbymeयरaz@cox.net; Susan Owara

Where: The Quilt Basket When: First Tuesdays, 10:00 a.m. – noon

Bee Keeper: Elaine Romanelli

president@tucsonquiltersguild.com



FYI: UPCOMING QUILTING SHOWS AND EVENTS

January 18 –21, 2018 Road to California Ontario, CA www.ROAD2CA.com

March 3 & 4, 2018 Quilts of the Huachucas, Sierra Vista, AZ www.hummingbirdguild.com

March 23 & 24, 2018 Splendor in the Desert Tucson, AZ www.vqgaz

June 1 & 2, 2018 Mountain Top Quilters Guild Prescott, AZ


mountaintopquiltersguild.com

Other Organizations Associated with TQG

Quilt For a Cause:

If you're going on the QFaC Bus to Road to California, please note that December 15 is the deadline for your final payment. (A QFaC representative will be available at the December 12 and 13 Guild meetings, or contact Colleen at cjquilts@att.net or (520) 405-5478 to make arrangements.) Also, both buses are full, but there is a wait list.

Great news! We sold 9 quilts (for \$1964) at the Harlow Gardens Holiday Market Place! We also sold \$380 worth of raffle tickets on "Springy Sprockets." Our 6 delightful raffle items at Rusty Barn Quilt, Craft and Sew Expo brought in another \$514. Also, Lynda Luiten made a very generous donation from the proceeds of her recent Quilt Sample sale at Quilter's Market. Thank you, Lynda!



We're anticipating more successful fundraising events year 'round, so this is a great time to make and donate a quilt to Quilt For a Cause! We will be accepting quilts at the December, January and February meetings, or you can drop them off at Cactus Quilts, Cathey's, Quilt Basket, Quilter's Market, and The Squirrel's Nest in Sierra Vista.

Any theme, color, or style is welcome, including juvenile, animal, garden, nature, landscape, traditional, modern, whimsical, etc. Preferably under 90" in size, and we would really be pleased if you would add at least a 3" hanging sleeve. Quilt donation forms are available at the Guild meetings or on our website, QuiltForaCause.org.

Quilt For a Cause, Inc. is a 501 (c) 3 non-profit using quilts to raise funds to fight against breast and gynecologic cancers -- We run on Quilter Power! Thank you, Quilters, for making a difference in the fight against women's cancers in our community!

Quilt for a Cause Receives an Award!

Congratulations, Quilt For a Cause Volunteers! **Your** generosity over the years is the main reason Quilt For a Cause, Inc. was chosen to receive a **2017 Spirit of Philanthropy Award**, on November 17, National Philanthropy Day. We were nominated by St. Elizabeth's Health Center, for supporting their breast and gynecologic cancer services, made possible through the sale and auction of quilts donated by **YOU**, Tucson Quilters!

Other Organizations Associated with TQG

Arizona Quilt Documentation Project – Tucson ***By Sue Franklin***

No documentation meeting in November. Instead, the team's attention turned to the *Arizona Quilt Study* meeting in Phoenix, November 4th. What a fabulous meeting! First, Janet Carruth discussed the amazing life of Arizona quilter, Emma Andres. A gifted quilter, Emma was born in Prescott in 1902 and never left her beloved town. She died in 1987 and left a legacy of quilts of unparalleled beauty and value. One of Emma's most famous is the *Ninety and Nine*, hand pieced with pieces of 1/2". Emma maintained a prolific correspondence with quilters and historians of her time. A family that befriended Emma, received her quilts after her death. Ultimately, as that family aged, the quilt collection was offered for sale; the price, a non-negotiable \$60,000. After much thought, Lynn and Ralph Miller purchased the collection.

Next, Lynn talked about the journey she and her husband had in their decision to buy this wonderful collection of quilts. She also referenced her childhood and her lifelong love of stitching and ultimately, quilt collecting. Lynn's collection of Emma's quilts will be in a special exhibit at the *Arizona History Museum* beginning January 13 and ending February 28. Lynn knows the quilts need to be in a museum. The purpose of this exhibit is to support a fund raising effort for the Museum to purchase the collection in its entirety for the *Arizona Historical Society*. The quilts must be in a museum to receive the surroundings and care only museums and the knowledgeable staff can offer. *Please contact Sue for information on donating to the fund raising effort.*

Laraine Daly-Jones, Collections Manager, at the *Arizona History Museum*, talked about varied ways of preserving a legacy. She brought examples of archival boxes that could be used for safe storage of documents. She also noted different methods of scrapbooking, some good and others that wouldn't survive the ravages of time. Shirley Weagant, a 5th generation Arizona, talked about her quilter's journey. She also shared her collection of lovely antique quilts. Wouldn't we love to have such a collection! Throughout the meeting, a collection of 18 crib quilts, organized by Sue, was displayed in an adjacent area.

Details of this program are available on the AZQS web site www.azquiltstudygroup.org/.

Anyone is welcome to visit our meetings! We **love** guests. For questions about either quilt documentation or joining the team, please either call or email Tucson liaisons Sue Franklin, (520.490.4721; suevette63@comcast.net) or Terry Gryzb-Wysocki, (520.749.9326; terrygw@mindspring.com). New team members are welcome. Monthly training sessions are held from 9:30 until 12:30 at the *Ellie Towne Flowing Wells Community Center* on Ruthrauff Road. **The next meeting is Monday, December 4th.** Information about quilt documentation teams throughout Arizona may be obtained from Lynn Miller at either 480.632.2819 or azquiltloc@yahoo.com. Lynn also needs people familiar with the computer to aid her with data entry for the *Quilt Index*. Lynn does distance training which takes about two hours.



Tucson Quilters Guild Basics

Who:	All Members
What:	Business Meeting —First Wednesday of every month in the Church Classroom. General Meetings - Second Wednesday of the month in the morning or the Tuesday evening preceding the second Wednesday - in the Parish Hall.
When:	Business Meeting — 9:30 AM ~ 10:30 AM General Meetings: Tuesday Evening —7:00~9:30 PM Wednesday Morning —9:30 AM~12:00 PM
Where:	St Frances Cabrini Church 3201 E. Presidio Near Fort Lowell and Country Club
(How): Parking	Guild members are asked to refrain from parking in the spaces in front of the Parish office; the Church wants these spaces to remain open for Church members who have business to attend to in the office. This is the small building to the east of our meeting room. PARKING NOTICE: Tuesday evening attendees: The Church's Family Classes are in session again, so PLEASE DO NOT PARK IN THE FRONT LOT. Use the side or back lot.
Why:	Come to get involved with all aspects of the Guild, to make new friends, learn new quilting skills, share, but most of all, to have FUN . But please, do not wear fragrance to meetings .
Cost:	Members (\$30/year, due in March) and Guests (\$5.00/meeting with guest speaker)

Reminder: Use of Cameras at Guild Meetings

Due to copyright concerns, photos may be taken before the meetings, during the breaks, and after the meetings. No photography or videos will be permitted during the guest speaker presentations.

SH-Hh-h-h Phone App for TQG Meetings

<http://shushapp.com> The shush app allows you turn the volume of your ringer off for whatever amount of time you want. At the end of that time your phone's ringer will be turned on again. It is handy for those of us who forget to turn on the ringer again.

Remember: TQG Meetings Are Fragrance Free

Please remember to be kind to fellow members with allergies to scents and perfumes. Please attend the meetings fragrance / perfume free. It means another member can attend.

EMAIL LIST

The Guild now has an email list for easy communication with the members. Please log into the protected area of the website and put your name and email address into the box at the top of the page. After doing this, you will receive an email. You must click on the link after making the link into one long line. If this works, you will receive another email saying you were successful. If you have any problem with this, email me at quilter@tucsonquiltersguild.com.
Meg Silvern

TQG BOARD AND COMMITTEES

President	Elaine Romanelli	president@tucsonquiltersguild.com
Vice President	Paulette Worman	lavenderlady@centurylink.net
Endowment/ Donations	Mary Meserve	520-465-2785
Membership	Kathy Barton	membership@tucsonquiltersguild.com
Member at Large, Evening	Kay Hendricks	520-325-4509
Member at Large, Morning	Evelyn George	520-325-0166
Programs Co-Director	Karen Fisher	Karen@karenfisherartquilts.com 520-572-8825
Programs Co-Director	Denise Withrow	quiltiden@gmail.com 520-429-3936
2018 Quilt Show Co Director	Reilly Zoda	sekmet73@cox.net
2018 Quilt Show Co Director	Helen Frost	helenyoungfrost@comcast.net
Secretary	Lani Smith	recsecretary@tucsonquiltersguild.com
Treasurer	Marie Morris	treasurer@tucsonquiltersguild.com
Bears	Christine McCollum	520-748-9165
Bees	Elaine Romanelli	president@tucsonquiltersguild.com
Corresponding Secretary	Mary Meserve	520-465-2785
Finance	OPEN	
Guild Pins	Sue Burns	scpb@cox.net
Guild Publicity	Cathy Dargel	520-746-9246
Historian	Cathy Dargel	520-746-9246
Holiday Block Exchange	Judy Gilmartin	jgilmartin@msn.com
Hospitality	Christine McCollum Marie Luongo	520-748-9165
Library	Diane Hartman	library@tucsonquiltersguild.com
Newsletter	Diane Hartman	newsletter@tucsonquiltersguild.com
Pattern of the Month	Evelyn George	quilter4ever@cox.net
Quilt A Thon	Barbara Heiman	bjheiman@hotmail.com
Quilting for Others	Mary Meserve Kathy Harris	520-465-2785 520-615-0541
Raffle Quilt 2018	Colleen Babcock	cjquilts@att.net
Record Keeper	Mary Meserve	520-465-2785
Website	Meg Silvern	meg@silvern.com
Education	OPEN	



Pattern of the Month - December 2017

By Evelyn George

Snow Globes

Winter-themed fabrics with snowy scenes and other holiday motifs are perfect to fussy-cut into circles for your Snow Globes.

Instructions are given for fusible applique technique, but if you prefer needle turn or faced applique technique, add the seam allowances, which are included on the templates (page 2).

9½" background square

Snowy print with approx. 4½" diameter motif, for globe

3" x 5" piece (dark) for base

Wonder Under® or other paper-backed fusible of your choice

Fusing Tips: To protect your ironing surface, cover it with an applique pressing sheet or a piece of baker's parchment paper. Cut fabric pieces slightly larger than paper-backed fusible pieces.

Trace templates A (globe) and B (base) shapes onto paper side of Wonder Under. Cut out leaving a small extra margin around shapes. Select motif you wish to be centered on globe and use pins to mark position on right side of fabric. Turn fabric over, and from wrong side, use pin to guide placement of fusible circle piece. (On some prints you may be able to determine the position from the wrong side of fabric; otherwise, you'll need to mark it.) Remove pin; then, following manufacturer's instructions, iron fusible side of Wonder Under to wrong side of fabric. Also, fuse the base shape to wrong side of selected base fabric.

Cut out fused pieces on inner, dark line.

Cool fused pieces at least 5 minutes before removing paper backing. Score paper with a pin to make it easier to lift paper from fabric.

Remove paper backing from cut-out shapes. With background square right side up, center base about 1/16" above lower edge (raw edge will then be hidden in seam allowance).

Lift upper edge of base and slip bottom edge of circle under it, keeping both pieces centered, with globe nestled slightly down into base. Fuse in place, following manufacturer's directions.

Stitch around globe first, then base, with a straight stitch 1/8" from raw edges, or use zigzag, blanket stitch or other decorative stitch by machine or hand.

Ideas: Combine several blocks into a wall hanging or table runner by adding sashing and borders; make a bigger one for a pillow; or add some to a holiday quilt!





Snow Globe

Outer line indicates seam allowance, for needle turn applique; inner dark line is cutting line for fused applique shapes. See full directions in December 2017 Pattern of the Month, page 1.

