



THREAD TALES

from TQG

OCTOBER PROGRAM—[Debby Kratovil](#)

Debby was Special Projects Editor with **QUILT Magazine** for 15 years, with over 600 articles published. In 2006, 54 of her quilts were published, with another dozen sewn for major fabric companies. Twenty-five of her quilts have made the covers of quilting magazines. She says, "I sew for the camera, making sure my quilts are very photogenic." She is a popular teacher across the country, as many happy students will attest.



Debby authored **Bold, Black & Beautiful Quilts**, 10 quilting calendars, and a perpetual **Quilter's Block-a-Day Calendar** and companion CD. Her second book, **Supersize 'Em Quilts**, is filled with 22 projects to appeal to any quilter's discriminating taste. Her most recent book, **Perfect Paper Pieced Points** is a wonderful treasure trove of eye-popping color and design. Best of all, she enjoys every minute of it.

Debby uses her wide range of quilting skills to take her from a pile of fabric to a finished quilt, then to making the patterns and professional illustrations print-ready. She likes to say, "I've never met a fabric I didn't like." One of her special talents is making a beautiful quilt using challenging fabric collections. She is on very good terms with her computer and computerized sewing machines, which enables her to take a project from start to finish quickly.

Debby lives in Fairfax, Virginia with her husband Phil and dog Belle. She has 3 grown daughters and 3 awesome grandchildren!

Join us for her workshops.

October 12, Thursday Workshop: "Modern Vortex" [Supply List](#)

October 13, Friday Workshop: "Seven Sisters" [Supply List](#)

Contact Program Directors:

Karen Fisher, email: Karen@karenfisherartquilts.com or call 520-572-8825

OCTOBER Calendar

Business Meeting:
Wed., October 4, 9:30 am

General Meetings:
Tues., October 10, 7:00 pm
Wed., October 11, 9:30 am

Newsletter Deadline:
Submission deadline for the
November Newsletter:
Wed., October 18

Articles should be sent to
Newsletter Editor
Diane Hartman at

newsletter@tucsonquiltersguild.com

**2018 Quilt Fiesta! Show
Committee—Friday,
October 27, 10 am** at
the police station on the
NW corner of Alvernon and
22nd Street. All are welcome.

THREAD TALES from TQG

President's Message 2

TQG Deadlines 2

Publicity/DeStashSale/Bears 3

TQG Volunteer Opportunities 4

Meet a Member 5

2018 Quilt Fiesta 6-10

Hurricane Aid 10

President's Challenge 11

Future Programs 12

Member-at-Large & For Sale 13

Quilting Events 13

Bees & For Sale 14

Library 15

Assoc. Organizations 15-16

Meeting Place Info 17

TQG Board 18

Pattern of Month 19-20

Don't Miss October's Fall Book Sale !

Change in February meetings: New Dates Feb. 6 & 7
See show co-chairs message on page 6

PRESIDENT'S MESSAGE

Dear Tucson Quilters,

We watch with sadness and concern the many natural disasters – Houston, Florida, Mexico, and the Caribbean—unfolding around the world. As quilters, our natural instincts are to help those who have lost so much by sending the warmth and comfort of our beautiful quilts. We can also imagine, quite viscerally, the horror our fellow quilters must be feeling at losing their carefully curated collections of fabric, not to mention their sewing machines, rulers, threads, books, and so much else. These may not be their most critical or immediate of losses, but we know they're significant nonetheless.

There has been a lot of discussion over the last few weeks about how best to help, and lots of people are mobilizing in various ways already. You heard from one of our members, Hester Rodgers, at the September meeting about collecting quilting supplies at the November meeting. Folks at The Quilt Basket have been collecting quilts for hurricane relief. At the same time, several of our members with experience in sending quilts for disaster relief have counseled delaying our response so that we can investigate the best avenues for donation and to make sure that whatever we send gets to the right places at the right time. Notices from Hester and from Mary Meserve, Co-chair of the Guild's Quilting for Others committee appear in this newsletter.

Before endorsing any one approach – or, perhaps, several approaches – as a sponsored activity of the Guild, I would like to open the issue for discussion at the next meeting of the Board of Directors and Committee Chairs on October 4th. All Guild members are always welcome at our business meetings, but if you would like to contribute mainly to this discussion, please arrive no later than 10:45am when we will address the question as new business. The meeting takes place in the same room as our library during regular monthly meetings.

Yours, in quilting,

Elaine Romanelli president@tucsonquiltersguild.com

President, Tucson Quilters Guild

TQG DEADLINES

OCTOBER 2017

Entry Forms Due for **Quilt Fiesta 2018!** (See fillable entry form information on page 7)

NOVEMBER 2017


De-Stash Sale (See page 3 for details)

Bears and PJs Due

Kids Row Entry Form Due

Quilts Due for New Member Challenge

Quilts Due for President's Challenge 2018 (See page 11)



JANUARY 2018

Voting on President's Challenge 2018 Quilts

Small Quilts Due for Small Quilt Charitable Auction (See page 9)

FEBRUARY 2018

Tues., Feb. 6 and Wed., February 7 TURN IN SHOW QUILTS

(See page 6 for message from show co-chairs about date change)

February 16,17, &18 QUILT FIESTA 2018—**Ruby Jubilee**

TQG PUBLICITY ANNOUNCES GUILD IS A MEMBER OF SAACA

In August, the Tucson Quilters Guild became a member of SAACA, the Southern Arizona Arts & Cultural Alliance. They too are a nonprofit organization, dedicated to the creation, preservation and advancement of the Arts. Publicity is attempting to ally the Guild with like-minded organizations that can help focus attention on quilting as an art and to spread the word about our great Guild. A quilt was donated to SAACA by the Guild for a raffle that was held on September 23 at Jazz Legends Live at the Ventana Canyon Lodge.

Cathy Dargel

DE-STASH SALE NOVEMBER 7th and 8th, 2017!!

Tucson Quilters Guild is offering you a chance to clear out your sewing and craft room to make room for new fabrics, projects AND make some money for the Holidays. Bring your unwanted quilting, sewing and craft related items priced to sell. PLEASE no lawn mowers or kitchen blenders. You will have a chance to set up a table and display your wares at the November meeting. The sale will take place one hour before the November 7th and 8th meetings, during the break and will continue for half an hour after the meeting.

If you don't think you have a enough saleable items to fill a space, include a friend to share your table.

The cost to do a little *fall cleaning* and sell the items is **\$10** for the table (and a chair). All the proceeds from the sales are yours to keep.

All that is required from you is;

- Sign Up in Advance
- Price your items
- Have change available for sales
- Clean up your table and area when the sale is over



****All sales transactions are between you and the buyer.**

More information will be given at the October meetings or you can contact Lynn Rubel at UnicornQuiltingAZ@gmail.com or phone 928-713-4872.

BEARS and PAJAMAS

We are again collecting PJs for the Holidays. The Bear Committee will **accept donations of PJs for children size—infant to 12 years old.**

Once again, we are asking that **all bears be returned no later than the November meeting.** Don't forget to include your name as dresser.

Bear Committee

GUILD VOLUNTEER OPPORTUNITIES

Guild Volunteer Opportunity— TQG Newsletter Editor

Current Editor (Diane Hartman) will retire in February. She will be glad to train any volunteer who is interested in the job. Guild provides computer and software. It is mainly a fun layout job; articles are provided by submitting members. Job entails collecting articles that are sent by email by a pre-established deadline, copy editing, and laying out "Thread Tales from TQG" in Microsoft Publisher. The newsletter is then exported as pdf and sent electronically to webmaster and Alphagraphics to have a few hardcopies made. Copies are picked up by another member (Bless Alice Wilder!). Time requirement: 2 days per month plus attending the TQG Board meeting once a month to know what is going on.

Very satisfying job!

Interested? Contact: Diane Hartman, newsletter@tucsonquiltersguild.com

Guild Volunteer Opportunity– TQG Librarian

Tucson Quilter's Guild Library needs a new librarian starting February, 2018. Library contains over 1300 books on a wide range of quilting subjects. Inventory is kept on an excel spreadsheet. Currently organized by quilt topics to facilitate browsing, the library is slowly building an increased number of borrowing members. Duties include overseeing circulation, cataloging new accessions, and selecting new acquisitions from donated books and a purchasing budget. The librarian is assisted by member volunteers who help at both the Tuesday evening and Wednesday morning meetings. It is a great book selection that will only get better with appropriate acquisitions.


Advantages: First dibs at seeing all new books!

Enjoyable contact assisting other members in finding appropriate books!

Interested? Contact: Diane Hartman, library@tucsonquiltersguild.com

Opportunity Knocks – Arizona Quilters Hall of Fame

As quilters, we stand on the shoulders of many that helped advance this art form through the years. If you feel that we should honor the Arizonans that have brought quilting to our present day place in history, you have an opportunity to join with like-minded people to continue the tradition of the Arizona Quilters Hall of Fame. The current Board has only 3 members, all from Phoenix. The Tucson Quilters Guild was the first organization to join the Hall of Fame in their mission and now representation from our area is desperately needed. In the past, TQG has had 4-5 members, friends that shared rides and the fun. The Hall of Fame meets only 3-4 times in person per year, most of the time meetings are held via telephonic conferences. Without volunteers this organization could fall by the wayside, so please, PLEASE volunteer if you have even an hour or two per month that you spare. For more information, contact Cathy Dargel (former Hall of Fame Board President) at 520-746-9246. Thank you.



TQG Meet a Member

Name: Shellie Whitman

Guild Number: 1620

How long have you been a member? 2008

What type of quilting speaks to you? Traditional, whimsical

Do you attend day or evening meetings? Day

1. How and why did you join the guild? Heard about the guild through a local quilt shop
2. What is your quilting background? When, how or why did you start quilting? Started quilting in 1982. My grandmother inspired me
3. What was your first quilt like? The inspiration? It was a sampler quilt, hand pieced and quilted
4. Who is your favorite quilting guru, mentor, or inspiration, and why? Kim Diehl. I love her style and humor
5. When you are not quilting what are your favorite pastimes? Canning fruits, veggies, and preserves, other needlework of all kinds
6. What have you most enjoyed about being a member? The camaraderie, opportunity to be involved with like-minded friends
7. What is your favorite color? Favorite food? Purple, popcorn
8. What do you want the guild to know about you? I love quilting charity quilts
9. Tell us something about yourself that we do not know about you? I am a longarm quilter since 2009
10. What question about you did we not ask that you wish we had? Are you a Hostessing Chairperson for the Quilt Fiesta? Yes I am! Come sign up for your shifts with me!

2018 Quilt Fiesta!

Quilt Fiesta Co-Directors:

Hi fellow quilters!

Your Show Committee is back in session after taking the summer off. We had a great meeting in late August and things are moving forward.

NOTE: Change in Date to Turn in Quilts

One problem we resolved is the conflict of our Guild meeting dates in February.

It seems judging would be going on 2 days before the quilts were collected!

Since our February meetings are for collecting the quilts, we decided that we would move the meeting up a week.

So, your quilts will be delivered on Tuesday night, 6 February and Wednesday day, 7 February.


The collection point will be in the Library Room
at our usual St Frances Cabrini Church
and the hours will be the regular meeting hours.

Any questions, please get back to one of us.

We look forward to seeing your quilt pictures with your applications at the October meetings!
Keep quilting!

Reilly Zoda 299-7201, sekmet73@cox.net Helen Frost 749-9414, helenyoungfrost@comcast.net

2018 Quilt Fiesta! February 16, 17, and 18 Ruby Jubilee



2018 Quilt Fiesta!

Entry Committee

Your entry forms are due in October.

The deadline for submitting your entries is either October 10th at the evening meeting or October 11th at the daytime meeting. If entering by mail the deadline is October 27th. Please call or email JoAnn @ 867-8073 or mamahinch52@cox.net or Karen @ 319-0326 or azgal39@yahoo.com for mailing addresses. Please read all the information on the entry form.

Fillable Show Entry Form—Step by Step Directions

Here's the "step by step" instructions to use the fillable entry form! Being able to easily read all your information will be a great help to us!

1. Download the "Quilt Show Packet" pdf file from the TQG website. If you don't have access to a computer, let us know. We can have blank forms available for you to fill out the "old fashioned way" at upcoming meetings.
2. Save the form to your computer as "2018 entry".
3. Open it, read the category descriptions (because they've changed)...and just start typing in the shaded areas. There are a few things you'll need to circle later, but your name and address - even the quilt's description! - can be typed in!
4. After filling in everything you can, save this as "2018 entry 1". That will preserve the original blank version so you can use it again for additional quilts.
5. If you have another quilt, you can either open the blank "2018 entry" again and type in the information on your second quilt and save it as "2018 entry 2", etc. OR you can download the "Quilt Show Entry Form alone" pdf file and fill it out and save it.
6. When you want to print out and complete your forms you only need to print out pages 3 and 4 of the Packet (the form itself). If you've also downloaded the "Entry Form alone" file as well, print out the complete file after filling it in.
7. Go over the filled-in forms for each of your quilts and circle what needs to be circled, and sign them.
8. Attach your photos and your check. Bring to a Guild meeting or mail it in!

NOTE: There's some confusion about the fees. It is \$1 for YOU to enter up to 3 quilts. If you want any of your quilts judged, each one costs \$5. If you enter 3 quilts and want them all judged, your fee will be \$1 + \$15 for the judging - totaling \$16.

THANKS! Joan S, JoAnn H & Karen K

Outreach Booth

Are you working on a project that you started in one of our program classes? I would Love to hang it in the Outreach booth at our Quilt Show in February. Everyone enjoys seeing what has been made in our classes. Please consider letting me hang it there for everyone to admire.

Happy Quilting

Mary Meserve

DragonQuilter54@gmail.com



2018 Quilt Fiesta!

Raffle Tickets

Hi all,

We are also very proud of our beautiful RAFFLE QUILT for this year's show and we are very anxious to make this not only a wonderful RUBY JUBILEE show, but a record year for our RAFFLE TICKET sales. We are hoping to have more members than ever come to the RAFFLE TICKET table at every meeting, from now until the show, to pick up your ticket packets.

Remember that you do not have to pay for your tickets when they are picked up. No money is due until the tickets are sold and you are ready to turn in the stubs. We hope that each member will do his or her part and pick up at least one packet, however you may take as many packets as you think you can sell or purchase. Please do your part in this effort. We want to keep this Guild that we all enjoy so much, around for another 40 years.

Patty Kruse 885-2069 krusequilter@yahoo.com
Jean Owara 298-6325 wojogin@aol.com

*Caption: The 2018 quilt is reversible with two color binding!
Top: Red and white side Bottom: White*



2018 Quilt Fiesta Kids Row



©Maria Bell * illustrationsOf.com/1089743

Attention all Moms and Grandmothers!

It's getting closer to the deadline to enter your special child's quilt in the **Quilt Fiesta 2018!** Kids' Row is a wonderful place to show off their quilting masterpieces. Kids should be 17 or younger, all work should be done by the child with your encouragement but you may help with the quilting and binding. You may print off the entry forms on our Guild website or the forms will be available at the Guild meetings.

The Deadline to turn in ENTRY FORMS is: November 8, 2017. You may mail them to Diane Bach (address on the form) or turn them in at the Guild Meetings. *Be sure and put your email address on the form as we will communicate with the entrant about important dates to remember.*

For information contact:
Diane Bach 520-745-6204 or Joyce Bott 520-349-6223
Or email: bachdiane@yahoo.com

2018 Quilt Fiesta!

Small Quilt Charity Auction

THANK YOU! to all who have donated Lamentables and Small Quilts! Last meeting to donate a Small Quilt is January, 2018.

Drop off small quilts at the labeled boxes by Membership or at the TQG Library.

Lamentables can also be donated in the same boxes. We are accepting Lamentables through the October meetings.

If you would like to convert a Lamentable to a Lovely, please claim a Lamentable at the Library. It will be fun to see the before and after at the Quilt Show.


This year's charities are **Literacy Connects** and its subsidiary - **Reading Seed**. For more information about these charities please visit their website: www.literacyconnects.org

Donating a Small Quilt

Donating a quilt to the Small Quilt Auction is fun and easy. The only requirement is the maximum perimeter size is 100 inches.

Orphan blocks, workshop samples, Aunt Sadie's almost finished redwork are all candidates to becoming a small quilt for the auction. Put on a border, maybe add some embellishment, quilt it and add a 2 inch sleeve. You're done! Please include an entry form (see below) with your small quilt donation.

If your small Quilt contribution is a table runner, there is no need to add a hanging sleeve. Questions? Email Diane Hartman or Judy Edison, smallquilt@tucsonquiltersguild.com



SMALL QUILT ENTRY FORM (FOR COMPLETED DONATIONS)

Quilter's name(s): _____

Address and Phone # _____

Email address: _____

Quilt Title: _____

Quilt width: _____ Quilt length: _____

Artist's statement about this quilt: (50 words or less)

-----OFFICE USE ONLY-----
QUILT NUMBER _____

2018 Quilt Fiesta!

Quilt Fiesta and the Vintage Quilt Turning

Quilt Fiesta and the Vintage Quilt Turning! Ruby! It doesn't matter if the quilt has been in a previous quilt turning. Red and white is all that counts. Quilts from 1950 and older are acceptable.

Carrie Hall noted in *The Patchwork Quilt* that "Of all the things a woman's hands have made, the quilt so lightly thrown across the bed--- the quilt that keeps her loved ones warm---Is woven of her dreams and thread." The patchwork of red and white, as well as the lovely redwork quilts you may have, are good examples of quilts that were filled with the dreams of the maker for the beloved recipient.

Applications for the turning are on the Guild website. If you have trouble getting an application, just let me know. Please contact Sue Franklin, chair, at either 520.490.4721 or suevette63@comcast.net, or committee members Judy Breneman at judyanneb@cox.net, Eileen Mechling at jemech@comcast.net, Kathie Miller at kmmiller@hotmail.com or Sheryl Verts at ksheryl@yahoo.com with questions or comments.



QUILTING FOR OTHERS

Aid for Hurricane Survivors

When we hear of great disasters like the hurricanes that have just struck the United States we as quilters naturally want to send quilts. Not necessarily because they will be cold but because they need a hug.

However we must remember that the areas hit by the hurricanes will be digging out and rebuilding for months. What they need most are hygiene supplies and food and water. They don't need to be overwhelmed by our heartfelt good intentions. Did you know that Sandy Hook Elementary received 67,000 Teddy Bears after the massacre there? They had to get a warehouse to store them all until they figured out what to do with them.

Please donate to a responsible charity like World Care. They have the people and trucks to get the supplies to where they are needed. We all want to help, let's do it wisely.

Thank you - Mary Meserve



Houston Donations October 2017

Please bring any extra quilting supplies that you want to donate to the Houston quilters to the November meeting. Pins, needles, mats, scissors, rotary cutters, material, batting, machines, etc. rulers and books.

Thanks, Hester Rodgers

PRESIDENT'S CHALLENGE 2018

Theme: "Let the Sunshine In"

Rules:

1. Interpret the theme any way you want — e.g., a break in the clouds, broken window blinds, tie-dyed t-shirts. Just, in some way that viewers will be able to identify, when told the theme, your quilt must evoke the theme of "Let the Sunshine In."
2. The quilt should measure no more than 100 inches around the perimeter. Any rectangular shape of that dimension is acceptable. If your quilt is not rectangular, make sure that it will fit in a rectangle that is no more than 100 inches around the perimeter.
3. All techniques (e.g., piecing, appliqué, whole cloth) and all genres (e.g., modern, civil war, barn sampler) are welcome.
4. The quilt must have a hanging sleeve and a label containing the quilt maker's name and title of the quilt. Additional information on the label is fine. Quilts must also be contained in a cloth bag to protect them from dirt or damage.
5. President's Challenge quilts are due by the November meetings. Each quilt must be accompanied by an entry form, included below and available on the TQG website. We will display the quilts and conduct a first vote at the November meetings. Top vote getters from both the evening and daytime meetings will be displayed again and voted on for final winners at the January meeting.
6. Winning quilts will be displayed at the quilt show and returned at the end of the show.

2018 PRESIDENT'S CHALLENGE ENTRY FORM

Theme: *Let the Sunshine In*

Entrant _____

Guild Membership # _____

Entry Title _____

Top Made by _____

Quilted by _____

Address _____

City, State, ZIP _____

Phone # _____ Email Address _____

Description: Use this space to provide details about your quilt. Please include information about the materials and/or techniques used or what your quilt represents to you. **Please do not use more than 40 words in your description.**

Your quilt will be displayed at the November meetings for a first round of voting and at the January meetings for final voting. Winners will be displayed at Quilt Fiesta 2018.

Tucson Quilters Guild


PROGRAM NOTES

Click on the website address to look at the workshops in detail. Most websites will also have the Supply List needed for the class. The 1 day classes are \$50 and the 2 day classes are \$100. We can now accept credit cards. The classes are from 9:00 AM to 3:30 PM each day and they are held at the St. Francis Cabrini Church, 3201 E. Presidio, Tucson, AZ 85716 in the large multi-purpose room (the same location as the lectures). These workshops are a great opportunity for you to learn new quilting skills at a very reasonable price from professional quilters from all over the United States!

Questions: Contact Program Directors: Karen Fisher or Denise Withrow

Karen Fisher, email: Karen@karenfisherartquilts.com or call 520-572-8825

Denise Withrow, email: quiltiden@gmail.com or call 520-429-3936



Upcoming Programs

November 2017

[Lea McComas](#)


November 7 & 8 Lecture: Driving in the Dark, My Journey in Fiber Art"

November 9, Thursday Workshop:

"Thread Painted Portraits" 17 openings [Supply List](#)

November 10, Friday Workshop: "Lively Landscape" 16 openings [Supply List](#)

Signups open: Now



December 2017

[Holiday Party](#)

2018

January 2018

[Linda Ballard](#)

January 9 & 10 Lecture: "What if I..."

(Only one workshop this month)

January 11, Thursday Workshop: "Fractured Crystals" 20 openings

Signups open: Now

February 2018

Turn in Quilt Fiesta! Entries

February 6th and 7th


See page 6 for details of date change.



MEMBER AT LARGE

Do you have a question, suggestion or even a complaint you'd like to send to the Board of Directors? Your Board Members do want to hear from you! You can contact your Member At Large (**Tuesday, Kay Hendricks**, khendricks@cox.net or **Wednesday, Evelyn George** quilter4ever@cox.net) or just drop a note in the box (located at the Pattern of the Month table at the meetings).

Let us know what's on your mind, and if you want a direct response, please include your contact info. Otherwise, all anonymous suggestions will be directed to the Board. Thanks!



Sonoran Sky Quilting

Pamela Golliet

sonoranskyquilting@gmail.com

520-539-0389

6035 S. Jakemp Trail

sonoranskyquilting.com

Tucson, AZ 85747



For Sale

Babylock Serenade Quilting and Sewing Machine

Totally reconditioned, rarely used.

In beautiful shape! Includes all feet and accessories.

\$1200 OBO

Contact: Pamela Golliet 520-777-6182

FYI: UPCOMING QUILTING SHOWS AND EVENTS

“Points West” Quilt Show and School

Las Vegas Convention Center More info: www.lasvegasquilters.com

School: October 18-21, 2018 Show: October 19-21, 2018



Tucson Quilters Guild and Tucson's Quilt Fiesta! have a Facebook page! Since this is FREE publicity for our Guild and our show, ask your friends

to 'like' the page. What can be better than free?

<https://www.facebook.com/pages/Tucson-Quilters-Guild-Tucson-Quilt-Fiesta/121887434544473>

Newsletter Advertising

Members: \$5.00 for small want ads for Quilting/ sewing related items

Quilt related-businesses: \$25 business card size, \$50 1/4 page, \$100 half page

For additional information and to reserve space in the next newsletter,

email the newsletter editor:

newsletter@tucsonquiltersguild.com

BEES, BEES, BEES

CENTRAL AREA:

Himmel Park Contact: Ruth Campbell, 520-792-1639

Where: Himmel Park Library; When: Third Wednesdays, 6:30 PM

EAST SIDE:

Art Quilters Contact: Mary Vaneecke, 520-444-7149

Where: Eastside City Hall, 7575 E Speedway (just west of Quilters Market); When: Third Wednesdays, 10 AM to Noon

Charity Bee for more information call Susan 520-747-8458

Where: Quilters Market

When: 2nd Tuesday of the month at 1:00 pm

Evening Eastside Bee Contact: Arlene Svenson [520-822-8515](tel:520-822-8515)

Where: Unity Church of Peace, 1551 S Eastside Loop

When: First Thursdays, 6:30 – 9 PM

The Evening Eastside Bee does not meet during the summer.

UFO Bee (Bring your own UnFinished Objects)

Contact: Mary Meserve, marymes@aol.com

Where: Quilters Market

When: Tuesdays, 9:00 – 11:30 a.m.

Pacific Rim Quilting Bee Asian fabrics, donation quilts

Contact: Annette Meyer, shelbyme-eraz@cox.net; Susan Owara

Where: The Quilt Basket When: First Tuesdays, 10:00 a.m. – noon



GREEN VALLEY:

Hexies Bee English Paper Piecing, Contact: Carole Sullivan, 520-762-8652

Where: Friends Indeed Community Center, Green Valley, AZ

When: First Wednesdays, Noon – 3PM

North of the Border Contact:

Babs Phillips, 520-393-6557

Where: M & I Bank, 270 W Continental, Green Valley; When:

Thursdays 9:30 – Noon



SOUTH:

Quilts of Valor Bee Contact: Char Gasker. 520-749-0723

Where: Eagles Wings Quilting, 3949 E. 29th Street, Tucson, 85711

When: Second Thursdays, 1:00 – 4:00 PM

SOUTHWEST:

Southwest Side Bee All are welcome. Contact: Marie Morris, 520-403-6208 or 520-623-0123.

Where: Grace Pointe Church, 2555 W. Valencia Rd., Tucson

When: Mondays, 6:30 – 8:00 p.m.

The closed Bees list is on the TQG member website.

FOR SALE—LOOMS

For Sale: Looms

The first loom is a Gilmore floor loom with 54" wide weaving area. The loom has 8 harnesses and 14 treadles. It comes with 6, 8, 10, and 12 dent reeds, a one drawer bench, sectional warp beam, temple and shuttles. Asking price is \$1300.

The second loom is a high castle Schacht floor loom of cherry wood with a 37" weaving area. The loom has 8 harnesses and 10 treadles. It comes with a 8, 10, and 12" dent, bench, temple and shuttles. Asking price is \$1000.

The third is a Mirrax Zeus loom with all accessories, and two spools of heddles. Asking \$100.00. Any question or showing, call Lee at 520-549-8367.

OCTOBER BOOK SALE!

Please bring cash. All sales support TQG Library.

October means book sale—come early for the best selection of book treats!

Library List on Web as PDF

We are trying two PDF versions – one sorted by subject and one sorted by author.

**The Library would love your feedback on preferences,
book suggestions, questions.**

Email: library@tucsonquiltersguild.com



Other Organizations Associated with TQG

QUILT FOR A CAUSE

Quilt For A Cause is delighted to report we've had another successful fundraiser! Over 100 people attended Quilts in the Garden last month, and bought 19 quilts! (Congratulations to TQG member Joan Gilbert, who won "Embers of Hope", the beautiful raffle quilt.) We raised over \$11,000 at this one event -- Many thanks to everyone who helped with this event; this really goes a long way to help in the fight against breast and gynecologic cancers here in Tucson.

We've got a lot more fundraisers planned, and we welcome your quilt donations any time you have one ready to donate to Quilt For a Cause. Here are some of the QFaC events coming up soon:

Harlow Gardens Holiday Marketplace – Saturday, Nov. 4th, 9-5 and Sunday Nov. 5th, 9-3. Our booth will have lots of quilts for sale, also a raffle quilt, "Springy Sprockets," tickets \$2 each or 3 for \$5.

Tucson Quilt, Craft and Sew Expo (Rusty Barn) – Nov. 9th to 11th – our booth (#F) will feature "Windows on the West" raffle quilt and other prizes. Tickets \$1 each or 6 for \$5. Be sure to visit us there. Lots of vendors to visit, too!

Arizona Oncology Foundation Festival of Trees and Lights – December 2nd – QFaC is supplying a raffle quilt, proceeds will benefit their support services to patients with breast and gynecologic cancer.

Road to California Bus Trip – January 17-20 – BOTH our buses are filled! Contact Colleen Babcock about the WAIT LIST! ciquilts@att.net

Tucson Quilt Fiesta – February 16-18 – Hope to see you there with our two new quilt patterns.

Tucson Botanical Gardens – April through July 2018 – We will have spaces in their galleries for around 25 quilts –we'd love to have some garden and nature theme quilts for this sale! Think butterflies, flowers, trees, animals, etc. We are very grateful for all the quilts you donate, and we know you share in our excitement when we turn them into money to help in the fight against women's cancers. Thank you, quilters!

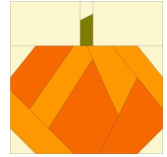
And there's more.....would you like to be on the QFaC email list to receive announcements about upcoming events? Please sign up at the QFaC table, or by email :

terrygalqfac@comcast.net

Other Organizations Associated with TQG

Arizona Quilt Documentation Project – Tucson

In September, the team finished documenting team member, Bea Kabler's Hopi quilts. Other Hopi quilts documented belonged to team photographer, Peggy Hazard. Bea also brought a change of pace for the team, her *Mimbres Queen* quilt.



Now, let's review the quilts. Bea's quilts will be covered first. 1) *A Mud Hen Katsinas*, a lovely four block quilt with identical rust colored mud hens on white ground. The blocks, framed in black, were hand painted by Bonnie Nampeyo Chapella, Corn Clan. 2) *Hopi Pottery* Blocks, hand painted by Bonnie Nampeyo. Bonnie used her Great, Great Grandmother's pottery blocks for the design for this four block quilt encased in shades of brown. 3) Another *Hopi Pottery* four block, again hand painted. This one separated by either salmon or gold print sashing or blue print and red or salmon sashing. It has short saw tooth borders on sides; strips, picking up the colors of the sashing, on the quilt's top and bottom. 4) Bea's last *Hopi Pottery* block is rectangular with three hand painted blocks separated by sashings of green with pieced rectangles between. Saw tooth borders on each side. Warm brown shades predominate on this quilt. Bea brought another quilt that she hand pieced and then had hand quilted; her *Mimbres Queen* treasure. This quilt, done in turquoise, black and cream is Bea's daughter's favorite.

Peggy's first also is a Hopi 1) *Long Hair Kachina Paintings* with windmills in yellow, turquoise, purple, and bright pink. 2) The next, a *One Patch* Hopi is made of corduroy with a flannel back. The tied quilt is made from greens, blues, and browns and looking at it from a distance, one can imagine butterfly wings. 3) Peggy's last quilt, *Hopi Scrappy Sampler*, contains a wealth of vintage fabrics. Red ties hold this gem together.

Details of this program are available on the AZQS web site www.azquiltstudygroup.org/.

Anyone is welcome to visit our meetings! We **love** guests. For questions about either quilt documentation or joining the team, please either call or email Tucson liaisons Sue Franklin, (520.490.4721; suevette63@comcast.net) or Terry Gryzb-Wysocki, (520.749.9326; terry-qw@mindspring.com). New team members are welcome. Monthly training sessions are held from 9:30 until 12:30 at the *Ellie Towne Flowing Wells Community Center* on Ruthrauff Road. The next meeting is Monday October 2nd. **Another date to mark on your calendars is the Public Documentation on November 11th at the Arizona History Museum.** Contact either Sue or Kate Clark (520.742.1000) to register no more than two quilts.

Information about quilt documentation teams throughout Arizona may be obtained from Lynn Miller at either 480.632.2819 or azquiltloc@yahoo.com. Lynn also needs people familiar with the computer to aid her with data entry for the *Quilt Index*. Lynn does distance training which takes about two hours.

Sue Franklin

The Arizona Quilt Study Group would like to invite members of the Tucson Quilters Guild to join us for the **November 4, 2017 Quilt Study Day**. The speakers include Laraine Daly Jones of the Arizona History Museum who will speak about a treasured southern Arizona quilter. Please check the Website for complete program information and to register for this exciting Study Day. <http://www.azquiltstudygroup.org>

Dr. Margaret Simmons Arizona Quilt Study

Tucson Quilters Guild Basics

Who:	All Members
What:	Business Meeting —First Wednesday of every month in the Church Classroom. General Meetings - Second Wednesday of the month in the morning or the Tuesday evening preceding the second Wednesday - in the Parish Hall.
When:	Business Meeting — 9:30 AM ~ 10:30 AM General Meetings: Tuesday Evening —7:00~9:30 PM Wednesday Morning —9:30 AM~12:00 PM
Where:	St Frances Cabrini Church 3201 E. Presidio Near Fort Lowell and Country Club
(How): Parking	Guild members are asked to refrain from parking in the spaces in front of the Parish office; the Church wants these spaces to remain open for Church members who have business to attend to in the office. This is the small building to the east of our meeting room. PARKING NOTICE: Tuesday evening attendees: The Church's Family Classes are in session again, so PLEASE DO NOT PARK IN THE FRONT LOT. Use the side or back lot.
Why:	Come to get involved with all aspects of the Guild, to make new friends, learn new quilting skills, share, but most of all, to have FUN . But please, do not wear fragrance to meetings .
Cost:	Members (\$30/year, due in March) and Guests (\$5.00/meeting with guest speaker)

Reminder: Use of Cameras at Guild Meetings

Due to copyright concerns, photos may be taken only before the meetings, during the breaks, and after the meetings. No photography or videos will be permitted during the guest speaker presentations.

SH-Hh-h-h Phone App for TQG Meetings

<http://shushapp.com> The shush app allows you turn the volume of your ringer off for whatever amount of time you want. At the end of that time your phone's ringer will be turned on again. It is handy for those of us who forget to turn on the ringer again.

Remember: TQG Meetings Are Fragrance Free

Please remember to be kind to fellow members with allergies to scents and perfumes. Please attend the meetings fragrance / perfume free. It means another member can attend.

EMAIL LIST

The Guild now has an email list for easy communication with the members. Please log into the protected area of the website and put your name and email address into the box at the top of the page. After doing this, you will receive an email. You must click on the link after making the link into one long line. If this works, you will receive another email saying you were successful. If you have any problem with this, email me at quilter@tucsonquiltersguild.com.
Meg Silvern

TQG BOARD AND COMMITTEES

President	Elaine Romanelli	president@tucsonquiltersguild.com
Vice President	Paulette Worman	lavenderlady@centurylink.net
Endowment/ Donations	Mary Meserve	520-465-2785
Membership	Kathy Barton	membership@tucsonquiltersguild.com
Member at Large, Evening	Kay Hendricks	520-325-4509
Member at Large, Morning	Evelyn George	520-325-0166
Programs Co-Director	Karen Fisher	Karen@karenfisherartquilts.com 520-572-8825
Programs Co-Director	Denise Withrow	quiltiden@gmail.com 520-429-3936
2018 Quilt Show Co Director	Reilly Zoda	sekmet73@cox.net
2018 Quilt Show Co Director	Helen Frost	helenyoungfrost@comcast.net
Secretary	Lani Smith	recsecretary@tucsonquiltersguild.com
Treasurer	Marie Morris	treasurer@tucsonquiltersguild.com
Bears	Christine McCollum	520-748-9165
Bees	open	
Corresponding Secretary	Mary Meserve	520-465-2785
Finance	OPEN	
Guild Pins	Sue Burns	scpb@cox.net
Guild Publicity	Cathy Dargel	520-746-9246
Historian	Cathy Dargel	520-746-9246
Holiday Block Exchange	Judy Gilmartin	jgilmartin@msn.com
Hospitality	Christine McCollum Marie Luongo	520-748-9165
Library	Diane Hartman	library@tucsonquiltersguild.com
Newsletter	Diane Hartman	newsletter@tucsonquiltersguild.com
Pattern of the Month	Evelyn George	quilter4ever@cox.net
Quilt A Thon	Barbara Heiman	bjheiman@hotmail.com
Quilting for Others	Mary Meserve Kathy Harris	520-465-2785 520-615-0541
Raffle Quilt 2018	Colleen Babcock	cjquilts@att.net
Record Keeper	Mary Meserve	520-465-2785
Website	Meg Silvern	meg@silvern.com
Education	**** open ****	



Pattern of the Month - October 2017 "Autumn Rush"

by Evelyn George

--part 2, add some Leaves!



Here's another block using Triangle Squares. Start by making some assorted scrappy light/dark Triangle Squares (*Please refer to directions in the September 2017 pattern, Autumn Rush - part 1*), then follow cutting and block directions below, to quickly make a 9-patch Autumn Leaf block that comes out the same size as your Autumn Rush blocks ($9\frac{1}{2}$ " unfinished; 9" finished). Make a bunch of pretty leaves to scatter into your quilt, too!

Here's how:

For each Autumn Leaf Block:

Make 4 assorted light/dark Triangle Squares (measuring $3\frac{1}{2}$ ")

Cut 5 $3\frac{1}{2}$ " squares - (3 of assorted darker leaf colors and 2 of the background fabric)

Arrange into 3 rows as shown, with the 2 background squares positioned at opposite corners, and remaining squares and light/ dark triangles oriented as shown, right, →

to make the leaf shape. Sew into rows. Press row seams in opposite directions.

Then stitch rows together to make the 9-patch Autumn Leaf Block.



Autumn Leaf Block

Now combine some of these "Leaf" blocks with the "Rush" Blocks in part 1, and play with the arrangement, to make a lovely "Autumn Rush" quilt of your own design!

Here are a few other ideas for using Rush and Leaf blocks:



54" x 72" with 24 Rush blocks and 24 Leaf blocks





Table Runner 24" x 78"
with 3" borders
15 Rush blocks (2 colors)
(row on left has a half-drop)



18 Leaf blocks and 17 plain squares
51" x 69" with 3" borders

September/October 2017 POM
Quilt Ideas Using Autumn Rush and Leaf Blocks

