



# THREAD TALES

## from TQG

### May Calendar

#### Business Meeting:

**Wed., May 3, 9:30 am**

#### General Meetings:

**Tues., May 9, 7:00 pm**

**Wed., May 10, 9:30 am**

#### Newsletter Deadline:

Submission deadline for the

#### June Newsletter:

**Wed., May 24**

Articles should be sent to  
Newsletter Editor

Diane Hartman at

[newsletter](mailto:newsletter@tucsonquiltersguild.com)

[@tucsonquiltersguild.com](mailto:newsletter@tucsonquiltersguild.com)

#### 2018 Quilt Fiesta!

#### Show Committee Meeting

will be held **Friday,**

**May 26 at 10am** at

the police station on the  
NW corner of Alvernon and  
22nd Street. We welcome  
new people!

**TQG Deadlines** pg. 2

**FYI Quilting Events** pg. 9

### May Speaker: Debbie Jones

**Debbie Jones** is a fabric artist who specializes in fabric decollage, art quilts and mixed media collage. Her fascination with color and love of fabric started in childhood, when she began crafting and sewing. This eventually led to a part-time business in sewing and fashion design. In 1990, after winning a quilt in a charity raffle, she became intrigued with quilts and decided to try making them herself. After studying techniques from world-renowned quilting instructors and some experimentation on her own, she began to create one-of-a-kind contemporary quilts that express her artistic flair, working both by hand and by machine.



An auto accident sidelined Debbie's health, and her quilting, for about seven years. While recovering, she felt compelled to find another outlet for her fabric art that would be easier on her neck and back than sewing had become. She developed a way of gluing fabric in layers, rather than sewing, which evolved over time into her fabric decollage technique.

Now that her neck and back have improved, Debbie is making art quilts again and continues to make fabric decollages with renewed energy and enthusiasm, expanding more recently into mixed media collage. She enjoys the meditative feeling she experiences during the creative process and loves knowing that those who collect her work enjoy the final results. Her art is in collections around the world and has been exhibited in galleries and at fine art shows in various locations around the United States.

#### May 9 & 10 Lecture: "Fabric Scraps Become Fine Art"

May 11, Thursday Workshop: "Fabric Landscape Decollage"

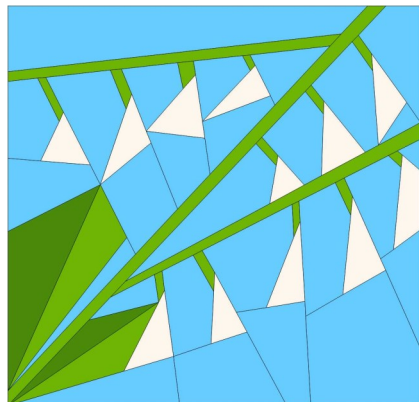
May 12, Friday Workshop: "Silk Fusion"

There are openings in both workshops.

#### Contact Program Directors:

Karen Fisher, email: [Karen@karenfisherartquilts.com](mailto:Karen@karenfisherartquilts.com) or call 520-572-8825

Denise Withrow, email: [quiltiden@gmail.com](mailto:quiltiden@gmail.com) or call 520-429-3936



## PRESIDENT'S MESSAGE

Dear Tucson Quilters,


May is a transition month for Tucson quilters. Some leave town. Others settle down for long, lazy, hot summer days punctuated by our fabulous monsoon rains. It's also the time, for me at least, when I start thinking about getting started on a quilt (or two) for the next Quilt Fiesta - oh, and, also a quilt for the Small Quilt Auction. And maybe I will want to do a quilt for the President's Challenge, usually not announced until October. I also might need to make some Christmas presents. Hmm. Better get started.

To help you with your summer quilting plans, and also, maybe, to reduce a bit of the quilting rush late in the year, I thought I would announce the **2018 President's Challenge** early. The theme for this year's challenge is "**Let the Sunshine In**". Interpret the challenge any way you want (a break in the clouds, broken blinds, a tie-dyed t-shirt) and use any technique (e.g., pieced, whole-cloth, appliqué) and genre (e.g., modern, civil war, album) that you want. Just make sure that an observer, when told the theme, can identify the theme. Additional information, along with the application, is available in this newsletter on page 3 and on the website.

At the same time, I would like to challenge each of you to submit a quilt to at least one of the sections of our show — the main show (judged or non-judged), the Small Quilt Auction, or the President's Challenge. One of the great things about our show is its accessibility. We like it when people come to our shows and say, "Hey, I can do that!" Show us what you got. Everybody is welcome and warmly encouraged to participate.

As always, please let me know if you have any ideas for improving any part of our Tucson Quilters Guild experience. Send me an email, talk to your representative, or put a note in the suggestion box. I want to hear from you.

Elaine Romanelli, [president@tucsonquiltersguild.com](mailto:president@tucsonquiltersguild.com)



## TQG DEADLINES

### NOW

"Lamentables" Due ASAP, see page 7 for details (We all have them!)

### OCTOBER 2017

Entry Forms Due for Quilt Fiesta 2018!

### NOVEMBER 2017

Quilts Due for President's Challenge 2018

Small Quilts Due for Small Quilt Charitable Auction

### JANUARY 2018

Voting on President's Challenge 2018 Quilts

### FEBRUARY 2018

February 16, 17, & 18 QUILT FIESTA 2018—Ruby Anniversary

## PRESIDENT'S CHALLENGE 2018

Theme: "Let the Sunshine In"

### Rules:

1. Interpret the theme any way you want — e.g., a break in the clouds, broken window blinds, tie-dyed t-shirts. Just, in some way that viewers will be able to identify, when told the theme, your quilt must evoke the theme of "Let the Sunshine In."
2. The quilt should measure no more than 100 inches around the perimeter. Any rectangular shape of that dimension is acceptable. If your quilt is not rectangular, make sure that it will fit in a rectangle that is no more than 100 inches around the perimeter.
3. All techniques (e.g., piecing, appliqué, whole cloth) and all genres (e.g., modern, civil war, barn sampler) are welcome.
4. The quilt must have a hanging sleeve and a label containing the quilt maker's name and title of the quilt. Additional information on the label is fine. Quilts must also be contained in a cloth bag to protect them from dirt or damage.
5. President's Challenge quilts are due by the November meetings. Each quilt must be accompanied by an entry form, included below and available on the TQG website. We will display the quilts and conduct a first vote at the November meetings. Top vote getters from both the evening and daytime meetings will be displayed again and voted on for final winners at the January meeting.
6. Winning quilts will be displayed at the quilt show and returned at the end of the show.

## 2018 PRESIDENT'S CHALLENGE ENTRY FORM

Theme: *Let the Sunshine In*

Entrant \_\_\_\_\_

Guild Membership # \_\_\_\_\_

Entry Title \_\_\_\_\_

Top Made by \_\_\_\_\_

Quilted by \_\_\_\_\_

Address \_\_\_\_\_

City, State, ZIP \_\_\_\_\_

Phone # \_\_\_\_\_ Email Address \_\_\_\_\_

Description: Use this space to provide details about your quilt. Please include information about the materials and/or techniques used or what your quilt represents to you. **Please do not use more than 40 words in your description.**

Your quilt will be displayed at the November meetings for a first round of voting and at the January meetings for final voting. Winners will be displayed at Quilt Fiesta 2018.

# QUILT-A-THON

This year the recipients of our Quilt-a-thon donation quilts will be two organizations: **Iskashitaa Refugee Network and Interfaith Community Services**. From their respective websites, here is a description of their missions.

(I encourage you to visit their websites for more information.)

- 1) **Iskashitaa Refugee Network** empowers refugees by creating opportunities to better integrate them with the larger Tucson community while gaining skills that serve them in America.
- 2) While much has changed over the years, our focus at **Interfaith Community Services** remains consistent. Today, ICS continues to passionately pursue a single mission: *"To help Pima County seniors, individuals with disabilities and people in financial crisis achieve stable, healthy and independent lives through programs and services supported by volunteers, diverse faith communities and the community at large."*


I'm excited to aid these organizations who serve individuals in our community: refugees who arrive in Tucson with virtually nothing, homebound seniors or disabled persons, and families in financial crisis.

To prepare for our annual Quilt-a-thon, we are accepting donations of quilt tops (preferably 42 inches wide or less and with lengths between 40-60 inches) and yardage to use for quilt backs. We are starting with a large number of quilt tops, so are not scheduling our usual cutting parties nor passing out kits this year. For the organizations above, we'll be able to give both children's quilts and adult lap robes.

Mark your calendars and join us in serving the greater Tucson community. The annual Quilt-a-Thon will be held at St. Francis Cabrini in the meeting room on Tuesday, August 8 and Wednesday, August 9. Don't know what a "Quilt-a-Thon" is? We gather together on our usual meeting dates in August and complete quilts for charitable donations. We start with completed quilt tops, layer them for "enveloping", sew the envelopes, turn right side out and then tie them to complete. Never tied a quilt? It's easy and we'll show you--just as easy as tying your shoes.

Special thanks to my active committee who did a lot of the charity research and helped with the final decision: Hannah Clark, Connie Weigel, and Olivia Noriega.

Questions? Contact Barbara Heiman ([bjheiman@hotmail.com](mailto:bjheiman@hotmail.com)).



Tucson Quilters Guild and Tucson's Quilt Fiesta! have a Facebook page! Since this is FREE publicity for our Guild and our show, ask your friends to 'like' the page. What can be better than free?

<https://www.facebook.com/pages/Tucson-Quilters-Guild-Tucsons-Quilt-Fiesta/121887434544473>

## FOR SALE

For Sale

Collapsible wooden quilt frame.  
\$50 or best offer.

Barbara - 520-270-7253


# 2018 Quilt Fiesta!

## Quilt Fiesta Co-Directors:

**We'd like to highlight the chairmanship role for Demos this month.**

This area of responsibility for our Quilt Fiesta is one of the most fun and has the least work on a year round basis of any of the jobs. It's great for a new member as there's no need for you to already know bunches of people in the Guild. Also, for seasonal members there is no need to be in Tucson except during the show.

This is what it entails:



The first thing you'll do, as soon as possible, is choose the speaker for the 2019 show. If you're not familiar with who's who in the speaker world, you'll have plenty of help from the rest of the show committee as well as the Program directors.

You need to be free from Thursday through Sunday of show week to escort the Featured Speaker. *Dixie McBride* is our speaker for the 2018 show and will be a lot of fun to get to know.

Show meetings are once a month from 10 -12 on Fridays at the police station on Alvernon and 22<sup>nd</sup> Street. We don't meet during June and July. You can report by email if you can't make the meeting.

I hope you'll think about taking this fun position. I did it for 5 years and wouldn't hesitate to do it again if the opening is there when I'm free. TQG has a great reputation for treating our speakers really well and it's such fun to do!

Thanks for considering this! Please give Helen or Reilly a call or e-mail us for more information or any concerns you may have.

Reilly Zoda 299-7201, [sekmet73@cox.net](mailto:sekmet73@cox.net)  
Helen Frost 749-9414, [helenyoungfrost@comcast.net](mailto:helenyoungfrost@comcast.net)

## Raffle Tickets


The new packets will be available at the May and all future meetings throughout the year. The Raffle Quilt this year is absolutely beautiful and the tickets should be very easy to sell just by showing the photo included in your packets.

If you are not inclined to sell tickets please do yourselves and our Guild a favor by supporting this fund raising effort by purchasing your own packet. After you own them you can choose to sell, burn or gift them to someone else. Every \$10 turned in goes into the treasury which pays for all the things that you love about this guild: hall rental, speakers, library, workshops, and our wonderful quilt show every year where we are all allowed to display our own personal art and talent.

What the treasury does not pay for is the fellowship of friends with a common interest, the chance to make new friends, learn new techniques, work on charitable projects like Quilting for Others, The Bear Project, Quilt for a Cause, and the Quilt-a-thon.

Please help us and the Guild by doing your part and pick up your packets. Remember you do not have to pay for them until you are ready to turn in the stubs and the money.

Thank You  
Patty Kruse 885-2069 [krusequilter@yahoo.com](mailto:krusequilter@yahoo.com)  
Jean Owara 298-6325 [wojogin@aol.com](mailto:wojogin@aol.com)





# 2018 Quilt Fiesta!



## Vintage Quilt Turning

**Quilt Fiesta and the Vintage Quilt Turning!** While it is still some time before the 2018 *Quilt Turning*, it isn't too soon to think of possibilities to enter. It always is fun for me to look for old quilts on travels, in antique shops, or at flea markets and antique shows. While my husband has been known to say, "Quilts have taken over our home;" are there ever too many old and wonderful treasures? The application for the 2018 quilt turning will soon be posted on the Guild website; the goal is June. Please check occasionally or contact me directly.

Please feel free always to contact Sue Franklin, chair, at 520.490.4721) or [suevette63@comcast.net](mailto:suevette63@comcast.net), or committee members, Eileen Mechling at [jemech@comcast.net](mailto:jemech@comcast.net), Kathie Miller at [kmmiller@hotmail.com](mailto:kmmiller@hotmail.com) or Sheryl Verts at [ksherylv@yahoo.com](mailto:ksherylv@yahoo.com) with questions or comments.

## Red and White Quilt Challenge for 2018 Quilt Fiesta

In 2018, the Tucson Quilter's Guild will have their **40<sup>th</sup> Anniversary show**. To honor our longevity, we are asking members to make "Ruby" quilts for a special display within the show. We want to give you plenty of time to make your quilts, so here are the rules.

Color: if it reads as RED, it's RED. White can be white through cream.

Size: no minimum, but big enough to hang. Up to 90" x 90" to fit on the hanging panels.

**All techniques and styles**: piecing, applique, whole cloth, cathedral window, Redwork, embellishing, and all combinations. If you know others, go for it! Make it Traditional, Modern, Art, Crazy, Landscape, Pictorial, etc., etc., etc.

Individual, two-person, and group quilts are all welcome.





**Enter as non-judged, or in the appropriate judged category.** Categories are generally based on technique(s) used, and/or number of people who made it.

Older, previously exhibited red and white quilts may also be entered for display only, not judging.

The hanging committee will gather all the red and white entries to hang all of them together in our special exhibit.

**Last Rule: Have fun with this! I can't wait to see what we all make!**

Karen Fisher



# 2018 Quilt Fiesta!

## Small Quilt Charity Auction


We will have a Small Quilt Charity Auction again this year!

In 2018 the monies will go to **Literacy Connects** and **Reading Seed**.

**Literacy Connects** is a Tucson-based nonprofit founded in July 2011 through the merger of five literacy organizations (including Reading Seed). From birth throughout adulthood, Literacy Connects' programs offer opportunities for learners of all ages to realize their potential. Last year, the Literacy Connects staff and more than 1,500 dedicated volunteers helped more than 50,000 individuals in Southern Arizona.

**Reading Seed** (one of Literacy Connects programs for children) recruits and trains volunteer reading coaches to work one-on-one with students in kindergarten through third grade who are reading below grade level. Free books are distributed to the students to help establish a home library and the habit of reading at home.

The funds raised by 2018 Small Quilt Charity Auction will be split between the parent organization - **Literacy Connects** and **Reading Seed**. Reading Seed monies will be dedicated to buying books to be given to the Reading Seed students.



### **How can I donate a Small Quilt?**

Donating a quilt to the Small Quilt Auction is fun and easy. The only requirement is the maximum perimeter size is 80 inches. Orphan blocks, workshop samples, Aunt Sadie's almost finished redwork are all candidates to becoming a small quilt for the auction. Put on a border, maybe add some embellishment, quilt it and add a 2 inch sleeve. You're done! Please include an entry form (see below) with your small quilt donation.

### **New this Year! Lamentable to Lovely**

This year you can contribute by just rummaging through your UFOs. We are turning "Lamentables" to "Lovelies." You contribute the "Lamentable(s)" - a UFO, your ugliest block ever, or perhaps the piece that you will never, ever go back to. Your donation of the 'Lamentable' means you do not care what we do to it. Someone else is given permission to do change the "Lamentable" into a "Lovely." All "Lamentable" contributions are anonymous.

At the auction pictures of the originals will be displayed next to the finished "Lovely."

**Please contribute your "Lamentables" soon, so there will be time to convert them to an auctionable "Lovely." "Lamentables" may be turned in at the TQG Library. Bring some in May! THANK YOU!!**

Questions? Email Diane Hartman, [smallquilt@tucsonquiltersguild.com](mailto:smallquilt@tucsonquiltersguild.com)

### **SMALL QUILT ENTRY FORM (FOR COMPLETED DONATIONS)**

Quilter's name(s): \_\_\_\_\_

Address and Phone # \_\_\_\_\_

Email address: \_\_\_\_\_

Quilt Title: \_\_\_\_\_

Quilt width: \_\_\_\_\_ Quilt length: \_\_\_\_\_

Artist's statement about this quilt: (50 words or less)

-----OFFICE USE ONLY-----  
QUILT NUMBER \_\_\_\_\_

# Tucson Quilters Guild


## PROGRAM NOTES

Click on the website address to look at the workshops in detail. Most websites will also have the Supply List needed for the class. The 1 day classes are \$50 and the 2 day classes are \$100. We can now accept credit cards. The classes are from 9:00 AM to 3:30 PM each day and they are held at the St. Francis Cabrini Church, 3201 E. Presidio, Tucson, AZ 85716 in the large multi-purpose room (the same location as the lectures). These workshops are a great opportunity for you to learn new quilting skills at a very reasonable price from professional quilters from all over the United States!


### Questions: Contact Program Directors: Karen Fisher or Denise Withrow

Karen Fisher, email: [Karen@karenfisherartquilts.com](mailto:Karen@karenfisherartquilts.com) or call 520-572-8825

Denise Withrow, email: [quiltiden@gmail.com](mailto:quiltiden@gmail.com) or call 520-429-3936



## Upcoming Programs



### June 2017

#### Pat Yamin

June 13 & 14 Lecture: TBD

June 15, Thursday Workshop: "Joseph's Coat" [Supply List](#) openings

June 16, Friday Workshop: "Spinning Stars" [Supply List](#) openings

Signups open: Now

### July 2017

July 11 & 12 **ROUND ROBIN PRESENTATIONS**

### August 2017

August 8 & 9 **QUILT-A-THON**

See page 4 for more information.

### September 2017

#### Sue Rasmussen

September 12 & 13 Lecture: "A Desperate Housewife's Journey"

September 14, Thursday Workshop: "Machine Quilting on your Home Machine" [Supply List](#)

September 15, Friday Workshop: Landscaped Pictorial Quilts Curved Machine Pieced"

[Supply List](#)

Signups open: May 2017

### October 2017

#### Debby Kratovil

October 10 & 11 Lecture: "The Naked Quilter"

October 12, Thursday Workshop: "Modern Vortex" [Supply List](#)

October 13, Friday Workshop: "Seven Sisters" [Supply List](#)

Signups open: June 2017



## MEMBERSHIP

April is the beginning of the membership year. If you have not already done so, please drop by the Membership table at the Guild meetings, or print the application from the website and mail it in (including a stamped self-addressed envelope). The membership fee remains unchanged at only \$30. We take cash, checks, AND credit cards now.


This year, we have decided to collect some statistics on our membership so we can track and make course changes if needed. Please do not ignore the 4 questions under the address information. If you don't know when you joined the guild, I can estimate that for you but we really want to know your age (don't be shy, there are 450 other members in exactly the same boat), meeting preference, and quilting style.

Hope to see you at the membership table!

Kathy Barton - Membership Chair



## LIBRARY NEWS



**REMEMBER TO RETURN YOUR LIBRARY BOOKS!**

THANK YOU to all (donors and buyers) who supported the Book Sale!  
The Library is accepting donations  
for future magazine and book sales.

Send your suggestions for books to add to the TQG Library to:  
[library@tucsonquiltersguild.com](mailto:library@tucsonquiltersguild.com)

## FYI: UPCOMING QUILTING SHOWS AND EVENTS

### **QUILTS, THE PROMISE OF JOY**

Invitation from Thumb Butte Quilters' Guild  
**June 2 & 3, 2017 Prescott, AZ**  
[www.tbqguild.com](http://www.tbqguild.com)

### **CELEBRATE! QUILT CAMP**

**June 14-17, 2017 Flagstaff, AZ**  
<http://www.celebratequilts.com/>

## Newsletter Advertising

Members: \$5.00 for small want ads for Quilting/sewing related items  
Quilt related-businesses: \$25 business card size, \$50 1/4 page, \$100 half page  
For additional information and to reserve space in the next newsletter,  
email the newsletter editor: [newsletter@tucsonquiltersguild.com](mailto:newsletter@tucsonquiltersguild.com)

## YOUR MEMBER AT LARGE IS LISTENING

Quilt show suggestions, publicity ideas, website comments,  
pattern requests, issues with seeing and hearing our speakers

These are some of the topics in your notes recently dropped in our suggestion/idea box at the meetings. They have been passed on to the appropriate Board members for consideration.

I think the following anonymous comment is of interest to all of us who come to the meetings, so I am presenting it here:

***"So while I understand needing to keep meetings concise and short, eliminating the different speakers removes our access to them. You know who they are but I sure don't. Maybe have different brief presentations each month from just one or two key Guild people? Help us get to know you."***

What do **YOU** think, Members?

Do you appreciate the committee announcements at the beginning of each meeting?

Or would you rather read your newsletters to keep up to date on activity reports and requests for volunteers?


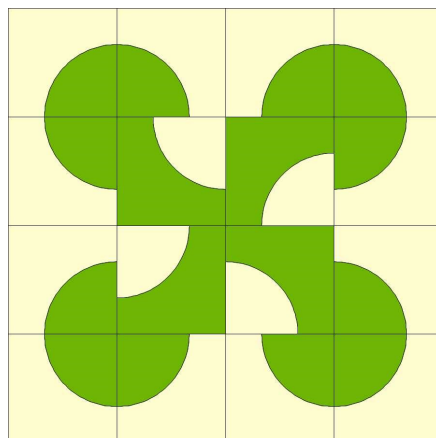

Or do you think a summary projected on the big screen can keep us informed and connected?

Your President, Elaine, is very interested in making your guild experience as helpful as possible. You can always contact her directly, or drop a note in Kay's box (Tuesday Evening) or Evelyn's box (Wednesday Morning) or email us -- we want to hear from you!

Elaine Romanelli - [president@TucsonQuiltersGuild.com](mailto:president@TucsonQuiltersGuild.com)

Evelyn George - [quilter4ever@cox.net](mailto:quilter4ever@cox.net)

Kay Hendricks - [khendricks@cox.net](mailto:khendricks@cox.net)



FREE

### GIVEAWAY

Steel legs, 12' steel rails with leaders, ratchets, carriage, electrical outlet,  
plans for DIY long arm table. Come and get it.

Lisa ([lisafryxell@gmail.com](mailto:lisafryxell@gmail.com)) 520-989-3698.

## Arizona Quilt Documentation Project – Tucson

In April, the Tucson team discussed the April 1<sup>st</sup> Public Documentation. Seventeen quilts were documented, four less than expected due to the illness of two owners. They ranged widely in type and purpose: including two by Chris Nelson, *Dreaming Under Rainbows* (a wedding quilt for her daughter) and *Southwest Dreams*, and *The Farmers Wife*, made by Marguerite Hepner for her sister's 80<sup>th</sup> birthday. Also documented were Sue's redwork wall hanging and an Amish crib quilt, as well as a lovely, beautifully pieced, and fussy cut *Grandmother's Flower Garden* top from the 1930s belonging to Audrey Wann. An *Ozark Tile* and an *Album* were shared by Joan Armstrong. Charity Everitt brought her *Dresden Plate* and *Loving Album*, while Barb Clark shared *Shades of Escher*. Linda George shared *Trip Around the World* and Cynthia Jarnoff a *Star of the Mountain*. Rachelle Cheney came with her *Chevron Patchwork* and Jacqueline Morris, a *Flower Basket*. Laraine Daly-Jones also had a lovely *Crazy*, a newly acquired Museum piece. What a fun time!

At the April documentation meeting Terry presented the continuing education piece: *The Spanish Colonial Colchas of New Mexico*. Details of this program are available on the AZQS web site [www.azquiltstudygroup.org/](http://www.azquiltstudygroup.org/). Quilts documented included the following: Kate's two sided bed quilt, *Prickly Pear*, and two crib quilts owned by Sue. One is a hand quilted *Single Irish Chain* in a green geometric and white: the second is a whimsical *Boy and Girl* appliqué quilt featuring a boy giving a girl flowers, while birds and animals grace the top and bottom.

Anyone is welcome to visit our meetings! We **love** guests. For questions about either quilt documentation or joining the team, please either call or email Tucson liaisons Sue Franklin, (520.490.4721; [suevette63@comcast.net](mailto:suevette63@comcast.net)) or Terry Gryzb-Wysocki, (520.749.9326; [terrygw@mindspring.com](mailto:terrygw@mindspring.com)). New team members are welcome. Monthly training sessions are held from 9:30 until 12:30 at the *Ellie Towne Flowing Wells Community Center* on Ruthrauff Road. The next meeting is Monday, May 8<sup>th</sup>.

Information about quilt documentation teams throughout Arizona may be obtained from Lynn Miller at either 480.632.2819 or [azquiltloc@yahoo.com](mailto:azquiltloc@yahoo.com). Lynn also needs people familiar with the computer to aid her with data entry for the *Quilt Index*. Lynn does distance training which takes about two hours.

Sue Franklin

## QUILT FOR A CAUSE

### What's New at Quilt For a Cause? Watch for announcements coming this summer!

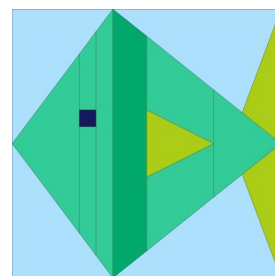
- Quilts in the Garden, Fall 2017
- Bus Trip to Road to California, January 18-21, 2018
- Any time: We are collecting new quilts to sell, auction, or raffle at our events in the community
- Right Now: We are truly interested in recruiting new Board Members. If you are interested in joining the team of dedicated volunteers who plan our amazing fundraising events, please contact us:

Terry Gallegos [TerryGalQFAC@comcast.net](mailto:TerryGalQFAC@comcast.net)

Colleen Babcock [cjquilts@att.net](mailto:cjquilts@att.net)

Ruth Martin [saguaroquilter@gmail.com](mailto:saguaroquilter@gmail.com)

*Quilt For a Cause is a 501 (c) 3 non-profit organization operating in Tucson since 2003. We have raised and donated over \$860,000 to local organizations for research, education and assistance to uninsured and under-insured women with breast and gynecologic cancer. For more information, visit our website: [QuiltForaCause.org](http://QuiltForaCause.org)*



# Tucson Quilters Guild Basics

<b>Who:</b>	All Members
<b>What:</b>	<b>Business Meeting</b> —First Wednesday of every month in the Church Classroom. <b>General Meetings</b> - Second Wednesday of the month in the morning or the Tuesday evening preceding the second Wednesday - in the Parish Hall.
<b>When:</b>	<b>Business Meeting</b> — 9:30 AM ~ 10:30 AM <b>General Meetings:</b> Tuesday Evening —7:00~9:30 PM Wednesday Morning —9:30 AM~12:00 PM
<b>Where:</b>	St Frances Cabrini Church 3201 E. Presidio Near Fort Lowell and Country Club
<b>(How):</b> Parking	Guild members are asked to refrain from parking in the spaces in front of the Parish office; the Church wants these spaces to remain open for Church members who have business to attend to in the office. This is the small building to the east of our meeting room. <b>PARKING NOTICE:</b> Tuesday evening attendees: The Church's Family Classes are in session again, so PLEASE DO NOT PARK IN THE FRONT LOT. Use the side or back lot.
<b>Why:</b>	Come to get involved with all aspects of the Guild, to make new friends, learn new quilting skills, share, but most of all, to have <b>FUN</b> . But please, <b>do not wear fragrance to meetings</b> .
<b>Cost:</b>	Members (\$30/year, due in March) and Guests (\$5.00/meeting with guest speaker)

## Reminder: Use of Cameras at Guild Meetings

Due to copyright concerns, photos may be taken only before the meetings, during the breaks, and after the meetings. No photography or videos will be permitted during the guest speaker presentations.

## SH-Hh-h-h Phone App for TQG Meetings

<http://shushapp.com> The shush app allows you turn the volume of your ringer off for whatever amount of time you want. At the end of that time your phone's ringer will be turned on again. It is handy for those of us who forget to turn on the ringer again.

## Remember: TQG Meetings Are Fragrance Free

Please remember to be kind to fellow members with allergies to scents and perfumes. Please attend the meetings fragrance / perfume free. It means another member can attend.

## EMAIL LIST

The Guild now has an email list for easy communication with the members. Please log into the protected area of the website and put your name and email address into the box at the top of the page. After doing this, you will receive an email. You must click on the link after making the link into one long line. If this works, you will receive another email saying you were successful. If you have any problem with this, email me at [quilter@tucsonquiltersguild.com](mailto:quilter@tucsonquiltersguild.com).  
Meg Silvern

## TQG BOARD AND COMMITTEES

President	Elaine Romanelli	<a href="mailto:president@tucsonquiltersguild.com">president@tucsonquiltersguild.com</a>
Vice President	Paulette Worman	<a href="mailto:lavenderlady@centurylink.net">lavenderlady@centurylink.net</a>
Endowment/ Donations	Mary Meserve	520-465-2785
Membership	Kathy Barton	<a href="mailto:membership@tucsonquiltersguild.com">membership@tucsonquiltersguild.com</a>
Member at Large, Evening	Kay Hendricks	520-325-4509
Member at Large, Morning	Evelyn George	520-325-0166
Programs Co-Director	Karen Fisher	<a href="mailto:Karen@karenfisherartquilts.com">Karen@karenfisherartquilts.com</a> 520-572-8825
Programs Co-Director	Denise Withrow	<a href="mailto:quiltiden@gmail.com">quiltiden@gmail.com</a> 520-429-3936
2018 Quilt Show Co Director	Reilly Zoda	<a href="mailto:sekmet73@cox.net">sekmet73@cox.net</a>
2018 Quilt Show Co Director	Helen Frost	<a href="mailto:helenyoungfrost@comcast.net">helenyoungfrost@comcast.net</a>
Secretary	Lani Smith	<a href="mailto:recsecretary@tucsonquiltersguild.com">recsecretary@tucsonquiltersguild.com</a>
Treasurer	Marie Morris	<a href="mailto:treasurer@tucsonquiltersguild.com">treasurer@tucsonquiltersguild.com</a>
Bears	Christine McCollum	520-748-9165
Bees	Margaret Newman	<a href="mailto:maggie.newman@gmail.com">maggie.newman@gmail.com</a>
Corresponding Secretary	Mary Meserve	520-465-2785
Finance	Sally Dickinson	520-749-9815
Guild Pins	Sue Burns	<a href="mailto:scpb@cox.net">scpb@cox.net</a>
Guild Publicity	open	
Historian	Cathy Dargel	520-746-9246
Holiday Block Exchange	Judy Gilmartin	<a href="mailto:jgilmartin@msn.com">jgilmartin@msn.com</a>
Hospitality	Christine McCollum Marie Luongo	520-748-9165
Library	Diane Hartman	<a href="mailto:library@tucsonquiltersguild.com">library@tucsonquiltersguild.com</a>
Newsletter	Diane Hartman	<a href="mailto:newsletter@tucsonquiltersguild.com">newsletter@tucsonquiltersguild.com</a>
Pattern of the Month	Evelyn George	<a href="mailto:quilter4ever@cox.net">quilter4ever@cox.net</a>
Quilt A Thon	Barbara Heiman	<a href="mailto:bjheiman@hotmail.com">bjheiman@hotmail.com</a>
Quilting for Others	Mary Meserve Kathy Harris	520-465-2785 520-615-0541
Raffle Quilt 2018	Colleen Babcock	<a href="mailto:cjquilts@att.net">cjquilts@att.net</a>
Record Keeper	Mary Meserve	520-465-2785
Website	Meg Silvern	<a href="mailto:meg@silvern.com">meg@silvern.com</a>



# BEES, BEES, BEES

## CENTRAL AREA:

**Himmel Park** Contact: Ruth Campbell, 520-792-1639  
Where: Himmel Park Library; When: Third Wednesdays, 6:30 PM

## EAST SIDE:

**Art Quilters** Contact: Laura Steiniger, 520-465-9100  
Where: Eastside City Hall, 7575 E Speedway (just west of Quilters Market); When: Third Wednesdays, 10 AM to Noon

**Charity Bee** for more information call Susan 520-747-8458

Where: Quilters Market  
When: 2nd Tuesday of the month at 1:00 pm

**Evening Eastside Bee** Contact: Arlene Svenson [520-822-8515](tel:520-822-8515)

Where: Unity Church of Peace, 1551 S Eastside Loop

When: First Thursdays, 6:30 – 9 PM

The Evening Eastside Bee does not meet during the summer.

**UFO Bee** (Bring your own UnFinished Objects)

Contact: Mary Meserve, [marymes@aol.com](mailto:marymes@aol.com)

Where: Quilters Market

When: Tuesdays, 9:00 – 11:30 a.m.

**Pacific Rim Quilting Bee** Asian fabrics, donation quilts

Contact: Annette Meyer, [shelbyme-eraz@cox.net](mailto:shelbyme-eraz@cox.net); Susan Owara

Where: The Quilt Basket When: First

Tuesdays, 10:00 a.m. – noon

## GREEN VALLEY:

**Hexies Bee** English Paper Piecing, Contact: Carole Sullivan, 520-762-8652

Where: Friends Indeed Community Center, Green Valley, AZ

When: First Wednesdays, Noon – 3PM

**North of the Border** Contact: Babs Phillips, 520-393-6557

Where: M & I Bank, 270 W Continental, Green Valley; When: Thursdays 9:30 – Noon



## SOUTH:

**Quilts of Valor Bee** Contact: Char Gasker. 520-749-0723

Where: Eagles Wings Quilting, 3949 E. 29<sup>th</sup> Street, Tucson, 85711

When: Second Thursdays, 1:00 – 4:00 PM

## SOUTHWEST:

**Southwest Side Bee** All are welcome. Contact: Marie Morris, 520-403-6208 or 520-623-0123.


Where: GracePointe Church, 2555 W. Valencia Rd., Tucson

When: Mondays, 6:30 – 8:00 p.m.

**The closed Bees list is on the TQG member website.**

Bee coordinator—Margaret Newman

[maggie.newman@gmail.com](mailto:maggie.newman@gmail.com)





## Pattern of the Month - May 2017

### "Scrap Saver's Stars"

By Evelyn George

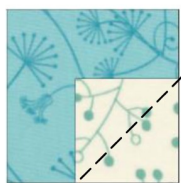
Gather up your scraps and cut them into just 2 sizes of squares, keep them near your sewing machine and use them as leaders and enders while you're piecing other projects—or just stitch a few whenever you feel like it—and soon you'll have a stack of scrappy star blocks for a pretty little quilt (or maybe a big one)!

**Cut light and dark scraps into  $1\frac{1}{2}$ " and  $2\frac{1}{2}$ " squares.** You need a total of 4 small and 9 large squares to make each 9-patch star block. Small squares make the star points and large squares make the background. So, pair small *light* squares with large *dark* squares, and vice versa. (The center square can be same as star points *or* background, or be a different fabric. Use available scraps to make lots of different combinations.)

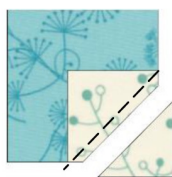
Line up a small light square on top of a large dark square, at one corner, with *right sides together*.

Stitch together diagonally from corner to corner of small square; trim, leaving  $\frac{1}{4}$ " seam allowance; press.

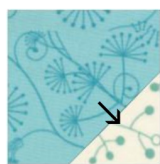
This makes one Star Point Unit; make 4 per block.



Stitch



Trim



Press

← Star Point Unit (make 4 identical, per block)

Arrange 4 Star Point Units, 1 center square and 4 corner squares into 3 rows, and sew together to make a 9-patch star block, as shown, below. The center square can be the same as star points, or different.

When you have enough star blocks for your quilt, trim and square them all up to the same size before sewing them into rows. The quilt shown above (with 108 blocks in a 9x12 layout) would be about  $49\frac{1}{2}$ " x 66" if star blocks are trimmed to 6" square.

For an interesting quilt, make half the blocks with light stars on a dark background and the other half with dark stars on a light background. You could also make some of the stars rotate left and some right, as shown → and alternate them as illustrated in the quilt above.

