



VOLUME 21 NO. 1

[HTTP://TUCSONQUILTERSGUILD.COM](http://tucsonquiltersguild.com)

March 2017

TQG Newsletter



**QUILT FIESTA 2017 PHEW! WE DID IT!
DETAILS START ON PAGE 3**

MARCH SPEAKER: JENNY LYON



Jenny has been joyfully teaching the art of quilting since 2006. Her classes are encouraging, supportive, and light-hearted. She loves seeing her students realize that they CAN quilt their own work.

Jenny has been working with fabric since she was a little girl trying to make her own clothes. She hails from a long line of

traditional bed quilt makers, but she didn't take a formal class in quilting until 1983. She "re-entered" quilting in 1999 and that one class unleashed a need to create that has not stopped.

She uses her domestic sewing machine to create art quilts and wearable art. Jenny's work has been juried into the Houston International Quilt Festival, Pacific International Quilt Festival, AQS in Paducah, the Curitiba Quilt Show in Brazil, and has shown in several art galleries as well as SAQA exhibits. Some of her work is held by private collectors.

Jenny lives in Northern California with her oh-so-patient hubby and their Basset boy. Their two grown sons have left the nest to become men, leaving more room for books, fabric and notions.

Lecture March 7 & 8

Quilting Is a Contact Sport

March Calendar

Business Meeting:

Wed., March 1, 9:30 AM

General Meetings:

Tues., Mar. 7, 7:00 PM

Wed., Mar. 8, 9:30 AM

Newsletter Deadline:

Submission deadline for the

April Newsletter:

Wed., March 22

Articles should be sent to
Newsletter Editor

Diane Hartman at

newsletter@tucsonquiltersguild.com

TQG Deadlines—pg. 8



Jenny Lyon's workshops: There are still openings

March 9, Thursday Workshop: "Fearless Free Motion Quilting Motifs for the Modern Quilter" [Supply List](#)

March 10, Friday Workshop: "Fearless Trapunto by Machine" [Supply List](#)

Contact Program Directors: Karen Fisher or Denise Withrow

Karen Fisher, Karen@karenfisherartquilts.com or 520-572-8825

Denise Withrow, quiltiden@gmail.com or 520-429-3936


PRESIDENT'S MESSAGE

Of all the President's messages that I have written over the last two years, this one is the hardest to compose. Yes, my term is up and I want to thank all of my board members and committee chairpersons who have worked so hard over these last two years to make the Tucson Quilt Guild a thriving, life-breathing organization. You have done so much to help quilters become the best that they can be.

My term as your President has brought so many changes to my life. I have grown in so many ways as a quilter and more importantly, as a person. You, the members of the Tucson Quilters Guild have encouraged me, have shared with me, have uplifted me when times got bad, and have shared your love for quilting with me and for that I am humbled and very grateful. Just know that I love you all.

Thank you from the bottom of my heart.

Roberta Sipes



NOMINATIONS FOR BOARD OFFICERS 2017-2019

| | |
|----------------------------|------------------|
| President | Elaine Romanelli |
| Vice President | Paulette Worman |
| Quilt Show Co-Chair | Helen Frost |
| Endowments | Mary Meserve |
| Member at Large - Evenings | Kay Hendricks |

Nominations are still open. Please contact Reilly Zoda (sekmet73@cox.net, 520-299-7201) if you have questions or further nominations.

Election will be held at the March 7th & 8th meetings.

2017 Quilt Fiesta!

Quilt Fiesta Co-Directors:

We would like to thank the Quilt Show Committee for all of their hard work. It takes a lot of planning to make the Quilt Fiesta happen and details matter. Also, to everyone who volunteered their time and energy to help set up the show, to take it down and who worked during the show, please know that we appreciate your generous spirits. To all of our Guild members who share their quilts each year, we are very grateful. The variety of quilts that we receive every year is what makes our show truly impressive. Congratulations to all of the Ribbon Winners. The full list of winners will be on the Website. And we cannot forget a heartfelt Thank You to everyone who came to the show. Nothing else would matter very much if no one came.

The Raffle Quilt, "Sonoran Wild Flowers" was won by Amy Gladwin of Maricopa, Arizona. Amy is the daughter of Guild member Marie Montgomery. Congratulations Amy !

It was a wonderful show !

Betty and Reilly



Before the flurry of activity:
Wednesday waiting for hardware truck

2017 Viewers Choice Awards:

First Place – *Chemical Attractions*, Swan Sheridan

Second Place – *Pots of Istanbul*, Tami Graeber

Third Place – *Animal Walk*, Gayle Strack

Honorable Mention:

Baltimore Quilt, Marilyn Sohn

Goldie's Rodeo Quilt, Nancy Landon

Fascinating, Karen Porter

New Member Challenge: *From Ugly to Magnificent*

Every year, we supply our new members with a "challenge" fabric from which they are asked to submit a small quilt for voting by the membership. This year we had a tremendous turnout with 11 fabulous quilts turned in. The voting was held during the December Holiday Party and at the New Member Tea held at the Viscount. Every quilt received a number of votes and in the end it was a shame that I could only present 3 ribbons. I hope you had a chance to drop by the special exhibit row at the Quilt Show to revisit these small wonders.

The winners were:

1st Place - Mary Woods for "Feathers for Fiona"

2nd Place - Maggie Lane for "One Odd Bird"

3rd Place - Jana Knutson for "Hexie Garden"

Thanks you to all who participated and voted. I can't wait to see what our now not-so-new members do in the future.

Kathy Barton - Membership Chair

2017 Quilt Fiesta!

Hostesses:

Thank you, to all the hosts and hostesses.

Many of you did more than 1 shift (especially the angel that did 11 shifts).

We are very pleased everything seemed to go so well.

Dave Kuskulis & Connie German



Quilt Show Hardware:

It takes each and every volunteer to make Quilt Fiesta! a successful and beautiful show. The public comes to enjoy the beautiful quilts, but those quilts would be out of luck without the frames and drapes from which they hang. I want to take this opportunity to express my deep gratitude to all the volunteers who helped with the Wednesday setup and the Sunday takedown.

It's a lot of hard work! Although everyone involved deserves personal recognition, my list of names is incomplete. Please know that your efforts did not go unnoticed, just your name. Please pass along my gratitude to the many non-member volunteers who won't see this Newsletter.

Let me give a special callout to Dick, David and Betty, who helped kick off the setup with floor marking; to Rosie and Danny, who were instrumental in both setup and stowing equipment; to Tom Carpenter, who also worked tirelessly both Wednesday and Sunday; to Mary, queen of all re-bar (forever); to Jennifer, my setup assistant (didn't know this, did you?).

Thanks again and I hope to see you next year, same time, same place.

Barbara Heiman



Hanging Committee:

WHAT A GREAT SHOW!!

How could we possibly do it without all of the volunteers who graciously give of their time and effort along with all of the members of the Quilt Show Committee?

The Hanging Committee would like to thank all of the volunteers who came on Wednesday and Thursday. They did such a great job, and the quilts all looked fantastic.

Paulette Worman and Kathy Zimmer

2017 Quilt Fiesta!

Take Down:

I have always been impressed with the speed that the show is taken down, but I never knew how impressive the people doing the work are. I am in awe and admiration of the community of Guild Members and their family members who showed up to assist with the huge task that is Take Down.

It is inspiring that so many people would brave the weather, deal with TCC parking, and give of themselves so that all of the community could enjoy the Quilt Show.

Huge Thank you to the Row Captains, the Ladder Champs, my Annoyance Assassin, my Distribution Queen, and all of you amazing people who made up the crews that got it done.

I want to thank and give a special recognition to Barb Heiman. Barb was super amazing at all she did and is easily the MVP of all of take down. She was there on Wednesday, Thursday, and Sunday. Not just for part of those days but for all of those days. She never stopped moving or working, it was inspiring. That doesn't even touch on what she did that I am not aware of. Truly impressive!

If you have any ideas or comments about this past take down or any future take downs, please contact me and let me know. Your ideas are what will make things better in the future.

Clayton Clark ClaytonbClark@gmail.com

Quilt Fiesta Academy:

I hope that those who were able to attend a demo enjoyed yourselves.

I felt that the event was successful, but would like to hear from all of you.

What did you think of it? Should we do it again? How can it be improved?

Any comments or suggestions?

Clayton Clark claytonbclark@gmail.com

Jr. Quilters Table:

Thank you to the ladies who were willing to help out and be available to assist the kids.

I am inspired by your desire to pass on the love and joy of quilting to the next generation.

Clayton Clark



2017 QUILT FIESTA !
A VISUAL GLIMPSE



2017 Quilt Fiesta!

Small Quilt Auction



The Small Quilt Auction was a success! We are still delivering some of the quilts to the winning bidders. If all bidders follow through, there will be **\$2585** to give to this year's charities:

Hope Animal Shelter and Youth on their Own.

Thanks to all who participated in this year's Small Quilt Auction. The Auction would not be possible without the support of the makers — and the buyers.

Sally Dickinson and Diane Hartman

Vintage Quilt Turning:

Quilt Fiesta and the Vintage Quilt Turning! We did it! Thanks to the quilt owners who loaned quilts for this lovely display of 17 vintage quilts. Thanks to the narrators who did a superb job of telling the story for each of the quilts. Thanks to the turners, who patiently held quilts, sometimes quite heavy ones, while the narrators described their beauty and their unique history.

Finally, thanks to the committee who worked with me on making this, the 10th year that I have been chair, another successful quilt turning. Of course, none of this would be complete without an appreciative audience. That happened, too.

Please feel free to contact Sue Franklin, chair, at 520.490.4721) or suevette63@comcast.net, or committee members, Eileen Mechling at jemech@comcast.net, Kathie Miller at kmmiller@hotmail.com or Sheryl Verts at ksheryl@yahoo.com with questions or comments.

RAFFLE TICKETS:

CONGRATULATIONS to Amy Gladwin, who won the 2017 Raffle Quilt this year. Amy is the daughter of Marie Montgomery, one of our members who sold her the winning ticket.

Amy lives in Maricopa, AZ and was unable to attend the Quilt Fiesta 2017, so Marie will be bringing the quilt to her very excited and happy daughter.

The show was beautiful and we had a good turnout in spite of the weather.


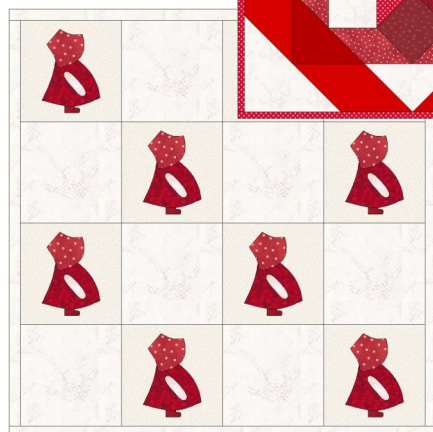




This year the Raffle Ticket sales were up from last year and Jean and I are looking forward to even better results next year.
PATTY



Red and White / White and Red Challenge

“Watch for special quilt challenge for the Guild’s Ruby Anniversary in 2018”

More info at March meetings!



TQG DEADLINES


MARCH 2017

March 7 & 8 Meetings:

Nominations for TQG officers

Vote for TQG officers

Vote for TQG newsletter name



Tucson Quilters Guild

PROGRAM NOTES

Click on the website address to look at the workshops in detail. Most websites will also have the Supply List needed for the class. The 1 day classes are \$50 and the 2 day classes are \$100. We can now accept credit cards. The classes are from 9:00 AM to 3:30 PM each day and they are held at the St. Francis Cabrini Church, 3201 E. Presidio, Tucson, AZ 85716 in the large multi-purpose room (the same location as the lectures). These workshops are a great opportunity for you to learn new quilting skills at a very reasonable price from professional quilters from all over the United States!

Questions: Contact Program Directors: Karen Fisher or Denise Withrow

Karen Fisher, email: Karen@karenfisherartquilts.com or call 520-572-8825

Denise Withrow, email: quiltiden@gmail.com or call 520-429-3936



Upcoming Programs



April 2017

[Gyleen Fitzgerald](#)

April 11 & 12 Lecture: "Quilts, Unfinished Stories with New Endings"

April 13, Thursday Workshop: "Trash to Treasure Pineapples" [Supply List](#) 13 openings

April 14, No Friday Workshop - Good Friday, Church Closed
Signups open: Now

May 2017

[Debbie Jones](#)

May 9 & 10 Lecture: "Fabric Scraps Become Fine Art"

May 11, Thursday Workshop: "Fabric Landscape Decollage" [Supply List](#) 15 openings

May 12, Friday Workshop: "Silk Fusion"- new [Supply List](#) 14 openings
Signups open: Now

June 2017

[Pat Yamin](#)

June 13 & 14 Lecture: TBD

June 15, Thursday Workshop: "Joseph's Coat" [Supply List](#)

June 16, Friday Workshop: "Spinning Stars" [Supply List](#)
Signups open: Now

July 2017

July 11 & 12 **ROUND ROBIN PRESENTATIONS**

August 2017

August 8 & 9 **QUILT-A-THON**

LIBRARY NEWS

PLEASE REMEMBER TO RETURN YOUR LIBRARY BOOKS!

New Books Recently Donated or Purchased for Guild Library

Title, Author (call number)

APPLIQUE

Elegant Quilts, Country Charm: Applique Designs in Cotton and Wool Bateman, Leonie (AP BAT 2012)

Wild Blooms & Colorful Creatures: 15 Applique Projects: Quilts, Bags, Pillows & More Williams, Wendy (AP WIL 2013)

Fancy Applique: 12 Lessons to Enhance Your Skills Sienkiewicz, Elly (AP SIE 1999)

Inspired by Tradition: 50 Applique Blocks in 5 Sizes Mackenzie, Kay (AP MAC 2011)

ART

Art Quilt Shaw, Robert (AR-A SHA 1997)

Quilted Symphony: A Fusion of Fabric, Texture & Design Loughman, Gloria (DE LOU 2010)

Mickey Lawler's SkyDyes: A Visual Guide to Fabric Painting Lawler, Mickey (S-D LAW 1999)

Snippet Sensations: Fast, Fusible Fabric Art for Quilted or Framed Projects Walter, Cindy (S-G WAL 1996)

Portrait Quilts Painted Faces You Can Do McCaffery, Bonnie Lyn, 1954- (S-G MCC 2005)

Fabric Silhouettes: Quilted Treasures from the Family Album Handley, Louise (S-P HAN 2006)

KIDS

Best of Sewing Machine Fun for Kids: Projects & 37 Activities Milligan, Lynda (BA MIL 2016)

CELTIC

Celtic Garden Durcan, Philomena (CE DUR 1995)

CURVES

Cutting Curves from Straight Pieces Bowles, Debbie (CRV BOW 2001)

EMBELLISHMENT

Embellishing with Felted Wool: 16 Projects with Applique, Beads, Buttons & Embroidery Stori, Mary (E-B STO 2008)

Embroidery & Patchwork Revisited: An Illustrated Guide To Hand Stitching Vaine, Janice (E-G VAI 2014)

HEXIE

Recycled Hexie Quilts: Using Vintage Hexagons in Today's Quilts Kerr, Mary (HX KER 2015)

More Quick & Easy Hexie Quilts Wood, Julia C. (HX WOO 2014)

HOME

At Home with Patrick Lose: Colorful Quilted Projects Lose, Patrick. (HM LOS 1999)

Skinny Quilts & Table Runners II: 15 designs from celebrated quilters (PT SKI 2009)

SASHIKO

Classic Quilting of Sashiko (JA CLA 1990)

Ultimate Sashiko Sourcebook Briscoe, Susan. (JA BRI 2005)

MODERN

Modern Quilt Workshop: Patterns, Techniques, and Designs from the Funquilts Studio Ringle, Weeks (MD RIN 2005)

CLASSICS

Nine Patch: New Quilts From An Old Favorite no author listed (N-O NIN 2015)

Quilting Beauties Come in All Shapes & Sizes Neary, Karen (PP NEA 2014)

Quick and Easy Scrap Quilts (P-SC QUI 1997)

Small Pieces, Spectacular Quilts: Patterns Inspired by Antique Quilts Kinch, Mary Elizabeth (P-SC KIN 2012)

QUILTING

Quilts from Concept to Contest: Advice from a Hand Quilter Marshall, Suzanne (Q-H MAR 2014)

Sophisticated Stitches: Designs for Quilting, Applique, Sashiko & Embroidery Linn, Don (Q-D LIN 2009)

One Zentangle A Day: A 6-week Course in Creative Drawing for Relaxation, Inspiration, and Fun Krahula, Beekah (Q-D KRA 2012)

Shape by Shape: Free-motion Quilting with Angela Walters Walters, Angela, 1979- (Q-M WAL 2014)

Free-Motion Mastery in a Month: A Block A Day to Machine Quilting Success Merrill, RaNae (Q-M MER 2016)

TECHNIQUES

Beginner's Guide to Quiltmaking Simon, Jeri (TE SIM 2015)

You Can Quilt! Building Skills for Beginners Gardunia, Leila (TE GAR 2015)

Wild and Wonderful 3-D Quilts Vaneecke, Mary (TE VAN 2014)

Peanuts Quilted Celebrations Shea, Kathleen (SE SHE 2015)

MEMBER AT LARGE ANSWERS YOUR QUESTIONS

Kay and Evelyn have received a number of interesting questions lately! We're bringing you some answers here in your Newsletters:

Q: As a new member, I'm finding it difficult to get acquainted with other members....

A: We are a large Guild! Kay would like to remind everyone to please wear their name tags to the meetings. And, here are some great suggestions from Membership Chair, Kathy Barton:

- 1) Play the New Member Game. Yes, that's right.....It's back. In the New Member Packet you will find a set of 8 cards with instructions on who you should introduce yourself to. Fill out the card with your name and the name of your new quilting friend and return it to the membership table. At the break we will hold a drawing and if your card is drawn, both you and the other member will receive a prize.
- 2) Volunteer. There is no better way to meet other Guild members than to get involved with our myriad Guild activities. There are many jobs that don't require a lot of time throughout the year and any help is welcome.
- 3) Consider joining a Bee. There is a complete list of affiliated Bees on our website. Although some may not be open at this time, there may be an opening in the future. Contact them and express your interest.
- 4) Make it a point to attend workshops and informal meetings like the Holiday Party and Quilt-A-Thon. There is a lot more dialog in this setting.
- 5) Still want more? Ask for a sponsor. Contact the Membership Chair (Kathy Barton) and she will find an experienced Guild member who will introduce you to people who share your interests.


Q: *Free admission to Quilt Show is given to hostesses. Why not offer free Show admission to those who do other Quilt Show jobs, particularly those that you're begging for people to help with?*

A: This question was presented to the Quilt Show Committee at the January 27, 2017 meeting, where it was discussed and a vote taken. Here's their reply:

The Quilt Show Committee voted to maintain the current policy of giving free entry to Guild members who volunteer to work when the show is open, but not at times that the Show is not open. It is a responsibility of Guild membership to be willing to help with Guild activities to the extent that you are able. Members who volunteer during the hours that the Quilt Show is open are giving their time when they might otherwise be enjoying the Show. For this they are given free entry on the day of their shift. Non-Guild members can also sign up to help during the Show and receive free entry on the day of their shift. The other volunteer opportunities take place during non-Show hours. The need for volunteer help gets intense during Show week. The Quilt Fiesta is our largest and most public activity that showcases our Guild. As members of the Guild we have a responsibility to be willing to help. Non-Members who help during Show week, when the Show is not open, get a Comp Ticket because they have no obligation to help but they come and help.

If you have a question, comment or suggestion for the Guild, contact your Member at Large --Tuesday Evening, Kay Hendricks or Wednesday Morning, Evelyn George.

Look for our colorful suggestion box at the meetings, at the Pattern of the Month table.



Arizona Quilt Documentation Project – Tucson

After our January break, February was business as usual with continuing education by Sue on *Crazy* quilts. Usually we think of *Crazies* belonging to the late 1800s, but the Maryland Historical Society acquired a *Kaleidoscope* quilt dated 1834. However, in the last quarter of the 19th century, a new form of needlework swept the country via books, magazines, and advertising. In short order, the new concoction, called a *Crazy*, was everywhere! It became the epitome of elegance.

There were no rules; quilters went wild with “crazy” patches and lovely needlework to hold their choices together. This method was so different from the past’s precise needlework. Some *Crazies* were contained, as within squares surrounded by sashing and cornerstones. Most were not. The majority were pieced on a foundation, while others were not.

Varied fabrics were used; silks, wool, velvets, cotton, artificial, or a mix. The oldest *Crazies* were pieced and embellished by hand, although women with a sewing machine were “proud” to use them. On some *Crazies*, painted and embroidered flowers, odd little figures, pictures of children, musical scores, letters, and dates fill every available open space. For some makers, in the words of Wordsworth, “enough is always a little bit more.”

BUT, did all this really begin in the 1800s? The answer is no. Centuries earlier, the *Crazy* was made as a garment. Venice’s Carnival, said to have originated in 1162, contains a Harlequin, a magical character dressed in a colorful patched costume. This is one of the earliest examples of the “crazy” style. The Jester of the Middle ages also has a similar appearance in his clothing. Additionally, Japanese nobility donned *Crazy* patched clothing on occasion. Penny McMorris, author of *Crazy Quilts*, an early 20th century offering, maintains that a *Crazy* quilt is the earliest known quilt pattern.

Looking to the future, on March 13th, the team will resume documenting the quilts in the *Arizona History Museum* collection. We are likely to find *Crazies* then. You’ll learn about those quilts next month. Also, the **next public documentation will be April 1st, at the Arizona History Museum. Please notify either Sue or Kate Clark, 520.742.1000 to have your names on the list. Once that happens, Sue will email you the necessary paperwork and also explain what will happen.**

At our February meeting we documented the following quilts. Gloria Magee’s stunning blue and white *Drunkard’s Path*, Kathy Hansen’s lovely family *Hummingbird*, Terry Grzyb-Wysocki’s impeccable *Single Irish Chain*. This quilt was billed as a crib, but more the size of a lovely doll quilt, and finally, believe it or not, Sue’s *Crazy* crib quilt, with lovely examples of embroidery embellishments, including “Baby” on it.

Anyone is welcome to visit our meetings! We **love** guests. For questions about either quilt documentation or joining the team, please either call or email Tucson liaisons Sue Franklin, (520.490.4721; suevette63@comcast.net) or Terry Grzyb-Wysocki, (520.749.9326; terry-gw@mindspring.com). New team members are welcome. Monthly training sessions are held from 9:30 until 12:30 at the *Ellie Towne Flowing Wells Community Center* on Ruthrauff Road. The next meeting is Monday, March 6th.

Information about quilt documentation teams throughout Arizona may be obtained from Lynn Miller at either 480.632.2819 or azquilt doc@yahoo.com. Lynn also needs people familiar with the computer to aid her with data entry for the *Quilt Index*. Lynn does distance training which takes about two hours.

Tucson Quilters Guild Basics

| | |
|--------------------------|--|
| Who: | All Members |
| What: | Business Meeting —First Wednesday of every month in the Church Classroom. General Meetings - Second Wednesday of the month in the morning or the Tuesday evening preceding the second Wednesday - in the Parish Hall. |
| When: | Business Meeting — 9:30 AM ~ 10:30 AM General Meetings: Tuesday Evening —7:00~9:30 PM Wednesday Morning —9:30 AM~12:00 PM |
| Where: | St Frances Cabrini Church 3201 E. Presidio Near Fort Lowell and Country Club |
| (How): Parking | Guild members are asked to refrain from parking in the spaces in front of the Parish office; the Church wants these spaces to remain open for Church members who have business to attend to in the office. This is the small building to the east of our meeting room. PARKING NOTICE: Tuesday evening attendees: The Church's Family Classes are in session again, so PLEASE DO NOT PARK IN THE FRONT LOT. Use the side or back lot. |
| Why: | Come to get involved with all aspects of the Guild, to make new friends, learn new quilting skills, share, but most of all, to have FUN . But please, do not wear fragrance to meetings . |
| Cost: | Members (\$30/year, due in March) and Guests (\$5.00/meeting with guest speaker) |

Reminder: Use of Cameras at Guild Meetings

As Roberta announced at the September Guild meeting the Board has had a discussion concerning the use of cameras for both still photography and video during our guest speaker presentations. Due to copyright concerns, photos may be taken only before the meetings, during the breaks, and after the meetings. No photography or videos will be permitted during the guest speaker presentations.

SH-Hh-h-h Phone App for TQG Meetings

<http://shushapp.com> The shush app allows you turn the volume of your ringer off for whatever amount of time you want. At the end of that time your phone's ringer will be turned on again. It is handy for those of us who forget to turn on the ringer again.

Remember: TQG Meetings Are Fragrance Free

Please remember to be kind to fellow members with allergies to scents and perfumes. Please attend the meetings fragrance / perfume free. It means another member can attend.

EMAIL LIST

The Guild now has an email list for easy communication with the members. Please log into the protected area of the website and put your name and email address into the box at the top of the page. After doing this, you will receive an email. You must click on the link after making the link into one long line. If this works, you will receive another email saying you were successful. If you have any problem with this, email me at quilter@tucsonquiltersguild.com.
Meg Silvern


TQG BOARD AND COMMITTEES

| | | |
|-----------------------------|------------------------------------|--|
| President | Roberta Sipes | rfsipes@gmail.com |
| Vice President | Elaine Romanelli | romanele@georgetown.edu |
| Endowment/ Donations | Sally Dickinson | 520-749-9815 |
| Membership | Kathy Barton | membership@tucsonquiltersguild.com |
| Member at Large, Evening | Kay Hendricks | 520-325-4509 |
| Member at Large, Morning | Evelyn George | 520-325-0166 |
| Programs Co-Director | Karen Fisher | Karen@karenfisherartquilts.com 520-572-8825 |
| Programs Co-Director | Denise Withrow | quiltden@gmail.com 520-429-3936 |
| 2017 Quilt Show Co Director | Betty Anderson | bettyca@comcast.net |
| 2017 Quilt Show Co Director | Reilly Zoda | sekmet73@cox.net |
| Secretary | Lani Smith | recsecretary@tucsonquiltersguild.com |
| Treasurer | Marie Morris | treasurer@tucsonquiltersguild.com |
| | | |
| Bears | Christine McCollum | 520-748-9165 |
| Bees | Margaret Newman | maggie.newman@gmail.com |
| Corresponding Secretary | Mary Meserve | 520-465-2785 |
| Finance | Sally Dickinson | 520-749-9815 |
| Guild Pins | Diane Bach | bachdiane@yahoo.com |
| Guild Publicity | Elaine Romanelli | romanele@georgetown.edu |
| Historian | Cathy Dargel | 520-746-9246 |
| Holiday Block Exchange | Judy Gilmartin Colleen Babcock | jgilmartin@msn.com cjquilts@att.net |
| Hospitality | Christine McCollum Marie Luongo | 520-748-9165 |
| Library | Diane Hartman | library@tucsonquiltersguild.com |
| Newsletter | Diane Hartman | newsletter@tucsonquiltersguild.com |
| Pattern of the Month | Evelyn George | quilter4ever@cox.net |
| Quilt A Thon | Paulette Worman Barbara Heiman | lavenderlady@centurylink.net bjheiman@hotmail.com |
| Quilting for Others | Mary Meserve Kathy Harris | 520-465-2785 520-615-0541 |
| Raffle Quilt 2017 | Colleen Babcock | cjquilts@att.net |
| Raffle Quilt 2018 | Colleen Babcock | cjquilts@att.net |
| Record Keeper | Mary Meserve | 520-465-2785 |
| Website | Meg Silvern | meg@silvern.com |

QUILT FOR A CAUSE

Quilt For a Cause extends a great big thank you to the Quilt Show Committee for again donating such a nice booth space. We took in over \$1400 at the show! Just a reminder, Quilt For a Cause, Inc. is a 501c3 non-profit, and our Board members and volunteers do not get paid -- everything we raise goes to support our mission of using our quilts, patterns and handmade items to help win the fight against women's cancers. Very special thank you to each and every quilter who donated their beautiful handiwork, and to all those who helped at our booth. We can't do this without all of you!

We will be at the Hummingbird Stitchers Show in Sierra Vista March 4-5, and are planning other events for the coming year, to extend our fundraising year round. With this in mind, we are accepting quilts at any time -- our local quilt shops are drop-off points or you can donate them at the Guild meetings. Thanks, quilters, you are making a difference!



FOR SALE

Brother Innovis 6000D Sewing and Embroidery machine, 15 feet, 5 hoops, Brother rolling sewing machine tote, hard and soft carrying cases for embroidery unit. Regular maintenance. Only 2m embroidery stitches.

\$2,500, or best offer. 520-579-0975, patbhh15@q.com. Pat

**Tucson-based
computerized longarm business
for sale.
(520) 444-7149**



Tucson Quilters Guild and Tucson's Quilt Fiesta! have a Facebook page! Since this is FREE publicity for our Guild and our show, ask your friends to 'like' the page. What can be better than free?

<https://www.facebook.com/pages/Tucson-Quilters-Guild-Tucsons-Quilt-Fiesta/121887434544473>

Newsletter Advertising

Members: \$5.00 for small want ads for Quilting/ sewing related items
Quilt related-businesses: \$25 business card size
\$50 1/4 page, \$100 half page
For additional information and to reserve space in the next newsletter,
email the newsletter editor:
newsletter@tucsonquiltersguild.com

BEES, BEES, BEES

CENTRAL AREA:

Himmel Park Contact: Ruth Campbell, 520-792-1639
Where: Himmel Park Library; When: Third Wednesdays, 6:30 PM

EAST SIDE:

Art Quilters Contact: Laura Steiniger, 520-465-9100
Where: Eastside City Hall, 7575 E Speedway (just west of Quilters Market); When: Third Wednesdays, 10 AM to Noon

Charity Bee for more information call Susan 520-747-8458

Where: Quilters Market
When: 2nd Tuesday of the month at 1:00 pm

Evening Eastside Bee Contact: Arlene Svenson [520-822-8515](tel:520-822-8515)
Where: Unity Church of Peace, 1551 S Eastside Loop

When: First Thursdays, 6:30 – 9 PM
The Evening Eastside Bee does not meet during the summer.

UFO Bee (Bring your own UnFinished Objects) Contact: Mary Meserve, marymes@aol.com

Where: Quilters Market
When: Tuesdays, 9:00 – 11:30 a.m.

Pacific Rim Quilting Bee Asian fabrics, donation quilts

Contact: Annette Meyer, shelbyme-eraz@cox.net; Susan Owara

Where: The Quilt Basket When: First Tuesdays, 10:00 a.m. – noon

GREEN VALLEY:

Hexies Bee English Paper Piecing, Contact: Carole Sullivan, 520-762-8652

Where: Friends Indeed Community Center, Green Valley, AZ
When: First Wednesdays, Noon – 3PM

North of the Border Contact: Babs Phillips, 520-393-6557
Where: M & I Bank, 270 W Continental, Green Valley; When: Thursdays 9:30 – Noon



SOUTH:

Quilts of Valor Bee Contact: Char Gasker. 520-749-0723

Where: Eagles Wings Quilting, 3949 E. 29th Street, Tucson, 85711
When: Second Thursdays, 1:00 – 4:00 PM

SOUTHWEST:

Southwest Side Bee All are welcome. Contact: Marie Morris, 520-403-6208 or 520-623-0123.

Where: GracePointe Church, 2555 W. Valencia Rd., Tucson

When: Mondays, 6:30 – 8:00 p.m.

The closed Bees list is on the TQG member website.

Bee coordinator—Margaret Newman
maggie.newman@gmail.com






Pattern of the Month - March 2017

"Make it in Red and White"

By Evelyn George


We've just celebrated a year of making beautiful quilts, and enjoying them at another spectacular quilt show, and of course now it's time to start planning for the next one -- and this time it's extra special -- our 40th quilt show! Since the 40th is traditionally the Ruby Anniversary, the show committee has issued a Red and White Quilt Challenge. So, what will you make? I thought I would look back over the years of designing Block of the Month / Pattern of the Month for the Guild and revisit some of our past block designs, and perhaps inspire you to look for a block you like and then make it look spectacular in red and white. (There are over 150 simple patterns in the old newsletters and on the TQG website.) For the illustrations below, I've given the block name and referenced the newsletter issue it's in; just click on that newsletter link to find the block pattern; then make as many blocks as you like -- in red and white, of course -- and arrange as you wish. These are just a few ideas:




Dancing Shoos - BOM April 2007
(in March 2007 newsletter, p. 7)




OR



Sand Rubies (on point) - BOM June 2008
(in May 2008 newsletter, p. 7)



Pinwheel Play - BOM February 2010
(in January 2010 newsletter, p. 7)



Sweetheart Star - BOM Feb. 2011
(in January 2011 newsletter, p. 7)



Tortillas y Frijoles POM June 2012
(in June 2012 newsletter, p. 9-10)

Remember to pre-wash red fabrics separately before cutting them for a red and white quilt!