



# TQG Newsletter

**February Meetings—TURN IN YOUR QUILTS for the Quilt Fiesta! 2017**

Details on Page 2

## February Calendar

### Business Meeting:

**Wed., February 1, 9:30 AM**

### General Meetings:

**Tues., Feb. 7, 7:00 PM**

**Wed., Feb. 8, 9:30 AM**

### Newsletter Deadline:

Submission deadline for the

### March Newsletter:

**Wed., February 22**

Articles should be sent to  
Newsletter Editor

Diane Hartman at

[newsletter@tucsonquiltersguild.com](mailto:newsletter@tucsonquiltersguild.com)

**TQG Deadlines—pg. 6**



## PRESIDENT'S MESSAGE

It's just a few days away from the most important event of year. It's of course going to be held at the Tucson Convention Center for three wonderful, fun-filled days. A huge space is definitely needed to contain this fabulous event. What is it? It's the 39<sup>th</sup> annual Quilt Fiesta! and I invite you, your families and friends to come.

Why? Well, let me tell you:


You will see over 300 fantastic quilts that you, your friends, and family members created with love. Some are original designs; some were created using traditional designs; some are modern and/or art quilts. Some quilts you'll see are well over a hundred years old and some were just finished a few days ago. (Many of us can identify with that). Some quilts were made by those of us who have made quilts for years and years and years...and others were made by new quilters and some were made by youngsters. There will be quilts for sale and many for auction. There will be many vendors where you can see and purchase the most amazing items to help you make your next quilt. You'll see quilts that were awarded ribbons in many categories. You will be inspired, you will be in awe of the workmanship, and you will support and encourage the Tucson Quilters Guild family. So come and enjoy the beauty of the quilts and the love that they represent.

Roberta Sipes

**Name the TQG Newsletter — See page 7.**

# 2017 Quilt Fiesta!

## Quilt Fiesta Co-Directors:



This is the last newsletter before the Quilt Show. We hope all of the quilts are finished and ready to be turned in. As we mentioned at the January Guild meetings, here are a few important reminders for getting your quilt(s) ready for the show.

1. All quilts must have a **4 inch sleeve** (Category 1100 requires a 3 inch sleeve); the **quilt ID label** should be **sewn** to the **lower left hand corner of the back of the quilt**. Cover your personal label with fabric to allow for anonymity during judging; **ID label for the quilt bag** should be **sewn near the center of the open end**. Please do not put your name on the quilt bag.

Before you put your quilt into the bag please **make sure it is clean and odor free**. Use a lint roller on the front and the back to remove, lint, loose threads, and pet hair. If there is a smoker in your household, air out the quilt and the bag; then think about keeping the quilt in a smoke free environment until the show

3. Make sure the **quilt bag** is **not too big or too small**, no flannel, no Velcro, no zippers, no safety pins, no drawstrings, and no ties. And **clean, inside and out**. Think lint roller again; little details make a difference.

Please fold your quilt top to bottom, then again as needed, so that **when placed in the bag both the ID label and sleeve are easily visible at the open end**.

This is a help for those who will be handling your quilt.

5. Special Handling requires pre-approval. Please see your Instruction Letter for details.

**TURNING IN YOUR QUILTS:** All quilts, judged or non-judged, **MUST be brought to the February 7<sup>th</sup> or 8<sup>th</sup> Guild Meetings**. If you are unable to bring your quilt(s), ask a friend or relative to deliver them for you. If you **absolutely** cannot get your quilt(s) to either of the Guild meetings, call Paulette Worman (if it's a Non-Judged quilt) 520-631-6928 or Karen Kelter (if it is a Judged quilt) 520-319-0326. Unexpected things do happen, but please try to have your quilts delivered to the Guild Meetings.

**PICKING UP YOUR QUILTS:** You **MUST pick up your quilt at the Tucson Convention Center, Sunday, February 19, 2017** after the show, beginning as close to 5:30 pm as is humanly possible. Please be patient...we will be handling almost 306 quilts. For security and safety reasons, no quilts will be released until they have all been taken down, packaged in their cloth bags and organized. Also, all Hardware must be down and safely put away. **You must have your Claim check and initial a form indicating that you received your quilt.** If you ask a friend or relative to pick up your quilt, that person must have the claim check and initial the form.

**Good Things to Remember When Coming to the Quilt Show:** Wear comfortable shoes! If you want to put your purse in your trunk, it's safer to do it before you leave home! There will be no place to store your coat or packages.

We would like to thank everyone who generously shared their quilts in the 2017 Quilt Fiesta. And also thank you to everyone who has volunteered to help us, set up the show, take it down and help it run smoothly. It wouldn't be much of a show without your generosity and it is much appreciated.

Betty Anderson [bettyca@comcast.net](mailto:bettyca@comcast.net) Reilly Zoda [sekmet73@cox.net](mailto:sekmet73@cox.net)

# 2017 Quilt Fiesta!

## Quilt Fiesta Academy:

Because this is the first year for the Academy, I am very happy with the number of vendors and Guild members who have signed up to give demos. **Here is a list of what will be offered this year.** The times will be posted at the show; details are still being worked out.

**A Couple of Old Broads:** Learn how to use ordinary colored pencils to make fun washable quilts!

**Beadspinner Lady:** Embellishing quilts w/ beads. Various ways to add interest or bling to a quilt using beads and other surface embellishments.

**El Sol Quilting:** Painted Misty Fuse Demo and Creative Landscape Quilting

**Jacquelyn Morris-Smith:** Zentangle Inspired Art

**Karen Fisher:** Making Perfect Circles for Appliqué

Cutting and Piecing Multi-Fabric Four-Patch and Square-in-a-Square Blocks


Assembling Areas of Multiple Same-Size Squares/Rectangles

Making "Spinning" Borders to Add Corner Detail to Quilts

**Lucinda's Nice Things:** Mechanical sewing machine maintenance -DIY

Bill will demo how to clean, oil, and troubleshoot minor issues with your mechanical sewing machine.

**Swan Amity Studios:** Demonstration of the freezer paper and starch method of applique using a trolley needle.



If you have any questions or comments about the Quilt Fiesta Academy please let me know. Contact: Clayton Clark [Claytonbclark@gmail.com](mailto:Claytonbclark@gmail.com)

## Jr. Quilters Table:

We have decided that we will only run the Jr. Quilters Table on Sunday to minimize the need for volunteers and to allow it to be a more unique item to draw people to the show on Sunday.

We would love to have about 4 people to staff it throughout the day to help show kids how to do various sewing and quilting skills, such as sewing by hand and sewing with a machine, as well as answering all the inquisitive questions children generally have.

This is a great chance to introduce the next generation to the joy and art of quilting!

We also need some scrap 4 inch squares for the kids to sew together. If you have any you can spare, please give them to Clayton Clark at some point before Sunday, February 19th. You can also give them to Betty Anderson.

Contact: Clayton Clark [Claytonbclark@gmail.com](mailto:Claytonbclark@gmail.com)



## Show Pins:

Don't forget to buy your Show Pin! \$5 each.

# 2017 Quilt Fiesta!

## Kids Row :

We are happy to report that we have 11 quilts from 9 young quilters for Kid's Row. Our Junior Quilters range from 4 to 12 years old. Each entrant should have received an email at the end of January with instructions for dropping off their quilt. **Quilts can be dropped off at the February 7<sup>th</sup> or 8<sup>th</sup> General Meetings or by February 10<sup>th</sup> at either The Quilters Market or The Quilt Basket.**

Quilts should be placed in a bag (preferably a pillow case) clearly labeled with the maker's name and Tucson Quilt Fiesta Kid's Row. Quilts will be available for pick-up at TCC after the close of the show (5:30 pm), or at the March general meetings, or at the same drop-off shop locations after February 22, 2017

For information contact: Diane Bach 745-6204 or Joyce Bott 349-6223  
Or email: [bachdiane@yahoo.com](mailto:bachdiane@yahoo.com)



©Maria Bell \* illustrationsOf.com/1089743

## Vintage Quilt Turning:

**Quilt Fiesta and the Vintage Quilt Turning!** This is the month! We have 17 wonderful quilts ranging from circa 1860 to about 100 years later. Letters and quilt tags with instructions have been mailed to each quilt owner. Thanks to each person who volunteered to either narrate or turn the quilts.

The Quilt Turning volunteers will receive a copy of the narratives with pictures of the matching quilts at the February meetings. Sue will be attending both February meetings to receive the quilts. **IF** anyone cannot attend a February meeting to receive the narrative packet, please contact Sue.

Questions or comments? Please feel free always to contact Sue Franklin, chair, at 520.490.4721 or [suevette63@comcast.net](mailto:suevette63@comcast.net), or committee members, Eileen Mechling at [jemech@comcast.net](mailto:jemech@comcast.net), Kathie Miller at [kmmiller@hotmail.com](mailto:kmmiller@hotmail.com) or Sheryl Verts at [ksheryl@yahoo.com](mailto:ksheryl@yahoo.com)

## TQG Show Demo Schedule

	<u>Friday</u>	<u>Saturday</u>
10:00 AM	NW Art Quilt Group <i>Various demos on different techniques of Art Quilting</i>	NW Art Quilt Group
11:30 AM	Lenore Crawford <i>Lecture: "Fusing/Fabric Painting to Create an Art Quilt"</i>	Lenore Crawford
1:30 PM	Lenore Crawford <i>Lecture: "Award Winning Techniques to Create an Art Quilt"</i>	Lenore Crawford

For more information on Lenore Crawford see: <http://www.lenorecrawford.com/teaching/html>

# 2017 Quilt Fiesta!

## Small Quilt Auction – Thank You!

### Thank you to all who donated quilts to the Small Quilt Auction.

A huge thank you to all our members and friends who donated one or more quilts to this year's small quilt silent auction. Once again your work amazed those of us who have worked on the committee as we studied the quilts and arranged both the pricing and the hanging arrangement for the quilts. A special thank you goes out to those donors who made and donated more than one quilt. We couldn't have a successful auction without you. Youth on Their Own and Hope Animal Shelter will be so grateful for all your efforts. While at the show please stop by to view the results of everyone's work.

Proceeds from the auction will support **Hope Animal Shelter** and **Youth on their Own**.

**Hope Animal Shelter's** life-saving no-kill mission is to reduce the suffering of homeless cats and dogs by providing them a compassionate, enriching environment, appropriate medical care and loving, permanent homes.

**Youth on their Own** is a 501(c)(3) dropout prevention agency that strives to eliminate barriers to education and empower Arizona's homeless youth to stay in school. For over 30 years, Youth on their Own has supported the high school graduation of this unique demographic by providing financial assistance, basic human needs, and one-on-one guidance.

Kerry Anderson  
Wendy Anderson  
Opal Bemis  
Deborah Bishop  
Janet Bodell  
Rhonda Borders  
Joyce Bott  
Carol W. Carpenter  
Pam Emerson  
Karen G. Fisher  
Evelyn George  
Carol Guibert

Diane Hartman  
Barbara Heiman  
Marguerite Hepner  
Mary Johns  
Karen Kelter  
Sandy Lambert  
Gloria Magee  
Ana Martinez  
Mary Meserve  
Christine Nelson  
Lynn Parker  
Mary Perry

Diane Pickthall  
Janet Pugh  
Jan Pullen  
Francine Shacter  
Joanna Strohn  
Peggy Tanksley  
Shari Thompson  
Donna Viitanen  
Kathryn Wild  
Denise Withrow  
Lori Zimmerman  
Carol Zupancic

## Hanging Committee:

We would like to thank everyone who has signed up to help. You should be receiving emailed instructions about what to expect and when to arrive at the TCC. **There is still time to volunteer, and we welcome all the help we can get.** We won't be taking Sign-ups at the February meetings, but if you can help us out, please email Paulette Worman, [lavenderlady@centurylink.net](mailto:lavenderlady@centurylink.net).

## Take Down:


We are still in need of a few more volunteers to make this year's take down go smoothly and allow everyone to get their quilts early in the evening. Remember "Many hands make light work!" plus you get your quilt first!

Contact: Clayton Clark [Claytonbclark@gmail.com](mailto:Claytonbclark@gmail.com)



## Red and White / White and Red Challenge

“Watch for special quilt challenge for the Guild’s Ruby Anniversary in 2018”



## TQG DEADLINES

### FEBRUARY 2017

February 7 & 8 Meetings:

Judged and Non-judged quilts MUST be dropped off at these meetings

All raffle tickets and money due

February 15 Set-up at TCC: Volunteers needed

February 16 Quilt Hanging at TCC: Volunteers needed.

February 17, 18, & 19 Quilt Fiesta! Show Dates

February 20 Name the Newsletter Due Date



# NAME THE TQG NEWSLETTER CONTEST

## **Name the Newsletter Contest**

### **Win a Free TQG One Day Workshop!**

Tucson Quilters' Guild has a new logo! Elaine Romanelli has led the committee to establish a new "brand" identity for the Guild. The branding of TQG will continue in the new year. As part of the new look the Board has agreed to a Name the Newsletter Contest. The first person who follows the Contest Rules and suggests the winning name that subsequently wins the Name the Newsletter contest will receive a FREE TQG one day workshop of her/his choice! Thank you to Program co-directors, Denise Withrow and Karen Fisher for suggesting the prize!

#### Rules:

The newsletter name should allude to ALL the Guild activities. (The most recent name "Fiesta! News" is being changed because it implies only the annual Quilt Fiesta! Show.) Look at the headings of the current newsletter to see the range of information.

Keep the Guild's purpose in mind. "The Guild's purpose is to perpetuate the art of quilting and to encourage and stimulate interest in this art form. Every member is asked to learn, teach, share skills, and participate with fellow members to the fullest extent possible." (Article II of the Tucson Quilters Guild Bylaws.)

The suggestions will be reviewed and evaluated by the TQG Board during the March Business meeting. Three names will be selected by the Board and will be presented to the Membership for a vote at the March meetings. The name with the most votes will become the new name of the newsletter.

IF there are duplicate suggestions of the winning name the winner will be decided by date of submission. The earliest submission will win the prize. If there are duplicate submissions that arrive by email or are postmarked on the same date, a random drawing will determine the winner. **ONLY ONE PERSON WILL RECEIVE THE WORKSHOP.**

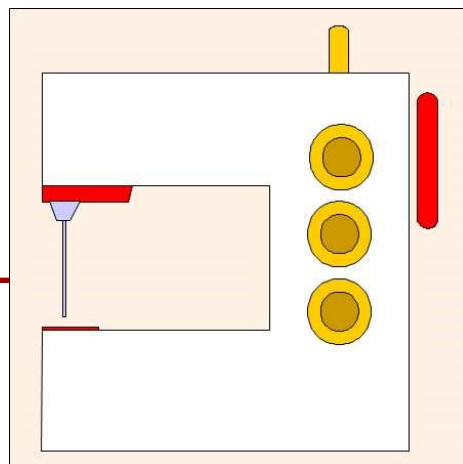
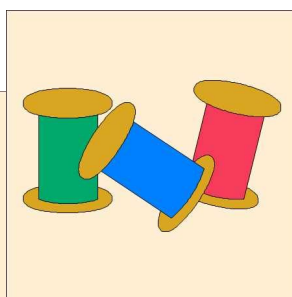
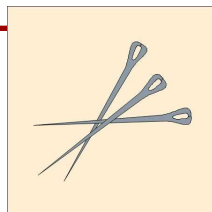
If a name is suggested by a team, the team must decide among themselves who will receive the prize.

Your Guild membership must be current to enter the contest.

To enter by email: Send your suggestion with your name, Guild number, phone number, and email address to the Newsletter Editor: [newsletter@tucsonquiltersguild.com](mailto:newsletter@tucsonquiltersguild.com)

To enter by USPS mail: Send your suggestion with your name, Guild number, phone number, and address to the Newsletter Editor, Diane Hartman, 911 N Northern Vista Pl., 85748

Deadline for email or mail postmark:  
February 20th.



# Tucson Quilters Guild

## PROGRAM NOTES


Click on the website address to look at the workshops in detail. Most websites will also have the Supply List needed for the class. The 1 day classes are \$50 and the 2 day classes are \$100. We can now accept credit cards. The classes are from 9:00 AM to 3:30 PM each day and they are held at the St. Francis Cabrini Church, 3201 E. Presidio, Tucson, AZ 85716 in the large multi-purpose room (the same location as the lectures). These workshops are a great opportunity for you to learn new quilting skills at a very reasonable price from professional quilters from all over the United States!

**Questions: Contact Program Directors: Karen Fisher or Denise Withrow**

Karen Fisher, email: [Karen@karenfisherartquilts.com](mailto:Karen@karenfisherartquilts.com) or call 520-572-8825

Denise Withrow, email: [quiltiden@gmail.com](mailto:quiltiden@gmail.com) or call 520-429-3936

## Upcoming Programs



### March 2017

#### Jenny Lyon

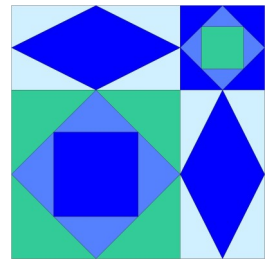
March 7 & 8 Lecture: "Quilting is a Contacty Sport"  
March 9, Thursday Workshop: "Fearless Free Motion  
Quilting Motifs for the Modern Quilter"

[Supply List](#) 16 openings

March 10, Friday Workshop: "Fearless Trapunto by Machine"

[Supply List](#) 17 openings

Signups open: Now



### April 2017

#### Gyleen Fitzgerald

April 11 & 12 Lecture: "Quilts, Unfinished Stories with New Endings"  
April 13, Thursday Workshop: "Trash to Treasure Pineapples" [Supply List](#) 18 openings  
April 14, No Friday Workshop - Good Friday, Church Closed  
Signups open: Now

### May 2017

#### Debbie Jones

May 9 & 10 Lecture: "Fabric Scraps Become Fine Art"  
May 11, Thursday Workshop: "Fabric Landscape Decollage" [Supply List](#)  
May 12, Friday Workshop: "Silk Fusion"- new [Supply List](#)  
Signups open: Now

### June 2017

#### Pat Yamin

June 13 & 14 Lecture: TBD  
June 15, Thursday Workshop: "Joseph's Coat" [Supply List](#)  
June 16, Friday Workshop: "Spinning Stars" [Supply List](#)  
Signups open: February 2017



## THANK YOU For BEARS, PJ's, and RAFFLE QUILT DONATIONS

We would like to thank all the Guild members that took part in our Dress-A Bear and Christmas Quilt Raffle. Both these projects were a great success.

We were able to donate 106 pairs of pajamas and 50 Bears with Quilts to the [Angel Heart Pajama Project](#). Another 45 Bears with Quilts were donated to the Teen Age Parent (TAP) High School Program. Our Christmas Quilt Raffle for the Community Food Bank raised \$748.00 for donation to the food bank.

All and all ladies, you did a great job! We thank you all! We are hoping this year will be just as good. If you have any questions or know of a group that would like to receive our bears, please stop by the Bear table at the Guild meeting.

Christine McCollum, Marie Luongo

## QUILT FOR A CAUSE



**Quilt For a Cause** board members Evelyn George, Terry Gallegos (President), and Carol Carpenter, pointing out the recognition plaque for QFaC's long-time support of TMC's Women's Programs, at the January 12 grand opening of their new Women's Center.

Thanks, Quilters, you have made a difference!

## QUILT FOR A CAUSE



**Handmade Items Requested by Quilt For a Cause** -- We would be most grateful to receive New, Handmade (not necessarily hand sewn) items such as the following, for our upcoming Boutique, Sales and Fundraisers:

- \*\*Quilts** (Medium and Smaller sizes preferred; no tied quilts, please; 3" or larger sleeve requested). Based on sales from prior QFaC Auctions, "Theme" quilts are encouraged. Possible themes include, but are not limited to: Floral, Garden, Southwest, Asian, Stars, Holidays (including Day of the Dead), Baby & Juvenile, Traditional, Modern, Animals and quilts with a "Strong Visual Impact".
- \*Vintage quilt tops** in very good condition, suitable for completion
- \*Cutter quilts** (vintage quilts damaged or frayed, suitable for repurposing into stuffed toys, etc.)
- \*Tote bags**, handbags, tablet or cell phone carriers, evening purses
- \*Pincushions**, needle cases, quilting supply organizers
- \*Fabric ornaments**, bowls, baskets, toys, etc.
- \*Cases** for glasses, rotary cutter, scissors, etc.
- \*Table runners**, placemats, hot dish mats, coasters
- \*Potholders**, steering wheel covers (a *kind* of potholder, in Tucson summers !); decorated kitchen or guest towel sets
- \*Fiber art** pieces (such as wall hangings or wearables)
- \*Handmade scarves**, jewelry cases, gift bags
- \*Quilted vests**, chatelaines, name badge holders, etc.
- \*Hand dyed fabric yardage**, also new quilting fabrics in cotton, wool, silk and linen, including fat quarters and precuts

---What might **YOU** consider buying, in our boutique, if you were a shopper? Please share your ideas with us!

For more information contact: Evelyn [quilter4ever@cox.net](mailto:quilter4ever@cox.net) or Suzanne [suzanneirving@gmail.com](mailto:suzanneirving@gmail.com)

**Thanks!** *Quilt For a Cause, Inc. is a 501c3 non-profit organization operating in Tucson since 2003. All funds raised by Quilt For a Cause are donated to Tucson health organizations to help fight breast and gynecologic cancers.*

--Many thanks to the 2017 Quilt Fiesta Committee for generously providing Quilt For a Cause with a booth in the vendor section! We will offer our selection of 14 patterns for sale, along with a new Boutique area in our booth—be sure to visit us there!

**NOTE:** If you are planning to donate your show entry to QFaC after the show, please write "Quilt For a Cause" on the Claim Check and deliver that to the QFaC booth before the end of the show. We will be happy to pick it up! Thanks!

# Tucson Quilters Guild Basics

<b>Who:</b>	All Members
<b>What:</b>	<b>Business Meeting</b> —First Wednesday of every month in the Church Classroom. <b>General Meetings</b> - Second Wednesday of the month in the morning or the Tuesday evening preceding the second Wednesday - in the Parish Hall.
<b>When:</b>	<b>Business Meeting</b> — 9:30 AM ~ 10:30 AM <b>General Meetings:</b> Tuesday Evening —7:00~9:30 PM Wednesday Morning —9:30 AM~12:00 PM
<b>Where:</b>	St Frances Cabrini Church 3201 E. Presidio Near Fort Lowell and Country Club
<b>(How):</b> Parking	Guild members are asked to refrain from parking in the spaces in front of the Parish office; the Church wants these spaces to remain open for Church members who have business to attend to in the office. This is the small building to the east of our meeting room. <b>PARKING NOTICE:</b> Tuesday evening attendees: The Church's Family Classes are in session again, so PLEASE DO NOT PARK IN THE FRONT LOT. Use the side or back lot.
<b>Why:</b>	Come to get involved with all aspects of the Guild, to make new friends, learn new quilting skills, share, but most of all, to have <b>FUN</b> . But please, <b>do not wear fragrance to meetings</b> .
<b>Cost:</b>	Members (\$30/year, due in March) and Guests (\$5.00/meeting with guest speaker)

## Reminder: Use of Cameras at Guild Meetings

As Roberta announced at the September Guild meeting the Board has had a discussion concerning the use of cameras for both still photography and video during our guest speaker presentations. Due to copyright concerns, photos may be taken only before the meetings, during the breaks, and after the meetings. No photography or videos will be permitted during the guest speaker presentations.

## SH-Hh-h-h Phone App for TQG Meetings

<http://shushapp.com> The shush app allows you turn the volume of your ringer off for whatever amount of time you want. At the end of that time your phone's ringer will be turned on again. It is handy for those of us who forget to turn on the ringer again.

### Remember: TQG Meetings Are Fragrance Free

Please remember to be kind to fellow members with allergies to scents and perfumes. Please attend the meetings fragrance / perfume free. It means another member can attend.

### EMAIL LIST

The Guild now has an email list for easy communication with the members. Please log into the protected area of the website and put your name and email address into the box at the top of the page. After doing this, you will receive an email. You must click on the link after making the link into one long line. If this works, you will receive another email saying you were successful. If you have any problem with this, email me at [quilter@tucsonquiltersguild.com](mailto:quilter@tucsonquiltersguild.com).  
Meg Silvern

## TQG BOARD AND COMMITTEES

President	Roberta Sipes	<a href="mailto:rfsipes@gmail.com">rfsipes@gmail.com</a>
Vice President	Elaine Romanelli	<a href="mailto:romanele@georgetown.edu">romanele@georgetown.edu</a>
Endowment/ Donations	Sally Dickinson	520-749-9815
Membership	Kathy Barton	<a href="mailto:membership@tucsonquiltersguild.com">membership@tucsonquiltersguild.com</a>
Member at Large, Evening	Kay Hendricks	520-325-4509
Member at Large, Morning	Evelyn George	520-325-0166
Programs Co-Director	Karen Fisher	<a href="mailto:Karen@karenfisherartquilts.com">Karen@karenfisherartquilts.com</a> 520-572-8825
Programs Co-Director	Denise Withrow	<a href="mailto:quiltden@gmail.com">quiltden@gmail.com</a> 520-429-3936
2017 Quilt Show Co Director	Betty Anderson	<a href="mailto:bettyca@comcast.net">bettyca@comcast.net</a>
2017 Quilt Show Co Director	Reilly Zoda	<a href="mailto:sekmet73@cox.net">sekmet73@cox.net</a>
Secretary	Lani Smith	<a href="mailto:recsecretary@tucsonquiltersguild.com">recsecretary@tucsonquiltersguild.com</a>
Treasurer	Marie Morris	<a href="mailto:treasurer@tucsonquiltersguild.com">treasurer@tucsonquiltersguild.com</a>
Bears	Christine McCollum	520-748-9165
Bees	Margaret Newman	<a href="mailto:maggie.newman@gmail.com">maggie.newman@gmail.com</a>
Corresponding Secretary	Mary Meserve	520-465-2785
Finance	Sally Dickinson	520-749-9815
Guild Pins	Diane Bach	<a href="mailto:bachdiane@yahoo.com">bachdiane@yahoo.com</a>
Guild Publicity	Elaine Romanelli	<a href="mailto:romanele@georgetown.edu">romanele@georgetown.edu</a>
Historian	Cathy Dargel	520-746-9246
Holiday Block Exchange	Judy Gilmartin Colleen Babcock	<a href="mailto:jgilmartin@msn.com">jgilmartin@msn.com</a> <a href="mailto:cjquilts@att.net">cjquilts@att.net</a>
Hospitality	Christine McCollum Marie Luongo	520-748-9165
Library	Diane Hartman	<a href="mailto:library@tucsonquiltersguild.com">library@tucsonquiltersguild.com</a>
Newsletter	Diane Hartman	<a href="mailto:newsletter@tucsonquiltersguild.com">newsletter@tucsonquiltersguild.com</a>
Pattern of the Month	Evelyn George	<a href="mailto:quilter4ever@cox.net">quilter4ever@cox.net</a>
Quilt A Thon	Paulette Worman Barbara Heiman	<a href="mailto:lavenderlady@centurylink.net">lavenderlady@centurylink.net</a> <a href="mailto:bjheiman@hotmail.com">bjheiman@hotmail.com</a>
Quilting for Others	Mary Meserve Kathy Harris	520-465-2785 520-615-0541
Raffle Quilt 2017	Colleen Babcock	<a href="mailto:cjquilts@att.net">cjquilts@att.net</a>
Raffle Quilt 2018	Colleen Babcock	<a href="mailto:cjquilts@att.net">cjquilts@att.net</a>
Record Keeper	Mary Meserve	520-465-2785
Website	Meg Silvern	<a href="mailto:meg@silvern.com">meg@silvern.com</a>

## Arizona Quilt Documentation Project – Tucson

The team took a well earned break in January. However, in February, business as usual will happen, with continuing education by Sue on *Crazy Quilts* and quilt documentation. A report on the February meeting will be found in the March newsletter. Also, in March, the team will resume documenting the quilts in the *Arizona History Museum* Collection. It is like Christmas when Laraine Daly Jones brings out the boxes containing the quilts we will document. You'll get excited when they are described in a subsequent newsletter.

Also, the next public documentation will be April 1<sup>st</sup>, at the *Arizona History Museum*. Please notify either Sue or Kate Clark, 520.742.3000 to have your names on the list. Once that happens, Sue will email you the necessary paperwork and also explain what will happen.

Anyone is welcome to visit our meetings! We **love** guests. For questions about either quilt documentation or joining the team, please either call or email Tucson liaisons Sue Franklin (520.490.4721; [suevette63@comcast.net](mailto:suevette63@comcast.net)) or Terry Gryzb-Wysocki (520.749.9326; [terry-gw@mindspring.com](mailto:terry-gw@mindspring.com)). New team members are welcome. Monthly training sessions are held from 9:30 until 12:30 at the *Ellie Towne Flowing Wells Community Center* on Ruthrauff Road. The next meeting is February 6th.

Information about quilt documentation teams throughout Arizona may be obtained from Lynn Miller at either 480.632.2819 or [azquilt doc@yahoo.com](mailto:azquilt doc@yahoo.com). Lynn also needs people familiar with the computer to aid her with data entry for the *Quilt Index*. Lynn does distance training which takes about two hours.

Sue Franklin

## LIBRARY NEWS

### Searching the Library Database on Tucson Quilters' Guild webpage:

1. Open Library PDF from the TQG webpage.
2. Right click on the open document and select Find from the dropdown list.
3. Type in the keyword, author last name etc. and hit return. The first instance of the search word will be highlighted. To continue searching, click "Next."

Send suggestions for **NEW BOOKS**  
to add to the Library.  
Email: [library@tucsonquiltersguild.com](mailto:library@tucsonquiltersguild.com)



Tucson Quilters Guild and Tucson's Quilt Fiesta! have a Facebook page! Since this is FREE publicity for our Guild and our show, ask your friends to 'like' the page. What can be better than free?

<https://www.facebook.com/pages/Tucson-Quilters-Guild-Tucson-Fiesta/12188743454473>

## Newsletter Advertising

Members: \$5.00 for small want ads for Quilting/ sewing related items  
Quilt related-businesses: \$25 business card size  
\$50 1/4 page, \$100 half page  
For additional information and to reserve space in the next newsletter,  
email the newsletter editor:  
[newsletter@tucsonquiltersguild.com](mailto:newsletter@tucsonquiltersguild.com)



# BEES, BEES, BEES

## CENTRAL AREA:

**Himmel Park** Contact: Ruth Campbell, 520-792-1639  
Where: Himmel Park Library; When: Third Wednesdays, 6:30 PM

## EAST SIDE:

**Art Quilters** Contact: Laura Steiniger, 520-465-9100  
Where: Eastside City Hall, 7575 E Speedway (just west of Quilters Market); When: Third Wednesdays, 10 AM to Noon

**Charity Bee** for more information call Susan 520-747-8458

Where: Quilters Market  
When: 2nd Tuesday of the month at 1:00 pm

**Evening Eastside Bee** Contact: Arlene Svenson [520-822-8515](tel:520-822-8515)  
Where: Unity Church of Peace, 1551 S Eastside Loop

When: First Thursdays, 6:30 – 9 PM  
The Evening Eastside Bee does not meet during the summer.

**UFO Bee** (Bring your own UnFinished Objects) Contact: Mary Meserve, [marymes@aol.com](mailto:marymes@aol.com)

Where: Quilters Market  
When: Tuesdays, 9:00 – 11:30 a.m.

**Pacific Rim Quilting Bee** Asian fabrics, donation quilts

Contact: Annette Meyer, [shelbyme-eraz@cox.net](mailto:shelbyme-eraz@cox.net); Susan Owara

Where: The Quilt Basket When: First Tuesdays, 10:00 a.m. – noon

## GREEN VALLEY:

**Hexies Bee** English Paper Piecing, Contact: Carole Sullivan, 520-762-8652

Where: Friends Indeed Community Center, Green Valley, AZ  
When: First Wednesdays, Noon – 3PM

**North of the Border** Contact: Babs Phillips, 520-393-6557  
Where: M & I Bank, 270 W Continental, Green Valley; When: Thursdays 9:30 – Noon



## SOUTH:

**Quilts of Valor Bee** Contact: Char Gasker. 520-749-0723

Where: Eagles Wings Quilting, 3949 E. 29<sup>th</sup> Street, Tucson, 85711  
When: Second Thursdays, 1:00 – 4:00 PM

## SOUTHWEST:


**Southwest Side Bee** All are welcome. Contact: Marie Morris, 520-403-6208 or 520-623-0123.

Where: GracePointe Church, 2555 W. Valencia Rd., Tucson

When: Mondays, 6:30 – 8:00 p.m.

**The closed Bees list is on the TQG member website.**

Bee coordinator—Margaret Newman  
[maggie.newman@gmail.com](mailto:maggie.newman@gmail.com)





## **Braided Hearts - 6" block**

This pieced and appliqued quilt block is based on the paper heart baskets woven by Scandinavian school children. It lends itself to several delightful arrangements for red and white quilts. There is no curved piecing, as the curved part of the heart is made using a facing technique; it is then stitched down by hand or machine.

### **Cutting for one 6" block ( $6\frac{1}{2}$ " unfinished):**

**Red** - two 3" x 5" pieces; plus 1 strip  $1\frac{1}{2}$ " x 13"

**White** - two 3" x 5" pieces; plus 1 strip  $1\frac{1}{2}$ " x 13"

**Red and white print** (medium value, for background) - two  $2\frac{1}{2}$ " x  $4\frac{1}{2}$ " rectangles and one  $2\frac{1}{2}$ " square

Trace two copies of heart top template onto plain white paper (tracing both inner stitching line and outer cutting line); cut out roughly, *outside* the outer lines. Center and pin one paper template on top of the two red fabric rectangles, with their right sides together. Stitch on inner line through all layers, just along the curved part, backstitching at both ends. Leave straight edge open for turning. Cut on outer line through paper and fabric together. Then, remove paper and using pinking shears, trim seam allowance slightly on just the curved edge (or, clip the curved edge). Turn right side out, making a smooth curve; press. Applique by hand or machine to one of the background rectangles, aligning straight raw edges and making sure curved edge is  $\frac{1}{4}$ " away from background edges on other 3 sides. Repeat with second paper template and white fabric.

Stitch the red and white  $1\frac{1}{2}$ " strips together on one long edge, using  $\frac{1}{4}$ " seam allowance; press toward the red. Cut into eight  $1\frac{1}{2}$ " sections. Combine these to make the checkerboard section of the block, alternating red and white as shown in block illustration at top of page.

Sew the  $2\frac{1}{2}$ " background square to the right hand end of the red heart top. Join the white heart top to the side of the checkerboard, and join the parts together to make the block, as shown above.



(4 identical blocks ↓)

