



VOLUME 20 NO. 11

HTTP://TUCSONQUILTERSGUILD.COM

January 2017

TQG Newsletter

TQG has a new logo and look. We need a new newsletter name!
Name the TQG Newsletter Contest— See page 4.

January Calendar

Business Meeting:

Wed., January 4, 9:30 AM

General Meetings:

Tue., Jan. 10, 7:00 PM

Wed., Jan. 11, 9:30 AM

Newsletter Deadline:

Submission deadline for the

February Newsletter:


Wed., January 18

Articles should be sent to
Newsletter Editor
Diane Hartman at

newsletter@tucsonquiltersguild.com

2017 Quilt Fiesta! Show Committee Meeting will be held **Friday, January 27 at 10am** at the police station on the NW corner of Alvernon and 22nd Street.

TQG Deadlines—pg. 2



ANN PETERSEN JANUARY SPEAKER

Ann Petersen learned to sew as a child, but didn't start quilting until taking classes from her local Parks and Recreation. It was the 70's, and she didn't love the templates and fabrics. She ignored traditional patchwork until the mid-1980s, when shows on her PBS station enticed her back to quilting.

By the early 90's, quilting was her main focus, when she began working at the Great American Quilt Factory in Denver. It was a dream job, making store samples and learning new techniques. But the downside was making what someone else wanted, not what she would have picked out. Ann came home at the end of the day to play with HER ideas, colors, and methods. It gave her lots of practice.

In 2002, Ann entered her local guild's quilt show, and won Best of Show! She was thrilled! In 2011, she found herself retired and sewing full time on the things she loved. She now quilts mostly for shows. By making quilts for shows, she enjoys testing her skills and continuing to improve.

Ann has been fortunate enough to win some big awards and has had her quilts published, including two covers of *Quilter's Newsletter Magazine* and a cover article in *Machine Quilting Unlimited*, in March/April 2015. Her latest adventure is teaching online for *Craftsy.com*, where she hopes to engage a whole new generation of sewers in the joy of quilting.



Lecture: "Quilt As Desired"

Workshops: Thurs. Jan. 12 "Curves Again"

Fri. Jan. 13 "Mini Licorice Star Garden"

Spaces available in both workshops. Contact Programs:

Karen Fisher, email: Karen@karenfisherartquilts.com 520-572-8825
or Denise Withrow, email: quiltlden@gmail.com 520-429-3936

PRESIDENT'S MESSAGE

Well, we all "survived" the Holiday season and now we have to settle back down and get things completed for the 2017 Tucson Quilt Fiesta! I don't know about you, but I'm behind the power curve and will have to invent some time to get my quilts completed. But that doesn't mean that I'm any less excited about our Quilt Show, in fact maybe more so than usual. I can't wait to see the entries for the President's Challenge that are due at the January meetings. And I can barely contain myself waiting to see all the beautiful quilts that will be at the Fiesta. You are all so talented that I feel humble and in awe of your quilts. Each year I am inspired by the workmanship that I see at our Show. Well, I'd better end so we can all get back to quilting.

Roberta Sipes

Happy New Year!


TQG DEADLINES

JANUARY 2017

January 10 & 11 Meetings:
President's Challenge Quilts
Small Quilt Auction Quilts
President's Thank-you Blocks
Quilt Fiesta! Raffle tickets stubs and monies due

FEBRUARY 2017

February 7 & 8 Meetings:
Judged and Non-judged quilts **MUST** be dropped off at these meetings
All raffle tickets and money due
February 15 Set-up at TCC: Volunteers needed
February 16 Quilt Hanging at TCC: Volunteers needed.
February 17, 18, & 19 Quilt Fiesta Show Dates
February 20 Name the Newsletter Due Date



JANUARY: VOTE FOR HOLIDAY BLOCKS

Here is a preview of the Holiday Blocks that will be voted on during the January meetings. There are eight blocks in the running due to voting ties.

Judy Gilmartin



NAME THE TQG NEWSLETTER CONTEST

Name the Newsletter Contest

Win a Free TQG One Day Workshop!

Tucson Quilters' Guild has a new logo! Elaine Romanelli has led the committee to establish a new "brand" identity for the Guild. The branding of TQG will continue in the new year. As part of the new look the Board has agreed to a Name the Newsletter Contest. The first person who follows the Contest Rules and suggests the winning name that subsequently wins the Name the Newsletter contest will receive a FREE TQG one day workshop of her/his choice! Thank you to Program co-directors, Denise Withrow and Karen Fisher for suggesting the prize!

Rules:

The newsletter name should allude to ALL the Guild activities. (The most recent name "Fiesta! News" is being changed because it implies only the annual Quilt Fiesta! Show.) Look at the headings of the current newsletter to see the range of information.

Keep the Guild's purpose in mind. "The Guild's purpose is to perpetuate the art of quilting and to encourage and stimulate interest in this art form. Every member is asked to learn, teach, share skills, and participate with fellow members to the fullest extent possible." (Article II of the Tucson Quilters Guild Bylaws.)

The suggestions will be reviewed and evaluated by the TQG Board during the March Business meeting. Three names will be selected by the Board and will be presented to the Membership for a vote at the March meetings. The name with the most votes will become the new name of the newsletter.

IF there are duplicate suggestions of the winning name the winner will be decided by date of submission. The earliest submission will win the prize. If there are duplicate submissions that arrive by email or are postmarked on the same date, a random drawing will determine the winner. **ONLY ONE PERSON WILL RECEIVE THE WORKSHOP.**

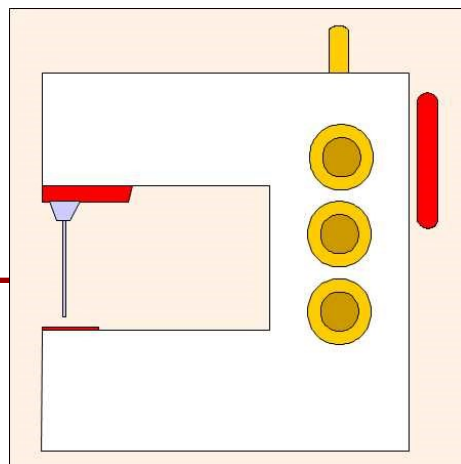
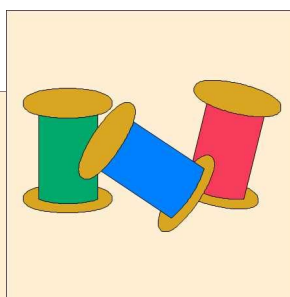
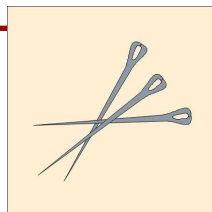
If a name is suggested by a team, the team must decide among themselves who will receive the prize.

Your Guild membership must be current to enter the contest.

To enter by email: Send your suggestion with your name, Guild number, phone number, and email address to the Newsletter Editor: newsletter@tucsonquiltersguild.com

To enter by USPS mail: Send your suggestion with your name, Guild number, phone number, and address to the Newsletter Editor, Diane Hartman, 911 N Northern Vista Pl., 85748

Deadline for email or mail postmark:
February 20th.




2017 Quilt Fiesta!

Quilt Fiesta Co-Directors

We hope everyone's New Year is getting off to a good start !

The 2017 Raffle Quilt will be on display at Arizona Vac & Sew/Eagles Wings, 3921 E. 29th Street, #309 during the month of January. If you haven't seen it up close yet, be sure to go check it out. Take a friend. Raffle tickets can be purchased at the shop.



This is a good time to remind everyone to turn in your ticket sale money and stubs to Patty or Jean at the January Guild meetings, the February meetings at the latest. Or, mail it directly to Patty (mail information included in your ticket packet). This is an important part of Guild revenue and we thank everyone who did their part.

Quilt Entries: We have 306 quilts in the show. All the quilts that were entered are in the show


Please Note:

The Quilt ID tags for your quilt(s) and cloth cases, the claim checks you will need to pick up your quilt after the show and the final instruction letter will be available for pick up at the January General Meetings, January 10th and 11th, 2017. Please make every effort to come and pick up your envelope. Any envelopes not picked up will be mailed.

All Quilts, Judged and Non-Judged are to be turned in at the February Guild Meetings, February 7th and 8th, 2017. Please see the instruction letter for information about sleeves, where to place the ID tags, how to fold your quilt for placement into the cloth bag, and who to call if you have questions.

Bobbie Aug will be coming again to do quilt appraisals on both recently made and antique quilts. The cost will be \$50 per quilt, make the check PAYABLE TO BOBBIE AUG. If you would like to have your quilt appraised while it is on display in the show, give the completed application form and check to Betty Anderson. She will give them to Bobbie. The Application form is on the Website and Betty will have copies at the general meetings. You can mail your applications to Betty at: 3067 W Avenida Cresta, Tucson, AZ 85745.

Betty Anderson (bettyca@comcast.net) Reilly Zoda (sekmet73@cox.net)



Volunteer for Judging Committee:

If you would like to help with the judging process for the 2017 quilt show, please send an email to JoAnn Hinchliffe, mamahinch52@cox.net, or Karen Kelter, azgal39@yahoo.com to get your name on the list. Please indicate if you want to help on Monday, February 13; Tuesday, February 14; or Wednesday, February 15. Let us know if you have had experience on this committee in the past.

2017 Quilt Fiesta!

Quilt Hanging Committee:

We will be taking volunteer sign ups at the January meetings.

Set up Day – Wednesday February 15th.

We need 10 to 15 more helpers. This work starts mid-morning and we are usually finished by mid-afternoon. We have workers from AZ. CINE coming to help put up the frames. Guild members can also help to put up the frames, but you can also help by holding poles steady, laying out the hardware in the rows in preparation for putting up the frames, getting the black drapes ready and handing them up to be hung. We also hang the Row Numbers and get tables and supplies ready to receive the quilts for hanging the next day.

Quilt Hanging Day – Thursday February 16th


We are only half way to having the help we need to get the quilts up. We need 40 to 50 more volunteers. We start between 8 – 9 a.m. and are usually finished by 1 p.m. We do need some helpers that don't mind climbing ladders, but if you don't like ladders there are lots of other jobs you can help us with. We work in teams and the team leaders are experienced. If this is your first time helping with Hanging, we won't let you feel lost.

The more help we have, the less it feels like work. Join us and make a new friend, or get to know some other members better. Sign up with a buddy and ask to be on the same team. Added bonus, once the quilts are hung, you get to walk around and see them before anyone else.

Information about job assignments and when to report to Tucson Convention Center will be sent out toward the end of January. And, parking is FREE on Set Up Days! You just tell the attendant you are helping to set up the Quilt Show.

Thank You to everyone who has volunteered so far!

Questions? Contact: Paulette Worman (lavenderlady@centurylink.net) or Kathy Zimmer (kapplique@aol.com)



Vintage Quilt Turning:

Quilt Fiesta and the Vintage Quilt Turning! We are a month away from the show! The committee met and determined the order of the 16 wonderful quilts we have to share. We each are working on specific narratives. Sue does a final edit for flow and Judy, our retired member, will add some quilt history as it's needed. You will be pleased.

Lenders: Please prepare your quilt as directed in the cover letter sent to you by Sue. The letter will be out after the holidays. Sue will be attending both February meetings to receive the quilts.

Please feel free always to contact Sue Franklin, chair, 520.490.4721 or suevette63@comcast.net, or committee members, Eileen Mechling, jemech@comcast.net, Kathie Miller, kmmiller@hotmail.com or Sheryl Verts, ksherylv@yahoo.com with questions or comments.

2017 Quilt Fiesta!

Reminders for Getting Your Quilts Ready for the Quilt Show:

All quilts must have a **4 inch sleeve** (Category 1100 - One Person Quilt – Miniature Category - requires a 3 inch sleeve); the **quilt ID label** should be **sewn** to the **lower left hand corner of the back of the quilt**. Please cover your personal label with fabric to allow for anonymity during judging. The **ID label for the quilt bag** should be **sewn near the center of the open end**. Please do not put your name on the quilt bag.

Before you put your quilt into the bag, please **make sure it is clean and odor free**. Use a lint roller on the front and back to remove, lint, loose threads and pet hair. If there is a smoker in your household, air out the quilt and the bag, then think about keeping the quilt in a smoke free environment until the show.

Make sure the **quilt bag** is **not too big or too small**. Please, no flannel, no Velcro, no zippers, no safety pins, no drawstrings, and no ties. And **clean, inside and out**. Think lint roller again, little details make a difference.

Please fold your quilt top to bottom, then again as needed, so that **when placed in the bag, both the ID label and sleeve are easily visible at the open end**. This is a big help for those who will be handling your quilt.

Special Handling requires pre-approval. Please see your instruction letter for details.


RAFFLE TICKETS:

Just a reminder: We would like to have raffle ticket stubs and money turned in by the January meetings, if at all possible.

Thank you all who participated this year.

PATTY KRUSE 520-885-2069 krusequilter@yahoo.com

JEAN OWARA 520-298-6325 wojogin@aol.com



TQG Show Demo Schedule

	<u>Friday</u>	<u>Saturday</u>
10:00 AM	NW Art Quilt Group <i>Various demos on different techniques of Art Quilting</i>	NW Art Quilt Group
11:30 AM	Lenore Crawford <i>Lecture: "Fusing/Fabric Painting to Create an Art Quilt"</i>	Lenore Crawford
1:30 PM	Lenore Crawford <i>Lecture: "Award Winning Techniques to Create an Art Quilt"</i>	Lenore Crawford

For more information on Lenore Crawford see: <http://www.lenorecrawford.com/teaching/html>

2017 Quilt Fiesta!

Small Quilt Auction: Opportunity to Get Your Quilting Juices Flowing

Turn-in Deadline January Meetings.



The New Year is here and you probably have not been seriously quilting for weeks. Now is the time to make a small quilt for the Small Quilt Auction. Making a small quilt is an easy way to get into the quilting groove and complete a project early in 2017.

There is no need to start from scratch! Take one of your stray blocks, a workshop top or perhaps an embroidery image and finish it. Add a couple of borders and a back - Viola! - a small quilt for the Small Quilt Auction.

This year's charities- **Hope Animal Shelter** and **Youth on their Own** – will thank you!
The Small Quilt Auction Committee will thank you!

Last day to turn in your small quilt - January meetings!

Make a small quilt part of your New Year's Resolutions. It's a win – win! Just do it!



Kids Row :

We are happy to report that we have 11 quilts from 9 young quilters for Kid's Row. Our Junior Quilters range from 4 to 12 years old. Each entrant will be receiving an email by the end of January with instructions for dropping off their quilt. Quilts can be dropped off at the February 7th or 8th General Meetings or by February 10th at either The Quilters' Market or The Quilt Basket.

Quilts should be placed in a bag (preferably a pillow case) that is clearly labeled with the maker's name and Tucson Quilt Fiesta Kid's Row. Quilts will be available for pick-up at the same drop-off shop locations after February 22, 2017.

For information contact:
Diane Bach 520-745-6204 or Joyce Bott 520-349-6223
Or email: bachdiane@yahoo.com



2017 Quilt Fiesta!

Take Down:

As you take down your Christmas decorations and holiday lights, please keep the Take Down committee in mind. We need your skills on our crew for the Quilt Show. Your ability to climb ladders and neatly pack away decorations and lights for next year's use is exactly what we need. Please sign up and join us in the joy of taking down the Show. Take down is Sunday, February 19th at 4pm. Contact: Clayton Clark claytonbclark@gmail.com



Fiesta Academy:

We have had some vendors and a few guild members sign up to present product and techniques. I think you all will enjoy the opportunity to learn and see the new things being offered. Fortunately for you, there are still a few slots available if you are interested in doing a demonstration of your own. You are more than welcome to monetize it if you would like. The cost to you is free unless you need electric (\$30). There are 1 hour and 2 hour time slots available. Contact: Clayton Clark claytonbclark@gmail.com

Junior Quilters' Table:

We have the chance to introduce kids to the joy and art of quilting at this year's quilt show. A booth has been designated for this purpose, but in order for it to succeed we need your help. It would be amazing if we could staff the booth all three days of the show, but Sunday is the most important day. As a way to promote Sunday as a family day the Jr. Quilters table is a perfect addition. A place for kids to learn how to do some basic techniques, feel the joy that only fabric in hand can bring, and to experience what it takes to make Art, is very important. Please volunteer to help make this a possibility and help introduce the next generation to quilting. Contact: Clayton Clark claytonbclark@gmail.com



©Maria Bell * illustrationsOf.com/1089743



Show Pins:

At our January general meetings our beautiful Show Pins will be available for purchase. See Cathy Barton for your pins at the meeting. Remember, they make nice gifts for your quilting friends!

\$5 each—it's a steal!

Tucson Quilters Guild

PROGRAM NOTES


Click on the website address to look at the workshops in detail. Most websites will also have the Supply List needed for the class. The 1 day classes are \$50 and the 2 day classes are \$100. We can now accept credit cards. The classes are from 9:00 AM to 3:30 PM each day and they are held at the St. Francis Cabrini Church, 3201 E. Presidio, Tucson, AZ 85716 in the large multi-purpose room (the same location as the lectures). These workshops are a great opportunity for you to learn new quilting skills at a very reasonable price from professional quilters from all over the United States!

Questions: Contact Program Directors: Karen Fisher or Denise Withrow

Karen Fisher, email: Karen@karenfisherartquilts.com or call 520-572-8825

Denise Withrow, email: quiltiden@gmail.com or call 520-429-3936

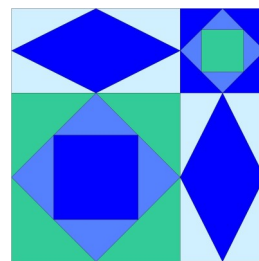
Upcoming Programs



February 2017

**Drop off of Judged and Non-Judged Quilts
for Quilt Fiesta 2017 Show.**

February 7 & 8 Meetings



March 2017

Jenny Lyon

March 7 & 8 Lecture: "Quilting is a Contacty Sport"

March 9, Thursday Workshop: "Fearless Free Motion Quilting Motifs for the Modern Quilter"

[Supply List](#) 16 openings

March 10, Friday Workshop: "Fearless Trapunto by Machine"

[Supply List](#) 17 openings

Signups open: Now

April 2017

Gyleen Fitzgerald

April 11 & 12 Lecture: "Quilts, Unfinished Stories with New Endings"

April 13, Thursday Workshop: "Trash to Treasure Pineapples" [Supply List](#) 18 openings

April 14, No Friday Workshop - Good Friday, Church Closed

Signups open: Now

May 2017

Debbie Jones

May 9 & 10 Lecture: "Fabric Scraps Become Fine Art"

May 11, Thursday Workshop: "Fabric Landscape Decollage" [Supply List](#)

May 12, Friday Workshop: "Silk Fusion"- **new**

Signups open: January 2017

June 2017

Pat Yamin

June 13 & 14 Lecture: TBD

June 15, Thursday Workshop: "Joseph's Coat" [Supply List](#)

June 16, Friday Workshop: "Spining Stars" [Supply List](#)

Signups open: February 2017

QUILT FOR A CAUSE



Quilt For a Cause presents a \$30,000 check on December 15, 2016 to St. Elizabeth's Health Center; the funds, raised in the 2016 quilt auction will be used to fight breast and gynecologic cancer, providing free or reduced cost diagnosis and treatment to women in need. Left to Right in photo: Suzanne Irving, Ruth Martin and Evelyn George of QFaC; Jane Bakos, CEO and Cathy Day-Van Camp Clinical Director of St. Elizabeth's; Colleen Babcock and Ann Adams of QFaC.



On December 5, 2016, Quilt For a Cause Board Members Karen Kelter, Ann Adams, Suzanne Irving, Terry Gallegos, Colleen Babcock, Ruth Martin, Evelyn George and Natalie Furrey present a \$75,000 check to TMC Foundation Vice President, Michael Duran. Funds will be used to support their mammogram assistance program and other breast and gynecologic cancer programs at Tucson Medical Center.

Quilt For a Cause Looks to the Future

Yes, the big quilt auctions are fabulously successful: this year's event brought in over \$100,000! Our smaller events in the past several years have been strong fundraisers as well -- so much that we are feeling that we should continue the momentum and look for more venues for raising awareness of our mission --- quilters making a difference in the fight against women's cancers ---as well as ways to continue fundraising year round.

We're hoping quilters will want to be part of Quilt For a Cause year round! We would be very grateful to receive donations of quilts (any size) as well as other quilt-related items, such as table runners, handbags, tote bags, quilted ornaments and other beautiful handmade fiber art items such as scarves and hand dyed fabrics that we can offer for sale at our booth at the Show, at craft fairs and other sales opportunities this coming year. Also, we'd love to hear of craft sales and other opportunities you might know about.

If you would like more information, or have items to donate, please bring them to the QFaC table at guild meetings, or contact Suzanne Irving (suzanneirving@gmail.com) or Evelyn George (quilter4ever@cox.net)


Reminder: President's Thank You Block Due in January

It is time for a hearty “thank-you” for Roberta Sipes, our fearless TQG president, whose term will end in March of 2017. In keeping with tradition, we ask those of you who are so inclined to make a special quilt block for her using a common design and color palette.

We are looking for 6.5” Wonky Square-in-a-Square blocks using yellow and teal.

Blocks are due no later than the January general meeting.

Please remember to sign your blocks so that Roberta will have a personal memory of her time as TQG President.




LIBRARY NEWS

Reminder: All Books are due at January meetings.

The Library is well worth the trip! It is open before both meetings and during the break after the business meetings. In addition a list of available books is available on the TQG website. Research what is available online before you even arrive.

Many members borrow books to ‘try them out.’ Some have a ‘borrow it three times and I must buy it’ rule.



JANUARY CLEARANCE BOOK SALE! A BOOK BLOW OUT!

We have boxes and boxes of gently used, quilt-related books. In an effort to get the supply down to a manageable size the Library will run a **SPECIAL JANUARY BOOK SALE!** Cash or Check only. Members only.

Send suggestions of NEW BOOKS
for the Library.
Email: library@tucsonquiltersguild.com

Tucson Quilters Guild Basics

Who:	All Members
What:	Business Meeting —First Wednesday of every month in the Church Classroom. General Meetings - Second Wednesday of the month in the morning or the Tuesday evening preceding the second Wednesday - in the Parish Hall.
When:	Business Meeting — 9:30 AM ~ 10:30 AM General Meetings: Tuesday Evening —7:00~9:30 PM Wednesday Morning —9:30 AM~12:00 PM
Where:	St Frances Cabrini Church 3201 E. Presidio Near Fort Lowell and Country Club
(How): Parking	Guild members are asked to refrain from parking in the spaces in front of the Parish office; the Church wants these spaces to remain open for Church members who have business to attend to in the office. This is the small building to the east of our meeting room. PARKING NOTICE: Tuesday evening attendees: The Church's Family Classes are in session again, so PLEASE DO NOT PARK IN THE FRONT LOT. Use the side or back lot.
Why:	Come to get involved with all aspects of the Guild, to make new friends, learn new quilting skills, share, but most of all, to have FUN . But please, do not wear fragrance to meetings .
Cost:	Members (\$30/year, due in March) and Guests (\$5.00/meeting with guest speaker)

Reminder: Use of Cameras at Guild Meetings

As Roberta announced at the September Guild meeting the Board has had a discussion concerning the use of cameras for both still photography and video during our guest speaker presentations. Due to copyright concerns, photos may be taken only before the meetings, during the breaks, and after the meetings. No photography or videos will be permitted during the guest speaker presentations.

SH-Hh-h-h Phone App for TQG Meetings

<http://shushapp.com> The shush app allows you turn the volume of your ringer off for whatever amount of time you want. At the end of that time your phone's ringer will be turned on again. It is handy for those of us who forget to turn on the ringer again.

Remember: TQG Meetings Are Fragrance Free

Please remember to be kind to fellow members with allergies to scents and perfumes. Please attend the meetings fragrance / perfume free. It means another member can attend.

EMAIL LIST

The Guild now has an email list for easy communication with the members. Please log into the protected area of the website and put your name and email address into the box at the top of the page. After doing this, you will receive an email. You must click on the link after making the link into one long line. If this works, you will receive another email saying you were successful. If you have any problem with this, email me at quilter@tucsonquiltersguild.com.
Meg Silvern

TQG BOARD AND COMMITTEES

President	Roberta Sipes	rhsipes@gmail.com
Vice President	Elaine Romanelli	romanele@georgetown.edu
Endowment/ Donations	Sally Dickinson	520-749-9815
Membership	Kathy Barton	membership@tucsonquiltersguild.com
Member at Large, Evening	Kay Hendricks	520-325-4509
Member at Large, Morning	Evelyn George	520-325-0166
Programs Co-Director	Karen Fisher	Karen@karenfisherartquilts.com 520-572-8825
Programs Co-Director	Denise Withrow	quiltden@gmail.com 520-429-3936
2017 Quilt Show Co Director	Betty Anderson	bettyca@comcast.net
2017 Quilt Show Co Director	Reilly Zoda	sekmet73@cox.net
Secretary	Lani Smith	recsecretary@tucsonquiltersguild.com
Treasurer	Marie Morris	treasurer@tucsonquiltersguild.com
Bears	Christine McCollum	520-748-9165
Bees	Margaret Newman	maggie.newman@gmail.com
Corresponding Secretary	Mary Meserve	520-465-2785
Finance	Marie Morris	520-623-0123
Guild Pins	Diane Bach	bachdiane@yahoo.com
Guild Publicity	Elaine Romanelli	romanele@georgetown.edu
Historian	Cathy Dargel	520-746-9246
Holiday Block Exchange	Judy Gilmartin Colleen Babcock	jgilmartin@msn.com cjquilts@att.net
Hospitality	Christine McCollum Marie Luongo	520-748-9165
Library	Diane Hartman	library@tucsonquiltersguild.com
Newsletter	Diane Hartman	newsletter@tucsonquiltersguild.com
Pattern of the Month	Evelyn George	quilter4ever@cox.net
Quilt A Thon	Paulette Worman Barbara Heiman	lavenderlady@centurylink.net bjheiman@hotmail.com
Quilting for Others	Mary Meserve Kathy Harris	520-465-2785 520-615-0541
Raffle Quilt 2017	Colleen Babcock	cjquilts@att.net
Raffle Quilt 2018	Colleen Babcock	cjquilts@att.net
Record Keeper	Mary Meserve	520-465-2785
Website	Meg Silvern	meg@silvern.com

Arizona Quilt Documentation Project – Tucson

At the December documentation meeting, the team reviewed the recent November public documentation. The team documented both public and *Arizona History Museum* quilts. Sue and Terry complimented those who helped on doing a great job. The public documented quilts included Nancy Landon's *Folk Art Baskets*, Kathryn Wilkinson's *Railroad Crossing* plus *Fruit and Flowers*; Chris Nelson's *Story of the Great Smoky Mountains* and *Beauty and the Beads*; Shellie Whitman's *New England Penny* quilt and *Pansy Wreath*; Joyce Harrison's *Waiting for Christmas*; Jean Honn's *Crazy* and also her *Triple Irish Chain*. Margaurite Hepner brought a *Goldie Remembered* and *Primitive Garden*, while Sue Franklin had a circa 1930 *Sunbonnet Sue*.

The *Museum* quilts included a circa 1800-1849 whole cloth *Indigo Blue Print* made into a crib quilt. The perennial favorite of the 1930s, *Grandmother's Flower Garden* as well as the ubiquitous *Crazy* of the late 19th century were also documented. Two others were a *Nine Patch* and *Bayleaf*. A lovely quilt, *Feathered Plumes with Coxcombs* is featured in *Grand Endeavors*. The final *Museum* treasure was *Papagaria* by Goldie Tracy Richmond. Seeing that quilt stimulated both team members and the visiting public to view the Goldie quilts currently on display at the *Arizona History Museum*.

No formal continuing education was offered at this meeting. Instead, team members were encouraged to give suggestions. These included 1) quilting and its changes over time, 2) history of wool appliqué, 3) colcha, 4) feed sack quilts, 5) art quilts, and 6) story of color.

Quilts documented include the following: Kathy Hanson's appliquéd *Hen and Chickens* crib quilt; Terry had a smaller crib, a *Churndash*. Kate Clark brought two quilts; the first, *Chickens in the Yard* and the other, *Gemma's Dr. Seuss*. Gemma is Kate's young granddaughter. Sue brought two Christmas quilts. The first, a lap quilt, *Christmas Yellow Brick Road*, made some time ago, incorporated some of her mother's fabric from the 1950s on the back. The second was large *Christmas Scrappy Squares*. This square in a square quilt had lots of fussy cutting for the inner diamond of the squares. The final quilt documented is owned by Julie Silber. Peg brought it for the team to document. It is similar to a Goldie Tracy Richmond quilt, however, its construction is much more rudimentary although the time frame (circa 1950) is the same. The team named this one *Southwest Portholes*. Like Goldie's, the designs were appliquéd within portholes.

Anyone is welcome to visit our meetings! We **love** guests. For questions about either quilt documentation or joining the team, please either call or email Tucson liaisons Sue Franklin, (520.490.4721; suevette63@comcast.net) or Terry Gryzb-Wysocki, (520.749.9326; terry-gw@mindspring.com). New members are welcome. Monthly training sessions are held from 9:30 until 12:30 at the *Ellie Towne Flowing Wells Community Center* on Ruthrauff Road. The next meeting will be in February.

Information about quilt documentation teams throughout Arizona may be obtained from Lynn Miller at either 480.632.2819 or azquiltloc@yahoo.com. Lynn also needs people familiar with the computer to aid her with data entry for the *Quilt Index*. Lynn does distance training which takes about two hours.

Sue Franklin



Tucson Quilters Guild and Tucson's Quilt Fiesta! have a Facebook page! Since this is FREE publicity for our Guild and our show, ask your friends to 'like' the page. What can be better than free?

<https://www.facebook.com/pages/Tucson-Quilters-Guild-Tucsons-Quilt-Fiesta/121887434544473>

Newsletter Advertising

Members: \$5.00 for small want ads for Quilting/ sewing related items

Quilt related-businesses: \$25 business card size
\$50 1/4 page, \$100 half page

For additional information and to reserve space in the next newsletter,
email the newsletter editor:

newsletter@tucsonquiltersguild.com

BEES, BEES, BEES

CENTRAL AREA:

Himmel Park Contact: Ruth Campbell, 520-792-1639
Where: Himmel Park Library; When: Third Wednesdays, 6:30 PM

EAST SIDE:

Art Quilters Contact: Laura Steiniger, 520-465-9100
Where: Eastside City Hall, 7575 E Speedway (just west of Quilters Market); When: Third Wednesdays, 10 AM to Noon

Charity Bee for more information call Susan 520-747-8458

Where: Quilters Market
When: 2nd Tuesday of the month at 1:00 pm

Evening Eastside Bee Contact: Arlene Svenson [520-822-8515](tel:520-822-8515)

Where: Unity Church of Peace, 1551 S Eastside Loop

When: First Thursdays, 6:30 – 9 PM

The Evening Eastside Bee does not meet during the summer.

UFO Bee (Bring your own UnFinished Objects) Contact: Mary Meserve, marymes@aol.com

Where: Quilters Market

When: Tuesdays, 9:00 – 11:30 a.m.

Pacific Rim Quilting Bee Asian fabrics, donation quilts

Contact: Annette Meyer, shelbyme-eraz@cox.net; Susan Owara

Where: The Quilt Basket When: First Tuesdays, 10:00 a.m. – noon

GREEN VALLEY:

Hexies Bee English Paper Piecing, Contact: Carole Sullivan, 520-762-8652

Where: Friends Indeed Community Center, Green Valley, AZ

When: First Wednesdays, Noon – 3PM

North of the Border Contact: Babs Phillips, 520-393-6557

Where: M & I Bank, 270 W Continental, Green Valley; When: Thursdays 9:30 – Noon



SOUTH:

Quilts of Valor Bee Contact: Char Gasker. 520-749-0723

Where: Eagles Wings Quilting, 3949 E. 29th Street, Tucson, 85711

When: Second Thursdays, 1:00 – 4:00 PM

SOUTHWEST:


Southwest Side Bee All are welcome. Contact: Marie Morris, 520-403-6208 or 520-623-0123.

Where: GracePointe Church, 2555 W. Valencia Rd., Tucson

When: Mondays, 6:30 – 8:00 p.m.

The closed Bees list is on the TQG member website.

Bee coordinator—Margaret Newman
maggie.newman@gmail.com






Pattern of the Month – January 2017

by Evelyn George

Stix: An improvisational quilt – any size

The improvisational pieced blocks for this one-of-a-kind quilt can be any size you want. For the example shown, we'll start with 10" squares of background fabric (light) and 1" strips of contrasting fabric (dark). Use any solid appearing fabrics, even several different combinations, if you like, as long as there is strong contrast, to show off the design. A background square is cut into two pieces, and a strip is inserted to form a line. Depending on how many lines are inserted, the resulting design might resemble chopsticks, hash marks, tally marks, etc..

The quilt at right has blocks with up to 5 cuts, and a few blocks that have not been cut at all. It's up to you how many times you cut each block and insert a strip; each time you do, the block gets a little wonkier, so keep in mind that you'll end up with smaller blocks than you started with, after they are all squared up to the same size.



Here are some suggestions to help you get started:

Press your selected fabrics, then cut a few 10" square blocks, from a solid appearing fabric.

From a contrasting fabric, cut some straight-of-grain strips about 1" wide and 12" to 16" long (diagonal lines use longer strips). Place a square of fabric on the cutting board, and with rotary cutter, make a straight cut from one edge to the opposite edge, dividing the square into two (preferably uneven) parts. Use a ruler if you wish, or just take aim and cut a *relatively* straight line, which will be more interesting if it is a little imperfect. Imperfect is charming, it has character. Embrace it! (*Hint: If you want to cut curves, bias-cut narrow strips work better.*)

Keeping the two halves in their relative positions, sew a 1" strip of fabric in between them, with approx. $\frac{1}{4}$ " seam allowances (right sides together, of course.) When sewing the second side of the strip, try to line up the two parts of the square as much as possible. Edges will be a little wonky, but don't worry, they are going to be trimmed later.

Press the seams toward the background, away from the narrow strip. This will allow you to stitch in the ditch on the narrow strips, later, when you quilt. Or, if you prefer, you can press them another way.

Make another cut and insert another strip. A strip can cross other strips; just cut and insert one strip at a time.

If you'd like, you can taper a strip so it is narrower at one end, like a chopstick: sew the first side straight, then lay the second background piece on the other edge of the strip and angle it gradually away from the raw edge to expose more of the strip at the bottom of the seam. Stitch as straight as you can, but vary the seam allowance to your advantage, to make more interesting lines.

Make as many blocks as you like; they can all be different. When you have enough for a quilt, square them all up to the same size and join them together in rows. If you don't have quite enough, you can make a few more, or just slip in some plain squares. Add borders or not, it's up to you, to finish your improvisational quilt as you like.