



Happy Holidays!

PRESIDENT'S MESSAGE

Get Your Holiday Spirit On!!!

Come to the Tucson Quilters Guild Holiday Party and chat all you want with your quilting buddies!
Having fun IS the program!

Buy tickets for the evening and daytime raffle quilts. All monies from ticket sales goes to the Tucson Food Drive. Remember that each dollar donated is multiplied by four in buying power to help needy families in our area. And you might win a beautiful quilt at the parties.

Get a chance to wear those Holiday sweaters (nice ones please), socks, head gear, pins and of course, socks. (I'm getting my glad rags on!!!!)

Come see and vote on your favorite Holiday blocks that your fellow quilters have so lovingly made. Each year I have a problem picking my favorite as each one, from the simplest to the most ornate, is so gorgeous.

Come laugh/boo at the President's Holiday jokes.

Come and eat wonderful food. Remember if you share something with friends, the calories don't count.

So please, all come to your Holiday Party because if you don't, you'll be missed.

Happy Holidays, Merry Christmas, Happy Hanukkah and a Happy and Healthy New Year
to you and your families.

Roberta Sipes



December Calendar

Business Meeting:

Wed., December 7, 9:30 AM

General Meetings:

Tue., Dec. 13, 7:00 PM

Wed., Dec. 14, 9:30 AM

Newsletter Deadline:

Submission deadline for the **December Newsletter:**

Wed., December 21

Articles should be sent to Newsletter Editor Diane Hartman at

newsletter@tucsonquiltersguild.com

2017 Quilt Fiesta!

Show Committee Meeting will be held **Friday, December 16 at 10am** at

the police station on the NW corner of Alvernon and 22nd Street. We welcome new people!

TQG Deadlines—pg. 2

Holiday Parties and Block Exchange

Holiday Parties—Bring a dish to share and a block for the Holiday Block Exchange.

There are two parties to reflect the Tuesday Evening (December 13th) and the Wednesday Morning (December 14th) groups.

HOLIDAY BLOCK EXCHANGE 2016

Each Tucson Quilters Guild Member is invited and encouraged to create a Holiday quilt block for the annual Holiday Block Exchange. All you have to do is create a block that is a 12½ by 12½ inch square (finished size 12" x 12").

Then pin a detachable muslin label that has the following information printed on it:

Made by: _____

Date: _____

Owned by: _____

Title: (optional) _____

Roll the block with its label attached around a paper towel tube; gift wrap the package; and bring it to the Holiday Party. At the party, the wrapped blocks will be collected for distribution during the event.

Each member that brings a block gets to choose a wrapped block from the basket. Unwrap your new treasure, write your name on the owned by line, and then pass it in to the Holiday Block Chairperson. All blocks are displayed for the ENTIRE membership to vote for his or her favorite block. The top four blocks of each event will be retained for the January meeting. All other blocks will be taken home by their new owners. In January the FINAL EIGHT will be voted on by the entire membership; the top four blocks will be awarded 1st, 2nd, 3rd, and honorable mention. The winners will be announced at the Quilt Fiesta; ALL EIGHT blocks will be hung in the Quilt Fiesta. The Final Eight will be returned to their new owners at the March meetings; the ribbons will be given to the makers at the March meetings.

TQG DEADLINES

DECEMBER 2016

December 7: Designs for 2019 Raffle Quilt due to Quilt Fiesta co-directors

December 13 & 14 Meetings: Holiday Blocks

JANUARY 2017

January 10 & 11 Meetings:

President's Challenge Quilts

Small Quilt Auction Quilts

President's Thank-you Blocks

FEBRUARY 2017

February 7 & 8 Meetings:

Judged and Non-judged quilts MUST be dropped off at these meetings

All raffle tickets and money due

February 15 Set-up at TCC: Volunteers needed

February 16 Quilt Hanging at TCC: Volunteers needed.

February 17, 18, & 19 Quilt Fiesta Show Dates



2017 Quilt Fiesta!

Quilt Fiesta Co-Directors

The **2017 Raffle Quilt** will be on display at The Quilters Market, 7601 E Speedway, during the month of December.

2019 Raffle Quilt designs are due Wednesday December 7, 2016. They can be turned in via email or regular mail to either Betty or Reilly. We will vote at the Holiday Parties on December 13th and 14th. Questions? Contact Betty or Reilly


Betty Anderson, 3067 W Avenida Cresta, Tucson, 85745; bettyca@comcast.net

Reilly Zoda, 2814 E Beverly Drive, Tucson, 85716: sekmet73@cox.net

2017 Entries: A big Thank You to everyone who generously shared their quilt(s) in the 2017 Show. We have a total of 306 entries, 208 to be judged and 98 non-judged.

All the quilts are accepted. We hope to have the quilt tags for the quilts and pillow cases ready to be given out/picked up at the January 2017 Guild General Meetings. If you are unable to attend the January meeting, the tags will be mailed to you. Additional information will be in the January Newsletter.

Happy Holidays Everyone ! Betty and Reilly



Quilt Fiesta Academy:

Something New! On Sunday this year we will be utilizing the speaker's area as a mini Academy! We are offering the space to the vendors and Guild members who would like to offer demos of techniques, tools, or ideas. Guild members are welcome to monetize these demos if they so desire. There are 1 hour and 2 hour sections available, and electricity can be provided. The cost is free unless electricity is needed (\$30).

Questions or sign up contact Clayton Clark: claytonbclark@gmail.com

Kid's Education:



Another new item this year is a table dedicated to educating children. This table will be set up to demonstrate and offer kids hands-on experience. Getting a new generation of quilters starts with exposure, and this is our chance to do just that. We are looking for volunteers to sit at the table and help the kids with projects and teach them how to do various quilting techniques. If we have enough volunteers we will have this table at all three days.

To Volunteer or any questions see Clayton Clark:
claytonbclark@gmail.com

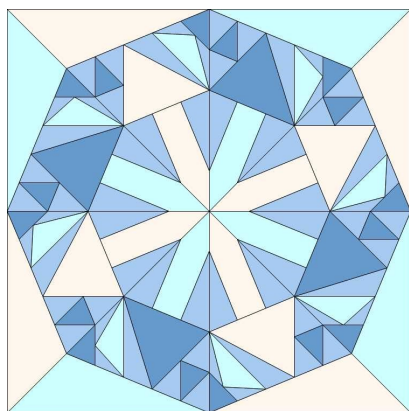
2017 Quilt Fiesta!

Volunteer for Judging Committee:

If you would like to help with the judging process for the 2017 quilt show, please send an email to JoAnn Hinchcliff, mamahinch52@cox.net, or Karen Kelter, azgal39@yahoo.com to get your name on the list. Please indicate if you want to help on Monday, February 13; Tuesday, February 14; or Wednesday, February 15. Let us know if you have had experience on this committee in the past.

Volunteers are still needed:

Please, Please sign up to help us with the Quilt Fiesta. We still have a way to go before we have enough volunteer helpers for **Wednesday, Feb 15th to Set up, Thursday Feb. 16th to Hang the Quilts**, and for **Sunday, Feb 19th to help Take Down the Show**. **And there are plenty of Hostess spots available as well.**



We will not have sign-ups in December at the Holiday Parties. We don't want to nag or be the Grinch. But if we don't get enough help we'll be in a pinch. So below you will find who to contact to join us. An Email will do it, you'll find it's a cinch.

February 15th or 16th, Set up Day or Quilt Hanging Day:

Paulette Worman: lavenderlady@centurylink.net

Kathy Zimmer: kapplique@aol.com

February 19th -Take Down:

Clayton Clark: claytonbclark@gmail.com

Hostess Shifts:

Sign up direct. Go to <http://signup.com/go/PVKjft> The address is case sensitive. The two lower case letters toward the end are j as in jump and f as in far.

Questions? Contact Connie German: germanconnie@gmail.com

Please Sign up – Avoid future bad poetry.

Vintage Quilt Turning:

Quilt Fiesta and the Vintage Quilt Turning! Judy Breneman, long time member of the quilt turning committee, has resigned. That is the bad news. The good news is that she has agreed to help the committee with quilt history as we need it. Judy will be missed. Sheryl and I have worked with Judy for probably eight years.

However, Judy's departure creates opportunities for others. If anyone has an interest in joining the committee, please email Sue. It is so much fun to be up close and personal with old quilts! If you have any questions, please let me know. We now have 15 quilts for the turning. They range from utility quilts to gently used, lovely crib quilts, appliquéd wonders and some surprises in between.

Please feel free always to contact Sue Franklin, chair, at 520.490.4721 or suevet-te63@comcast.net, or committee members, Eileen Mechling at jemech@comcast.net, Kathie Miller at kmmiller@hotmail.com or Sheryl Verts at ksherylv@yahoo.com with questions or comments.

2017 Quilt Fiesta!

Raffle Tickets:

HAPPY THANKSGIVING TO ALL OF YOU. WE HOPE THE BEGINNING OF YOUR HOLIDAY SEASON IS MOVING ALONG SMOOTHLY AND THAT YOU EXPERIENCE ALL THE LOVE AND JOY THAT THIS TIME OF YEAR EMBODIES.

Our Quilt Fiesta is getting closer every day which is exciting for all of us. The Holiday Season is a very busy time and we would like to remind all of our members to please remember to turn in your RAFFLE TICKET stubs and monies at one of the next couple of meetings, if at all possible. We try to keep the pre-show (member)sales separate from the show (public) sales. If you wait until the show to turn in your member sales, it makes the bookkeeping a little more difficult. If you are unable to attend the next few meetings, you can mail your stubs to us. Also if you need more RAFFLE TICKETS before the show, you can call or e-mail us at any time and we will be happy to get them mailed to you.

For our members who have not picked up their RAFFLE TICKETS yet, you may also request by phone or e-mail or see us at the RAFFLE TICKET table at the remaining meetings.

REMINDER: For those members who do not want to win the quilt, do not want to SELL the tickets, you can still do your part by purchasing your own packet and writing QFAC (Quilt For A Cause) on the stub. If one of these tickets is the winner, the quilt will go to Quilt For A Cause to use in their next auction

THANK YOU, and HAPPY HOLIDAYS TO ALL OF YOU

PATTY KRUSE 885-2069 krusequilter@yahoo.com JEAN OWARA 298-6325 wojogin@aol.com



SMALL QUILTS DEADLINE EXTENDED!



Thanks to the techie skills of committee member Diane Hartman, we are able to continue accepting quilts for the Small Quilt Auction through the January general meetings. Diane has streamlined the computer entry process so that all data for each quilt only has to be entered one time, so we can work closer to show time than in the past.

The Guild has selected 2 charities this year as the recipients of the monies raised through the auction. Both **Youth on Their Own** and **Hope Animal Shelter** will benefit from the auction this year.

Youth On Their Own is a 501(c)(3) dropout prevention agency that strives to eliminate barriers to education and empower Arizona's homeless youth to stay in school. For over 30 years, Youth on Their Own has supported the high school graduation of this unique demographic by providing financial assistance, basic human needs, and one-on-one guidance.

Hope Animal Shelter's life-saving no-kill mission is to reduce the suffering of homeless cats and dogs by providing them a compassionate, enriching environment, appropriate medical care and loving, permanent homes.

Because we are supporting two charities we want to increase the sales with the auction as much as possible. The auction has space for more quilts to be hung so the committee is appealing to all members to contribute quilts for the Quilt Fiesta 2017. Quilts will be accepted at both the December 2016 and January 2017 meetings. We look forward to receiving your donations for these worthy causes. Remember to visit the auction area at the show to see the work of your fellow members. It is really a mini show in itself!

Tucson Quilters Guild

PROGRAM NOTES

Click on the website address to look at the workshops in detail. Most websites will also have the Supply List needed for the class. The 1 day classes are \$50 and the 2 day classes are \$100. We can now accept credit cards. The classes are from 9:00 AM to 3:30 PM each day and they are held at the St. Francis Cabrini Church, 3201 E. Presidio, Tucson, AZ 85716 in the large multi-purpose room (the same location as the lectures). These workshops are a great opportunity for you to learn new quilting skills at a very reasonable price from professional quilters from all over the United States!

Questions: Contact Program Directors: Karen Fisher or Denise Withrow

Karen Fisher, email: Karen@karenfisherartquilts.com or call 520-572-8825

Denise Withrow, email: quiltdden@gmail.com or call 520-429-3936

Upcoming Programs

January 2017



[Ann Petersen](#)

January 10 & 11 Lecture: "Quilt as Desired"

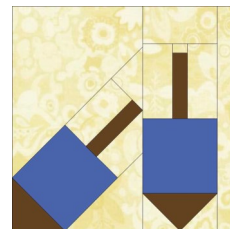
Jan. 12, Thursday Workshop: "Curves Again"

[Supply List](#)-16 openings

Jan. 13, Friday Workshop: "Mini Licorice Star Garden"

[Supply List](#)-12 openings

Signups open: Now



February 2017

Drop off of Judged and Non-Judged Quilts for [Quilt Fiesta 2017 Show.](#)

February 7 & 8 Meetings

March 2017

[Jenny Lyon](#)

March 7 & 8 Lecture: "Quilting is a Contact Sport"

March 9, Thursday Workshop: "Fearless Free Motion Quilting Motifs for the Modern Quilter"

[Supply List](#) 17 openings

March 10, Friday Workshop: "Fearless Trapunto by Machine"

[Supply List](#) 17 openings

Signups open: Now

April 2017

[Gyleen Fitzgerald](#)

April 11 & 12 Lecture: "Quilts, Unfinished Stories with New Endings"

April 13, Thursday Workshop: "Trash to Treasure Pineapples" [Supply List](#)

April 14, Friday: No workshop, Good Friday, Church Closed

Signups open: December 2016

May 2017

[Debbie Jones](#)

May 9 & 10 Lecture: "Fabric Scraps Become Fine Art"

May 11, Thursday Workshop: "Fabric Landscape Decollage" [Supply List](#)

May 12, Friday Workshop: "Silk Fusion"- new

Signups open: January 2017

QUILTING FOR OTHERS

The Quilting For Others Committee is asking for your help.

When donating stockings or pillowcases, PLEASE make sure they are SCENT FREE!! The children that are receiving this gift from us are undergoing hospital treatment and absolutely cannot be around anything with a scent.

If you are a smoker, please give them to us in a closed bag so the rest of the clean items don't become tainted with the smell. We can launder yours away from the rest.

We have been donating the quilts all year to the following groups: Emerge, Pepe's House (at TMC), The VA, Candlelighters, TMC and Banner University Hospitals.

We appreciate your efforts towards the donations of the pillowcases, stockings and quilts. Together WE make the difference for someone in need.

We have ALMOST reached our goal for Candlelighters this year, so keep the pillowcases and stockings coming!!

Kathy Harris, Mary Meserve



QUILT FOR A CAUSE



Thank you to everyone who made last month's Sweet and Savory Event an amazing success! Many thanks to Judy Tenen for hosting the event. The ticket sales and door prize sales generated \$1800 for our cause.... and, Lynda Luiten from The Quilter's Market presented us with a fabulous donation of \$2000! We also had a great time and made more money at Civano's Craft Fair and the Rusty Barn Quilting and Craft Festival, so November was a busy month, while we are tallying up everything from this grand auction cycle and preparing to make our donations to Tucson Medical Center Foundation and St. Elizabeth's Health Center for their breast and gynecologic cancer programs. We will keep you posted!


Reminder: President's Thank You Block Due in January

It is time for a hearty "thank-you" for Roberta Sipes, our fearless TQG president, whose term will end in March of 2017. In keeping with tradition, we ask those of you who are so inclined to make a special quilt block for her using a common design and color palette.

We are looking for 6.5" Wonky Square-in-a-Square blocks using yellow and teal.

Blocks are due no later than the January general meeting.

Please remember to sign your blocks so that Roberta will have a personal memory of her time as TQG President.



YOUR MEMBERS AT LARGE TALK BACK

We received two thoughtful requests from our Members in November, in which we thought you might be interested:

First, Mary Woods made a very helpful suggestion: "All contributors to the first hour of our meetings, PLEASE use the podium. The ones who speak off to the side cannot be seen (too many heads!) The diagonal view ensures we can see the speakers."

Thanks, Mary, we will attempt to make this happen. In most cases, the podium is centered with the microphone attached, so it should be easy enough to do. And we do want you to see us!


Second, a new member says she (or he) is struggling to actually meet new people and suggests that we do an ice breaker once in a while, to introduce ourselves to someone. We used to do that occasionally, and it seems like a great idea to do it again--we have a lot of new members and it would be lovely to make some new friends!

By the way, hope you can come to the Holiday potluck meetings in December! I would be surprised if we don't have some kind of get-to-know each other game....

Keep us in the loop, Members, let us know what you like/don't like about your Guild, hopefully with a positive suggestion. If we can answer your questions or concerns about the Guild, please contact your Member at Large, or drop a note in our suggestion boxes at the meetings.

Kay Hendricks (Tuesday)

Evelyn George (Wednesday)



Newsletter Advertising

Members: \$5.00 for small want ads for
Quilting/sewing related items
Quilt related businesses:
\$25 business card size
\$50 1/4 page, \$100 half page
For additional information and to reserve
space in the next newsletter,
email the newsletter editor:
newsletter@tucsonquiltersguild.com

LIBRARY NEWS

Note: The Library will NOT be open in December because of the Holiday Parties.
Books are due at January meetings.

Reminder:
Send suggestions of NEW BOOKS
for the Library.
Email: library@tucsonquiltersguild.com

Tucson Quilters Guild Basics

Who:	All Members
What:	Business Meeting —First Wednesday of every month in the Church Classroom. General Meetings - Second Wednesday of the month in the morning or the Tuesday evening preceding the second Wednesday - in the Parish Hall.
When:	Business Meeting — 9:30 AM ~ 10:30 AM General Meetings: Tuesday Evening —7:00~9:30 PM Wednesday Morning —9:30 AM~12:00 PM
Where:	St Frances Cabrini Church 3201 E. Presidio Near Fort Lowell and Country Club
(How): Parking	Guild members are asked to refrain from parking in the spaces in front of the Parish office; the Church wants these spaces to remain open for Church members who have business to attend to in the office. This is the small building to the east of our meeting room. PARKING NOTICE: Tuesday evening attendees: The Church's Family Classes are in session again, so PLEASE DO NOT PARK IN THE FRONT LOT. Use the side or back lot.
Why:	Come to get involved with all aspects of the Guild, to make new friends, learn new quilting skills, share, but most of all, to have FUN . But please, do not wear fragrance to meetings .
Cost:	Members (\$30/year, due in March) and Guests (\$5.00/meeting with guest speaker)

Reminder: Use of Cameras at Guild Meetings

As Roberta announced at the September Guild meeting the Board has had a discussion concerning the use of cameras for both still photography and video during our guest speaker presentations. Due to copyright concerns, photos may be taken only before the meetings, during the breaks, and after the meetings. No photography or videos will be permitted during the guest speaker presentations.

SH-Hh-h-h Phone App for TQG Meetings

<http://shushapp.com> The shush app allows you turn the volume of your ringer off for whatever amount of time you want. At the end of that time your phone's ringer will be turned on again. It is handy for those of us who forget to turn on the ringer again.

Remember: TQG Meetings Are Fragrance Free

Please remember to be kind to fellow members with allergies to scents and perfumes. Please attend the meetings fragrance / perfume free. It means another member can attend.

EMAIL LIST

The Guild now has an email list for easy communication with the members. Please log into the protected area of the website and put your name and email address into the box at the top of the page. After doing this, you will receive an email. You must click on the link after making the link into one long line. If this works, you will receive another email saying you were successful. If you have any problem with this, email me at quilter@tucsonquiltersguild.com.
Meg Silvern

TQG BOARD AND COMMITTEES

President	Roberta Sipes	rfsipes@gmail.com
Vice President	Elaine Romanelli	romanele@georgetown.edu
Endowment/ Donations	Sally Dickinson	520-749-9815
Membership	Kathy Barton	membership@tucsonquiltersguild.com
Member at Large, Evening	Kay Hendricks	520-325-4509
Member at Large, Morning	Evelyn George	520-325-0166
Programs Co-Director	Karen Fisher	Karen@karenfisherartquilts.com 520-572-8825
Programs Co-Director	Denise Withrow	quiltden@gmail.com 520-429-3936
2017 Quilt Show Co Director	Betty Anderson	bettyca@comcast.net
2017 Quilt Show Co Director	Reilly Zoda	sekmet73@cox.net
Secretary	OPEN	recsecretary@tucsonquiltersguild.com
Treasurer	Marie Morris	treasurer@tucsonquiltersguild.com

Bears	Christine McCollum	520-748-9165
Bees	Margaret Newman	maggie.newman@gmail.com
Corresponding Secretary	Mary Meserve	520-465-2785
Finance	Marie Morris	520-623-0123
Guild Pins	Diane Bach	bachdiane@yahoo.com
Guild Publicity	Elaine Romanelli	romanele@georgetown.edu
Historian	Cathy Dargel	520-746-9246
Holiday Block Exchange	July Gilmartin Colleen Babcock	jgilmartin@msn.com cjquilts@att.net
Hospitality	Christine McCollum Marie Luongo	520-748-9165
Library	Kathy Barton Diane Hartman	membership@tucsonquiltersguild.com library@tucsonquiltersguild.com
Newsletter	Diane Hartman	newsletter@tucsonquiltersguild.com
Pattern of the Month	Evelyn George	quilter4ever@cox.net
Quilt A Thon	Paulette Worman Barbara Heiman	lavenderlady@centurylink.net bjheiman@hotmail.com
Quilting for Others	Mary Meserve Kathy Harris	520-465-2785 520-615-0541
Raffle Quilt 2017	Colleen Babcock	cjquilts@att.net
Raffle Quilt 2018	Colleen Babcock	cjquilts@att.net
Record Keeper	Mary Meserve	520-465-2785
Website	Meg Silvern	meg@silvern.com

Arizona Quilt Documentation Project – Tucson

At the December documentation meeting, the team welcomed Shellie Whitman. Shellie recently moved to Tucson from Payson where she had been involved with quilt documentation. Shellie agreed to join the Tucson team. Welcome, Shellie!

Sue reviewed the Arizona Quilt Study meeting recently held at the *Arizona History Museum*. A number of the Tucson team attended said meeting. Kate gave an update of the coming Public documentation. Next month there will be many quilts to describe.

Bea Kabler and Linda Laird presented the continuing education for the team. They reviewed a recent workshop they attended at the *International Quilt Study and Center* in Lincoln, Nebraska. They learned about the Turkey red process (it isn't a color); also that the Museum's holdings include 5000 quilts, many from other countries. They had more information to share than time allowed so Linda programmed it and placed it on the computer. Now each team member can access it for a limited time. They also were fortunate in getting a behind the scenes tour of the facility. In addition, Bea shared information on Mountain Mist.

Quilts documented include the following: Bea shared a delightful quilt that she titled *Blue Redwork*. As you might expect, the quilt was comprised of varied whimsical blocks, beautifully embroidered in blue. Another quilt that provided a bit of nostalgia was Linda's *Parasol Girl* quilt. This kit quilt, begun in 1991, was finished in 2005. How many of us can identify with that? I can. Now it will be a lovely wedding gift for Linda's granddaughter.

The third quilt documented, *Victory Star Laced with Churn Dash*, belonged to Sue. This quilt, too, was accomplished over a period of several years. But for Sue, the end result was worth it. She got a first place ribbon in *Quilt Fiesta* when it was shown. Terry brought one of her collector quilts, a circa 1950 blue and white *Drunkard's Path*. That is a timeless favorite. The final quilt documented was a small *Dresden Plate* wall hanging made by Sue for a quilt club challenge a number of years ago. After the large size of her previous quilt, the team was pleased to see this one.

Anyone is welcome to visit! We **love** guests. For questions about either quilt documentation or joining the team, please either call or email Tucson liaisons Sue Franklin: 520.490.4721; suevette63@comcast.net) or Terry Gryzb-Wysocki: 520.749.9326; terry-gw@mindspring.com. New members are welcome. Monthly training sessions are held from 9:30 until 12:30 at the *Ellie Towne Flowing Wells Community Center* on Ruthrauff Road.

Information about quilt documentation teams throughout Arizona may be obtained from Lynn Miller at either 480.632.2819 or azquilt doc@yahoo.com. Lynn also needs people familiar with the computer to aid her with data entry for the *Quilt Index*. Lynn does distance training which takes about two hours.

Sue Franklin

Tucson Quilters Guild and Tucson's Quilt Fiesta!



have a Facebook page! Since this is FREE publicity for our Guild and our show, ask your friends to 'like' the page. What can be better than free?

<https://www.facebook.com/pages/Tucson-Quilters-Guild-Tucsons-Quilt-Fiesta/121887434544473>



FOR SALE

Bernina 1230—exc. condition—includes accessory case w/23 additional feet, manual, carrying case, knee lift, and SewEZE table insert. \$500.

Eileen Mechling (520)887-6620

BEES, BEES, BEES

CENTRAL AREA:

Himmel Park Contact: Ruth Campbell, 520-792-1639
Where: Himmel Park Library; When: Third Wednesdays, 6:30 PM

EAST SIDE:

Art Quilters Contact: Laura Steiniger, 520-465-9100
Where: Quilters Market; When: Third Wednesdays, 10 AM to Noon

Charity Bee for more information call Susan 520-747-8458

Where: Quilters Market

When: 2nd Tuesday of the month at 1:00 pm

Evening Eastside Bee Contact: Arlene Svenson [520-822-8515](tel:520-822-8515)

Where: Unity Church of Peace, 1551 S Eastside Loop

When: First Thursdays, 6:30 – 9 PM

The Evening Eastside Bee does not meet during the summer.

UFO Bee (Bring your own UnFinished Objects) Contact: Mary Meserve,

marymes@aol.com

Where: Quilters Market

When: Tuesdays, 9:00 – 11:30 a.m.

Pacific Rim Quilting Bee Asian fabrics, donation quilts

Contact: Annette Meyer, shelbyme-eraz@cox.net; Susan Owara

Where: The Quilt Basket When: First Tuesdays, 10:00 a.m. – noon

East side Saguaro Needlers Bee

Contact Joan Gilbert 520-722-3822.

Meets third

Wednesday 1:00-4:00 in members homes.

GREEN VALLEY:

Hexies Bee English Paper Piecing, Contact: Carole Sullivan, 520-762-8652

Where: Friends Indeed Community Center, Green Valley, AZ

When: First Wednesdays, Noon – 3PM

North of the Border Contact: Babs Phillips, 520-393-6557

Where: M & I Bank, 270 W Continental, Green Valley; When: Thursdays 9:30 – Noon



SOUTH:

Quilts of Valor Bee Contact: Char Gasker. 520-749-0723

Where: Eagles Wings Quilting, 3949 E. 29th Street, Tucson, 85711

When: Second Thursdays, 1:00 – 4:00 PM

SOUTHWEST:

Southwest Side Bee All are welcome.

Contact: Marie Morris, 520-403-6208 or 520-623-0123.


Where: GracePointe Church, 2555 W. Valencia Rd., Tucson

When: Mondays, 6:30 – 8:00 p.m.

The closed Bees list is on the TQG member website.

Bee coordinator—Margaret Newman

maggie.newman@gmail.com






Tomte's Trees 28" x 24"

A paper pieced quilt with 4" blocks


Last month's pattern was a Little Tree, and as promised, this month's pattern is for a winter wall hanging. The final 4" block is Tomte, a Swedish gnome, possibly a distant relative of Santa. He is the guardian of a family and their land, protecting the homestead and all its creatures. Solitary

and sometimes mischievous, he lives in the forest, although he has been known to hang out in the barn with the horses.



Tomte

The gnome in our little quilt is the keeper of a hillside of little trees.



This month's pattern uses 21 Little Trees plus one 4" Tomte block (use the foundation pattern provided on a separate page). For this quilt, you'll need about $1\frac{1}{4}$ yards of background fabric for the quilt top (2 yards if you want to use the same fabric for the back, too), and assorted scraps for the trees. If you've already started making some Little Trees, you have a head start! Please refer back to the November Pattern of the Month for paper piecing directions, and make one more block—Tomte—and arrange him with some trees as shown, or any way you like, filling in with a few plain background squares as needed. Notice that in the quilt shown, every other vertical row begins and ends with a half-drop; this staggers the trees so they look like they are on a hillside.

**(See cutting directions below for measurements of plain squares and half-drop rectangles.)*

Pieces to pre-cut (for Tomte block):

Red (suit and hat)

Cut three $2\frac{1}{2}$ " squares (A2, A3 and A4)

White (beard)

Cut one $2\frac{1}{2}$ " square
For A1

Nose

Embroider, draw, or applique at upper edge of beard fabric, either before or after sewing seam A1/A2.

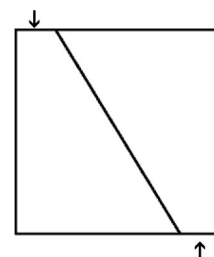
Background

A5 and A6: Lay two 5" squares of background fabric with right sides together and cut diagonally as shown →

(Note: this is a different angle than the Little Tree block)

Separate the right and left pairs; this makes two mirror image pairs (you only need one pair per block.)

1-3/8"



1-3/8"

To complete the 6 **vertical** quilt rows as shown, *cut from background fabric: five $4\frac{1}{2}$ " squares and six $2\frac{1}{2}$ " x $4\frac{1}{2}$ " rectangles (half-drops). Inner border is cut 1" wide (striped fabric to suggest fencing) and outer border cut 2" wide, from background fabric. A piped binding is shown, or use a plain binding.

Tomte 4" block - paper foundation pattern

