



FIESTA NEWS!

OCTOBER SPEAKER—TERRIE KYGAR



I have lived most of my life in northern California and the Willamette Valley of Oregon. My grandmother first taught me to sew when I was eight years old, and by the time I was a teenager I had completed my first quilt.

The first quilting classes I taught were at Grandma's Attic in Dallas, OR and Greenbaum's Quilted Forest in Salem, OR. It was during this time that I started experimenting with crayons and

developed my Melt-n-Blend technique for using crayons on fabric. Over time I perfected the technique and created some fun and colorful patterns which I sold at our local quilting stores. The success of the classes and patterns eventually led to my first book "Creative Quilts from your Crayon Box".

My husband and I have two sons, one daughter, and four grandchildren. Four of them are quilters--five if you count my husband, Rocky. He's been known to help me with quilting from time to time and has a very nice quilting stitch.

My dream is to travel with my husband. I would teach and quilt and he would golf and, well, golf.

Lecture: "Creative Crayon Quilts"

Terrie will present **two workshops**. (Friday's workshop has been reinstated!) Space is available in both workshops.

Thursday Workshop: "Melt-n-Blend Hummingbird"

Friday Workshop: "Melt-n-Blend Autumn"

[Supply List](#) -is the same for both classes-

Contact Program Co-directors to reserve space.

Karen Fisher, Karen@karenfisherartquilts.com / 572-8825

Denise Withrow, quiltiden@gmail.com / 429-3936

2016 Calendar

Business Meeting:

Wed., October 5, 9:30 AM

General Meetings:

Tue., Oct. 11, 7:00 PM
Wed., Oct. 12, 9:30 AM

Newsletter Deadline:

Submission deadline for the **November Newsletter:**

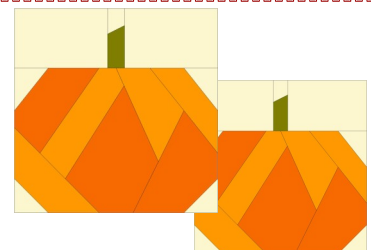
Wed., October 19

Articles should be sent to Newsletter Editor Diane Hartman at

[newsletter](#)


@tucsonquiltersguild.com

2017 Quilt Fiesta!
Show Committee Meeting will be held **Friday, October 28 at 10am** at the police station on the NW corner of Alvernon and 22nd Street. We welcome new people!



PRESIDENT'S MESSAGE

I believe that autumn is the most colorful time of the year! The sky looks a crisper blue, the grass and leaves are greener than they've been during summer. The night sky seems a darker blue with the stars a brighter white. The moon, especially a Harvest Moon, appears in so many variations from deep orange to the palest yellow. I haven't even mentioned the color ranges of the flowers! Gone are the soft colors of spring and summer, replaced by the intense colors of red, purple, brown, orange, green, blue etc. Everything alive seems to be glowing with color before the deep, somber, slumber of winter begins. Oh, I'm not against the other three seasons, but fall for me has always been about color. It is always a time to go through my stash and see what lies hidden in my boxes of fabric. Yes, I've been in those boxes throughout the year but now the colors look especially tempting. Just looking at that stash gets me invigorated to plan out a new layout for a quilt. Sometimes, I even save a special pattern to begin at this time of year. It seems to me that with the vibrant colors outside, I will be led to select fabrics that will glow like the season and that will translate into a better quilt. What will you do with the colors of autumn?



Roberta Sipes

VOLUNTEER OPPORTUNITY - SECRETARY




Tucson Quilters' Guild needs a volunteer to act as Board Secretary. This job involves taking the minutes at the monthly Board meeting, presenting a copy of the minutes for Board approval and insuring the minutes are posted on the TQG website. If you are interested in filling this position, please contact Roberta Sipes (rfsipes@gmail.com)

SUPPORT LOCAL FIBER ARTS GROUPS

The Tucson Handweavers and Spinners Guild presents "A Palette of Fine Arts 2016" on Saturday, October 29th from 1:00 pm to 6:00 pm at the Tucson Jewish Community Center.

This event features a gallery of fiber creations, including wearable fiber art, a boutique, a raffle, and technique demonstrations throughout the day. Reservations can be made at www.thsq.org.



Donation Report - Quilting for Others

Quilting for Others has had a busy year!

Report Dates: November 2015 – September 2016

The donations are as follows:

The Echoing Hope Ranch in Hereford, AZ - One quilt

Sister Jose's - 16 quilts

Monastery Fall Festival - Two quilts

CandleLighters of Tucson - 250 pillow cases, 250 Christmas stockings,
30 laundry bags and 5 quilts

Harmony Hospice - 20 quilts




The VA Hospital - 6 large and 16 small heart pillows

Peppi's House - 27 quilts and 149 pillowcases

Family Loving Kare - 45 pillowcases, 45 stockings and 5 quilts

Thank you to all Guild members who helped make these donation possible!

Mary Meserve



Race to Put Together Your Holiday Block

Time is running short to put together your block(s) for the December Holiday Block exchange. December is just around the corner.

Roberta triggered an idea in my mind for the "race to put together a holiday block!" The photo is of a raven (my favorite bird) plucking a few Christmas berries for his/her holiday potluck. Join in the holiday block race for 2016 with your clever idea(s).

Block specifications on TQG website. [Tucson Quilters' Guild Holiday Block](#)

Judy Kintner-Gilmartin




2017 Quilt Fiesta!

Quilt Fiesta Co-Directors

The **2017 Raffle Quilt** will be on display at The Quilt Basket, 6538 E. Tanque Verde, for the entire month of October.

Quilt Show Entries are due this month. Your quilt does not need to be finished, just far enough along so your picture can show us what your quilt will be like. Guild members can enter up to 3 quilts in the show. See Joan's note below.

2019 Raffle Quilt Designs can be turned in to Betty or Reilly. They are due by December 7, 2016. We will vote at the Holiday Parties on December 13th and 14th.



Quilt Show Entries:

Entries will be accepted at the back table at the Tuesday Night Meeting and Wednesday morning meeting. Please remember to staple a 4 X 6 photo of your quilt with the size of your quilt, name of quilt and your member number on the back of the picture. Paper clip a \$1 per person entry fee, and \$5 dollar per quilt if it is to be judged. Checks must be made out to Tucson Quilters Guild

Complete your (one form per quilt) form entirely. **The deadline for entries is the October 11th and 12th meetings or postmarked no later than October 28, 2016.**

Looking forward to many beautiful quilts this year. Joan Swanson jbswanso@gmail.com

Raffle Tickets:

Gosh, Summer is gone, Fall is here, soon it will be Winter and Christmas followed by the Quilt Fiesta. Where has this year gone already?

We want to thank all of our members who have taken the time to pick up your Raffle Tickets so far this year. We still have a lot to get rid of, so would really like for all the rest of you to take the time to do the same. We will be at both of the monthly meetings for the rest of the year and would love to meet you and hand you your ticket packets.

Remember, you do not have to pay for the packets when you pick them up. We do not want the money until you turn in the raffle stubs. You can either purchase them yourself (as many members do) or you can show the photo to people you know. You will be surprised at how many tickets can be sold if the effort is made to just show the photo.

All monies raised in this effort go into the treasury which provides us with all that we love about this guild. Please do your part and help support this effort and your Guild.

Thank you all, Patty Kruse krusequilter@yahoo.com and Jean Owara wojogin@aol.com

2017 Quilt Fiesta!

Kids Row

Are you teaching your child to quilt? Are they taking a class at a shop? We encourage you to start thinking of having your child or grandchildren enter his/her quilt in the Quilt Fiesta 2017. We would like to see more children's quilts entered. What a thrill for them to see their own creations displayed at the quilt show—they will be so proud when they receive their ribbon! Kids should be age 17 or younger. All work on the quilts should be done by the child. Adults may help with the quilting and binding, and provide assistance and guidance that is appropriate to the age of the child. I will have entry forms at the guild meetings, at all the local quilt shops this fall and there will be a copy on our Guild website for you to print out.

Deadline to turn in Kids Row [entry form](#) Nov. 9, 2016. Quilts will be turned in by February 8, 2017

For information contact:
Diane Bach 745-6204 or Joyce Bott 349-6223
Or email: bachdiane@yahoo.com



©Maria Bell - illustrationsOf.com/1089743


Vintage Quilt Turning

Quilt Fiesta and the Vintage Quilt Turning! Now that you've found a quilt to enter in the quilt turning, now is the time to do it! **Quilt entries are due at either October Guild meetings where either Sue or one of the committee members will be available to receive them.**

If you cannot make either meeting, utilize the postal service. Just ensure that your application with the two required photographs is **postmarked by Friday, October 14**. Entries should be mailed to Sue at 14725 N. Silver Hawk Drive, Oro Valley 85755. If there are questions, please call or email Sue or any committee member.

Applications for the turning are on the Guild website. If you have trouble getting one, please let me know. Contact Sue Franklin, chair, at 520.490.4721 or suevette63@comcast.net, or committee members Judy Breneman at judyanneb@cox.net, Eileen Mechling at jemech@comcast.net, Kathie Miller at kmmiller@hotmail.com or Sheryl Verts at ksherylv@yahoo.com with questions or comments.

2017 Quilt Fiesta! Show Committee Meetings




The next meeting will be held **Friday, October 28 at 10am** at the police station on the NW corner of Alvernon and 22nd Street.

We welcome new people!

Please join us!!

2017 Quilt Fiesta!



Featured Guild Member

The Quilt Show Committee is looking for nominations for the Quilt Fiesta 2017 Featured Quilters. You may select up to 3 nominations. Please send nominations to Joline Albaugh at: joline@dbelltech.com or call/text 520-975-7021. You may also place a ballot in the ballot box at the meetings. Thank you.


The members who have already been honored are Amy Bright, Susie Weaver, Nancy Arseneault, Nancy Landon, Nubin Jensen, Jean Biddick, Keith Donner, Helen Frost and George & Gloria Magee, Patty Goodsell, Kathy Zimmer, Mary Vaneecke, Sue Waite, Chris Nelson, Swan Sheridan.

Small Quilt Auction FAQ's

Do I need to complete and turn in an entry form before bringing my quilt donation? No, the entry form should accompany the quilt when it is turned in. A link to the entry form is available on the main page of our website under the topic Small Quilt Auction, found in the column on the left. We ask that you download and complete a form for each quilt submission. Attach the entry form to your quilt with a straight pin please. Don't forget to complete the 'Artist's Statement' for each quilt.

Where do I turn in my quilt? Quilts may be turned in to Elaine Romanelli (Vice President) or Diane Hartman (in the library) at either the evening meeting or the morning meeting. Quilts will be accepted in October and November.

How do I know if my quilt will be accepted? All quilt donations will be accepted. We need quilts for the Silent Auction taking place on Friday, Saturday, and Sunday morning of the Quilt Fiesta! Come visit the Silent Auction area to view the quilts throughout the show – maybe bid on one or more, or use the Buy it Now Feature to make a favorite yours.




What do I need to do to prepare my quilt for the auction? Every quilt should have a 2" sleeve stitched across the top of the back of the quilt for hanging as well as a label on the back. The information on the label should include the name of the quilt, the name of the quilt maker, and the year it was completed.

I cannot complete a small quilt by the November 9 deadline. Can I turn in a quilt at the January meeting? Sorry, but no. The deadline has been set after much consideration by the auction committee. The committee needs to work to get the quilts ready for the auction after they have all been turned in.

We look forward to seeing all the wonderful quilts you have made to donate. Remember, the quilts are supposed to be small – no more than 80" around the perimeter. Thanks for your interest.

Sally Dickinson

2017 Quilt Fiesta!



Hanging Committee:

Hanging Committee has started taking sign-ups to help put up the quilt show.

We need volunteers for:

Wednesday, February 15, 2017 – SET UP DAY: We especially need 8-10 men who can help set up the frames—and help hang the drapes once the frames are up. We need 8-10 other volunteers to help get the drapes

ready to hang, put up the row numbers and other finishing touches.

Thursday, February 16, 2017 – HANGING DAY: We had 90 volunteers last year. We need at least that many again. We also need some men who can help hang the quilts on the 12 ft. wall along the Demo Area.

The work goes quickly when we have enough helpers. First time volunteers are matched with experienced helpers. If you don't want to climb a ladder, no problem, there are plenty of things to do that do not involve ladders. Please sign up and be a part of helping to make the Quilt Fiesta happen.

Paulette Worman: lavenderlady@centurylinnk.net / Kathy Zimmer: kapplique@aol.com


Take Down

We will begin Sign-ups to help with Take Down starting with the October Guild Meetings. **Take Down is Sunday February 19, 2017 starting at 4pm.** It takes two days to set up the Quilt Show and about two hours to take it all down. We need 100 + volunteers to get the job done. Other instructions specific to assignments will be sent out before that Sunday. We do need some people who are comfortable on ladders and extra ladders if possible, but if ladders aren't your thing, there are plenty of jobs to do. Also, husbands and willing teenage children are welcome to help, if they are willing, please include them when you sign up.

Here is what we do. Each Row has a Team, with an Experienced Team Leader and about 5 total members. The teams take down the quilts, fold them and put them in their pillowcases. Then a runner takes the quilt to the distribution area. The chains, slats and other equipment are taken down and taken to the equipment area. The equipment area has volunteers putting S hooks and chains and such into the correct bucket for next year. Once the quilts are down, the drapes and poles come down. The drapes are folded and packed away for next year. Once the quilts come down much of this work is taking place simultaneously. In the Distribution area, the quilts are arranged on tables so that when the time comes to pick up the quilts it all goes quickly.

Once the Quilt Show has closed at 4 p.m. anyone not signed up to help with Take Down must leave the floor area. Anyone not helping with take down must wait at the top of the escalator. All equipment must be put away and ready for the movers before any quilts can be given out. This is a safety issue. The more help we have the faster it all goes. And if you have helped with Take Down, you are much closer to the front of the line to pick up your quilt.


Contact: Clayton Clark claytonbclark@gmail.com




Reminder: PRESIDENT'S CHALLENGE

So here are the "rules" for this year's President's Challenge, **In My Rose Garden:**

1. Size of quilt is 24" by 24". Let's keep to this size to help the Hanging Committee at the quilt show.
2. There must be at least one rose in the quilt that can be seen clearly. Fabric that contains roses does not count as a rose.
3. Any type of quilt is acceptable—appliqué, pieced, art, whole cloth, etc.
4. Quilt must have a hanging sleeve and a label containing quilt maker's name and title of the quilt. Additional information on the label is fine.
5. Challenge Hangtag applications/information is due by the November meetings. More details will be coming.
6. Quilts will be turned in to the President and displayed at the January meetings. Finalists will be also displayed at the February meetings. All quilts will be received in a cloth bag with the quilter's name on the edge.
7. President will be responsible (maintain custody) for all President's Challenge quilts and will ensure that they are hung at the Quilt Show. Challenge quilts will be returned to maker at the end of the show in their bag.
8. President reserves the right to refuse any quilt that does not follow these rules.



Reminder: President's Thank You Block



It is time to start working on a hearty "thank-you" for Roberta Sipes, our fearless TQG president, whose term will end in March of 2017. In keeping with tradition, we ask those of you who are so inclined to make a special quilt block for her using a common design and color palette.

Details are in the June Newsletter. We are looking for 6.5" Wonky Square-in-a-Square blocks using yellow and teal.

Blocks are due no later than the January general meeting.

Please remember to sign your blocks so that Roberta will have a personal memory of her time as TQG President.

Tucson Quilters Guild


PROGRAM NOTES

Click on the website address to look at the workshops in detail. Most websites will also have the Supply List needed for the class. The 1 day classes are \$50 and the 2 day classes are \$100. We can now accept credit cards. The classes are from 9:00 AM to 3:30 PM each day and they are held at the St. Francis Cabrini Church, 3201 E. Presidio, Tucson, AZ 85716 in the large multi-purpose room (the same location as the lectures). These workshops are a great opportunity for you to learn new quilting skills at a very reasonable price from professional quilters from all over the United States!


Questions: Contact Program Directors: Karen Fisher or Denise Withrow

Karen Fisher, email: Karen@karenfisherartquilts.com or call 572-8825

Denise Withrow, email: quiltiden@gmail.com or call 429-3936



Upcoming Programs:



November 2016

[Melody Crust](#)

November 8 & 9

Lecture: "Fun and Fancy Embellishments"

November 10, Thursday Workshop: Thursday "Fast Finishes" [Supply List](#) -19 openings

November 11, Friday Workshop "Fun and Fancy-Make a Purse" [Supply List](#) -20 openings

Signups open: Now

December 2016

Holiday Social and Block Exchange

December 14 & 15

Sign up with Hospitality at the "Bear" table at October and November meetings

Is your block made?

2017

January 2017

[Ann Petersen](#)

January 10 & 11 Lecture: "Quilt as Desired"

Jan. 12, Thursday workshop: "Curves Again" [Supply List](#)-18 openings

Jan. 13, Friday: "Mini Licorice Star Garden" [Supply List](#)-15 openings

Signups open: Now

March 2017

[Jenny Lyon](#)

March 7 & 8 Lecture: "Quilting is a Contact Sport"

March 9, Thursday Workshop: "Fearless Free Motion Quilting Motifs for the Modern Quilter"

[Supply List](#)

March 10, Friday Workshop: "Fearless Trapunto by Machine" [Supply List](#)

Signups open: November 2016

QUILT FOR A CAUSE

The Quilt for a Cause Silent Auction is progressing at a very lively pace – as I write this, we've already sold at least 30 quilts in just the first 10 days! And by the time you read this, many more of the beautiful quilts you have donated will also be on their way to their new homes! Buyers are snapping them up at the 'buy it now' price, and many more eager viewers are bidding on their favorites.

If you haven't been to see them yet, don't delay –head for TMC and follow the Trail of Quilts, and of course, don't miss the Live Auction on Saturday, October 15. There will be lots of excitement, starting with the Reception at 10 AM, followed by Meet the Quilters standing by their Live Auction quilts, at 11. The Live Auction begins at 11:30, with Corky Collins as our auctioneer. Come early and register for a bid number if you want to bid! Parking is available in the Northeast Parking Structure; use the Marshall Conference Center entrance.

The Silent Auction will close following the Live Auction, with section closures beginning at 2 PM, so you'll still have plenty of time to check the bid sheets and make your final bids! Bring a friend or two!

Quilt For a Cause wishes to thank all the Quilters who made and donated quilts for the auction, as well as everyone who helped hang them, and our wonderful quilt shops and many other community partners who helped in so many ways. We are anticipating that this is going to be another very successful fundraiser to support our mission of increasing awareness, offering detection and providing treatment of breast and gynecologic cancers. Thanks so much, Quilters, you are making a difference in the fight against women's cancers, right here in Tucson!



SEMI-ANNUAL BOOK SALE

October means The Tucson Quilters' Guild Semi-Annual Book Sale. Books will be on sale in the same room as the TQG Library– across the courtyard in the Education Room # 5.

Terrific buys! Cash only. Members only!

LIBRARY OPEN!

The TQG Library is open in Education Room #5. For new members the library is housed in bookcases in the northwest corner of the room. A member of the Library Committee is happy to help you locate the perfect book. Loan time is one month. If you are unable to return your books at the next meeting, please contact Diane Hartman at dhartman69080@gmail.com to renew your books. You can review the Library holdings on the Guild website. This is a terrific resource that TQG members are entitled to use.

The Library welcomes donations of quilt magazines and quilting books.

Books not used in Library are sold at the Semi-Annual Sale.

Magazine Sales for October will be suspended due to the Book Sale.

Send suggestions of new books for the Library to Diane Hartman at dhartman69080@gmail.com

Tucson Quilters Guild Basics

Who:	All Members
What:	Business Meeting —First Wednesday of every month in the Church Classroom. General Meetings - Second Wednesday of the month in the morning or the Tuesday evening preceding the second Wednesday - in the Parish Hall.
When:	Business Meeting — 9:30 AM ~ 10:30 AM General Meetings: Tuesday Evening —7:00~9:30 PM Wednesday Morning —9:30 AM~12:00 PM
Where:	St Frances Cabrini Church 3201 E. Presidio Near Fort Lowell and Country Club
(How): Parking	Guild members are asked to refrain from parking in the spaces in front of the Parish office; the Church wants these spaces to remain open for Church members who have business to attend to in the office. This is the small building to the east of our meeting room. PARKING NOTICE: Tuesday evening attendees: The Church's Family Classes are in session again, so PLEASE DO NOT PARK IN THE FRONT LOT. Use the side or back lot.
Why:	Come to get involved with all aspects of the Guild, to make new friends, learn new quilting skills, share, but most of all, to have FUN . But please, do not wear fragrance to meetings .
Cost:	Members (\$30/year, due in March) and Guests (\$5.00/meeting with guest speaker)

Reminder: Use of Cameras at Guild Meetings

As Roberta announced at the September Guild meeting the Board has had a discussion concerning the use of cameras for both still photography and video during our guest speaker presentations. Due to copyright concerns, photos may be taken only before the meetings, during the breaks, and after the meetings. No photography or videos will be permitted during the guest speaker presentations.

SH-Hh-h-h Phone App for TQG Meetings

<http://shushapp.com> The shush app allows you turn the volume of your ringer off for whatever amount of time you want. At the end of that time your phone's ringer will be turned on again. It is handy for those of us who forget to turn on the ringer again.

Remember: TQG Meetings Are Fragrance Free

Please remember to be kind to fellow members with allergies to scents and perfumes. Please attend the meetings fragrance / perfume free. It means another member can attend.

EMAIL LIST

The Guild now has an email list for easy communication with the members. Please log into the protected area of the website and put your name and email address into the box at the top of the page. After doing this, you will receive an email. You must click on the link after making the link into one long line. If this works, you will receive another email saying you were successful. If you have any problem with this, email me at quilter@tucsonquiltersguild.com.
Meg Silvern

TQG BOARD AND COMMITTEES

President	Roberta Sipes	rfsipes@gmail.com
Vice President	Elaine Romanelli	romanele@georgetown.edu
Endowment/ Donations	Sally Dickinson	749-9815
Membership	Kathy Barton	membership@tucsonquiltersguild.com
Member at Large, Evening	Kay Hendricks	325-4509
Member at Large, Morning	Evelyn George	325-0166
Programs Co-Director	Karen Fisher	Karen@karenfisherartquilts.com 572-8825
Programs Co-Director	Denise Withrow	quiltden@gmail.com 429-3936
2017 Quilt Show Co Director	Betty Anderson	bettyca@comcast.net
2017 Quilt Show Co Director	Reilly Zoda	sekmet73@cox.net
Secretary	OPEN	recsecretary@tucsonquiltersguild.com
Treasurer	Marie Morris	treasurer@tucsonquiltersguild.com
Bears	Christine McCollum	748-9165
Bees	Margaret Newman	
Corresponding Secretary	Mary Meserve	465-2785
Finance	Marie Morris	623-0123
Guild Pins	Diane Bach	bachdiane@yahoo.com
Guild Publicity	Elaine Romanelli	romanele@georgetown.edu
Historian	Cathy Dargel	746-9246
Holiday Block Exchange	July Gilmartin Colleen Babcock	jgilmartin@msn.com cjquilts@att.net
Hospitality	Christine McCollum Marie Luongo	748-9165
Library	Kathy Barton Diane Hartman	membership@tucsonquiltersguild.com newsletter@tucsonquiltersguild.com
Newsletter	Diane Hartman	newsletter@tucsonquiltersguild.com
Pattern of the Month	Evelyn George	quilter4ever@cox.net
Quilt A Thon	Paulette Worman Barbara Heiman	lavenderlady@centurylink.net bjheiman@hotmail.com
Quilting for Others	Mary Meserve Kathy Harris	465-2785 615-0541
Raffle Quilt 2017	Colleen Babcock	cjquilts@att.net
Raffle Quilt 2018	Colleen Babcock	cjquilts@att.net
Record Keeper	Mary Merserve	465-2785
Website	Meg Silvern	meg@silvern.com

Arizona Quilt Documentation Project – Tucson

There was NO September meeting. Many members were busy with the *American Quilt Study Seminar* in Tempe at that time. The next documentation meeting will be October 4th. The *Arizona Quilt Study Group* will meet at the *Arizona History Museum* on Saturday, October 22nd, at 10am. Guild members are welcome to attend. The topic will be *Pennsylvania German* quilts. A **Public Documentation** will be held at the *Arizona History Museum* on Sunday, November 13th 10AM – 3PM. Please contact either Sue Franklin suevette63@comcast.net or Kate Clark wlclark3@comcast.net if interested.

Meanwhile, let's review what documentation is all about. Its aim is to document, collect, and preserve information about quilts. It doesn't matter whether the quilt was made last week or in the 19th century. Even a quilt top may be documented if it was completed prior to the Bicentennial.

Documentation takes about 30 minutes. Before one is done, the owner completes both a release and three pages of owner information. If there is memorabilia related to the quilt, copies are included. The team uses a seven page tool when documenting a quilt. On this, the team describes the physical characteristics of the quilt, back and front. Not each item applies to every quilt. Pictures of the full quilt as well as close up views are taken.

Ultimately, results are entered into the *Quilt Index*, housed at *Michigan State University*. Each quilt, when documented, receives a fabric label with the documentation date and its unique documentation number. With that number, owner, or pattern name, the quilt may be accessed world-wide on the *Quilt Index* and the information viewed. Other related searches also may be initiated. Entry of documentation materials into the *Quilt Index* currently takes about nine months. Currently, all quilts documented during 2015 are on the *Quilt Index*.

Anyone is welcome to visit! For questions about quilt documentation or joining the team, please either call or email Tucson liaisons Sue Franklin, (520.490.4721; suevette63@comcast.net) or Terry Gryzb-Wysocki, (520.749.9326; terry-gw@mindspring.com). New members are welcome. Monthly training sessions are held from 9:30 until 12:30 at the *Ellie Towne Flowing Wells Community Center* on Ruthrauff Road.

Information about quilt documentation teams throughout Arizona may be obtained from Lynn Miller at either 480.632.2819 or azquilt doc@yahoo.com. Lynn also needs people familiar with the computer to aid her with data entry for the *Quilt Index*. Lynn does distance training which takes about two hours.

Sue Franklin

Newsletter Advertising

Members: \$5.00 for small want ads for Quilting/sewing related items
Quilt related businesses:
\$25 business card size
\$50 1/4 page, \$100 half page
For additional information and to reserve space in the next newsletter, email the newsletter editor:
newsletter@tucsonquiltersguild.com

Tucson Quilters Guild and Tucson's Quilt Fiesta! have a Facebook page! Since this is FREE publicity for our Guild and our show, ask your friends to 'like' the page. What can be better than free?



<https://www.facebook.com/pages/Tucson-Quilters-Guild-Tucsons-Quilt-Fiesta/121887434544473>

Your Members at Large Talk Back

As your Members at Large, Kay and I have received several interesting inquiries of late. Since some of these have been anonymously submitted, we have decided the best way to provide answers is to publish an occasional column in your newsletter. So, if you have asked these questions, hopefully you and other interested members will find the answers here:

Q: What is the difference between a Not For Profit and a Non Profit?.....*Anonymous*

A: Generally the two terms have the same meaning. Although the words can be used differently by different groups, the simplest way to distinguish between them is to think of “not-for-profit” as an **activity**, like making a quilt. The term “nonprofit” refers to an **organization** that is not intended to make a profit, like the Tucson Quilters’ Guild. The Guild is a 501 (c) 7, classified as a non-profit, educational corporation of the hobby club type. In a not-for-profit (or nonprofit) corporation, profits go back into the organization to be used for its operational expenses or other disbursements such as endowments or grants, rather than being distributed to its officers or members as dividends. In addition to how profits are distributed, the overall purpose of the organization will determine whether a corporation will qualify as a 501 (c) not-for-profit corporation. For lots more information, you might want to google it, like I did!

Q: What would happen to the monies of the Guild if it should cease to continue?*A Concerned Member*

A: Basically our corporation would be dissolved, and our assets would be sold by an appointed (and paid) fiduciary agent, in order to pay off our debts (contractual obligations, etc.). As to whether there would be any distribution to members if there were funds left after that, and as to whether those would be taxable income, most of what I have read indicates that a tax lawyer should be answering this question! But I did my bestas far as I could....If anyone knows more about this, please contribute it?

Q: Have we ever given any thought to a guild show every other year?.....*Anonymous*


A: Yes, this has been brought up, but it was not considered practical. The reason we still have a quilt show annually is we need that income to bring in our nationally known speakers to present lectures and workshops every year. Also, we might lose some of our great vendors if we only had the show every other year; and public attendance could suffer as well.

Thanks, Members, for asking....

Kay Hendricks - Tuesday evening Member at Large

Evelyn George - Wednesday morning Member at Large

Contact us at the meetings with your suggestions, questions or complaints, and we’ll take them to the Board. And we’ll do our best to bring you answers to your questions, here in the newsletter or personally, if you provide contact info. And of course, you are also invited to come to the business meetings, usually on the first Wednesday of each month, 9:30 AM in the Education room (where the Guild Library is located).



BEES, BEES, BEES

CENTRAL AREA:

Himmel Park Contact: Ruth Campbell, 792-1639

Where: Himmel Park Library; When: Third Wednesdays, 6:30 PM

EAST SIDE:

Art Quilters Contact: Laura Steiniger, 465-9100

Where: Quilters Market; When: Third Wednesdays, 10 AM to Noon

Charity Bee for more information call Susan 747-8458

Where: Quilters Market

When: 2nd Tuesday of the month at 1:00 pm

Evening Eastside Bee Contact: Arlene Svenson [520-822-8515](tel:520-822-8515)

Where: Unity Church of Peace, 1551 S Eastside Loop

When: First Thursdays, 6:30 – 9 PM

The Evening Eastside Bee does not meet during the summer.

UFO Bee (Bring your own UnFinished Objects)

Contact: Mary Meserve, marymes@aol.com

Where: Quilters Market

When: Tuesdays, 9:00 – 11:30 a.m.

Pacific Rim Quilting Bee Asian fabrics, donation quilts

Contact: Annette Meyer, shelbyme-eraz@cox.net; Susan Owara

Where: The Quilt Basket When: First Tuesdays, 10:00 a.m. – noon

East side Saguaro Needlers Bee Contact Joan Gilbert 722-3822.

Meets third Wednesday 1:00-4:00 in members homes.

GREEN VALLEY:

Hexies Bee English Paper Piecing, Contact: Carole Sullivan, 520-762-8652

Where: Friends Indeed Community Center, Green Valley, AZ

When: First Wednesdays, Noon – 3PM

North of the Border Contact: Babs Phillips, 393-6557

Where: M & I Bank, 270 W Continental, Green Valley; When: Thursdays 9:30 – Noon



SOUTH:

Quilts of Valor Bee Contact: Beth Glass, 241-0359

Where: Eagles Wings Quilting, 3949 E. 29th Street, Tucson, 85711

When: Third Thursdays, 1:00 – 4:00 PM

SOUTHWEST:

Southwest Side Bee All are welcome. Contact: Marie Morris, 520-403-6208 or 520-623-0123.


Where: GracePointe Church, 2555 W. Valencia Rd., Tucson

When: Mondays, 6:30 – 8:00 p.m.



The closed Bees list is on the TQG member website.

Bee coordinator—Margaret Newman





Pattern of the Month - October 2016

By Evelyn George

Scrappy Double 4-Patch Chain Quilt

Quilt at right, 54" x 66"; 20 12" blocks with 3" borders

Time to use up some of those scraps! Choose an equal amount of light and dark scraps, such as these Fall colors of reds, creams, browns and blacks, or your favorite colors. Please refer to the September 2016 Pattern of the Month, How To Make a Better 4-Patch, for full directions on clockwise pressing; when this pressing method is used, seams will be easier to match.


For the 20-block quilt shown, cut assorted 2" strips or squares and use to make 160 light/dark **4-patch units** measuring $3\frac{1}{2}$ " square; use clockwise pressing technique (snipping a connecting stitch at the center, if needed). Also cut 80 light and 80 dark $3\frac{1}{2}$ " squares.



Make 160



Cut 80



Cut 80

To make a **Double 4-patch unit** (shown at right), press seams toward *plain* squares, and position as shown, with *plain* squares at lower left and upper right →



make 40 light



make 40 dark

↑Double 4-patch units↑

Join 4-patches and plain squares to make 40 light and 40 dark **Double 4-Patch Units** (above).

Note: Diagonal chain effect is *dark*, on light unit, and *light*, on dark unit.

Press seams clockwise on reverse side, clipping a stitch at intersection if necessary.

Arrange two *light* and two *dark* **Double 4-Patch Units** to make a **Double 4-Patch Chain Block**, shown at right, pressing clockwise. (Make 20.)

Arrange blocks into 5 rows of 4 blocks each, keeping dark and light chains oriented diagonally as shown in quilt illustration, at top of page. Join rows to make quilt top. Add borders if desired; borders shown are cut $3\frac{1}{2}$ " wide and have $3\frac{1}{2}$ " 4-patches added to outer corners, for a finishing touch.



Double 4-Patch Chain Block↑

Make 20