



VOLUME 20 NO. 7

[HTTP://TUCSONQUILTERSGUILD.COM](http://tucsonquiltersguild.com)

September 2016

# FIESTA NEWS!

## 2016 Calendar

### Business Meeting:

Wed., Sept. 7, 9:30 AM

### General Meetings:

Tue., Sept. 13, 7:00 PM

Wed., Sept. 14, 9:30 AM

### Newsletter Deadline:

Submission deadline for the

#### October Newsletter:

Wed., September 21

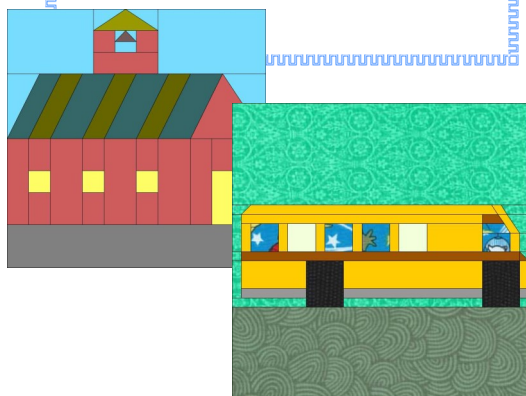
Articles should be sent to  
Newsletter Editor

Diane Hartman at

[newsletter@tucsonquiltersguild.com](mailto:newsletter@tucsonquiltersguild.com)

**2017 Quilt Fiesta! Show Committee Meeting** will be held **Friday, Sept. 30 at 10am** at the police station on the NW corner of Alvernon and 22<sup>nd</sup> Street.

We welcome new people!



## Grace Errea



Fiber artist, designer, quilter, and author, **Grace J. Errea**, began quilting in 2000. Her art focuses on the depiction of inspiring scenes in a **value based** contemporary-realistic manner. She feels very fortunate to have many of her first quilts become exhibited in juried shows and be recognized for their innovation in technique and depiction of nature and people.

In 2005 she chose to retire from a very successful career as an executive in a Fortune 500 computer and telecommunications company to devote herself to her art on a full-time basis. Grace is a self-taught artist and her work illustrates, and has been recognized for, exceptional primary use of values and secondary use of color. Her focus on value makes it easy for her and her students to create inspiring botanicals, landscape scenes, and portraits, in any color.

Grace's innovative techniques and her focus on value have attracted widespread interest from quilters, as well as national and international galleries, museums and publications. She has been invited to show her art and to teach overseas and in various locations in the United States. Her class offerings are well attended, in demand, and are presented in fun, informal, and educational manner.

She will be presenting her lecture "Quilter's Magical Journey" at our regular guild meetings, as well as two workshops on her method of Heat Set Machine Appliqué.

There are still openings in Grace's workshops:

September 15, Thursday Workshop: "Intro to Heat Set Machine Appliqué"

[Supply List](#) 3 openings

September 16, Friday Workshop: "Intro to Heat Set Machine Appliqué"

[Supply List](#) 8 openings

**Contact TQG Program Directors** if you would like to attend:

Karen Fisher, email: [Karen@karenfisherartquilts.com](mailto:Karen@karenfisherartquilts.com) or call 572-8825

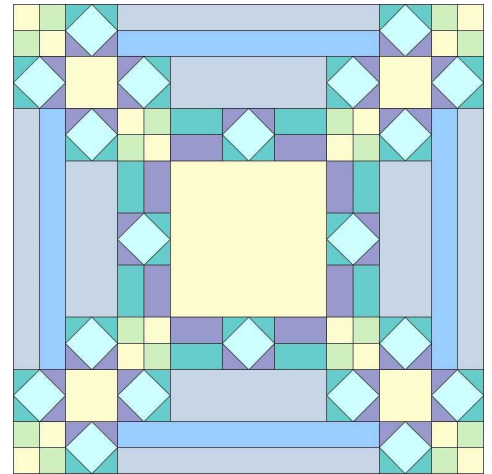
Denise Withrow, email: [quiltiden@gmail.com](mailto:quiltiden@gmail.com) or call 429-3936

## PRESIDENT'S MESSAGE

Remember last month I challenged you to learn a new quilting technique or skill or become familiar with a new tool? I learned how to make free form embroidery on my sewing machine using wash-away stabilizer. Some of you might be saying; 'Roberta, you're a little behind the power curve as this technique came out years ago.' Yes, I seem to remember seeing a demonstration of how it was done but at the time I couldn't think of any application that I could use it for and so my mind discarded the information. I think some of us had the same thoughts about various subjects in school when we were younger—like I'll never use Geometry or speak French! Well, I was partially wrong, I use Geometry and Mathematics in my quilting but have never found the need for French even though both my parents could speak the language. Win some, lose some—right!

Anyway getting back to the challenge, what did you learn? Have you taught it to another person? What did they think? Can you teach it to me? Let me know what results you've had with this new knowledge at [rfsipes@gmail.com](mailto:rfsipes@gmail.com).

Roberta Sipes



## TREASURER POSITION

We are seeking nominations for the position of Treasurer. Marie Morris has agreed most graciously to serve in the interim as the Treasurer while continuing as the Finance chair. The general membership has an opportunity to make nominations at the September meeting. We will also hold the election for the Treasurer and Secretary positions at the September meeting.

## QUILT-A-THON REPORT

Quilt-a-Thon 2016 is history! The Quilt-a-Thon was attended by approximately 25 members on Tuesday night and 43 on Wednesday. Thanks so much to all who participated, particularly the attendees who worked their little fingers to the bone making beautiful quilts that will be appreciated by the lucky recipients. Special thanks to those who served on the Quilt-a-Thon committee: Victoria Gumm, Connie Weigel, and my co-chair Paulette Worman.

There were 78 completed quilts by the end of Wednesday, although some were completed and delivered before the Quilt-a-thon. Approximately 60 partially completed quilts were taken home for tying to be returned at the September meetings. This more than meets our goal of 40 quilts each for our three selected charities.

A delightful surprise was a visit on Wednesday from Kevin (Family Loving Kare) with his two young sons. They brought us a lovely plate of chocolate chip cookies and a bit of art as a thank you.

Barbara Heiman

# 2017 Quilt Fiesta!

## Quilt Fiesta Co-Directors

Where can you see the 2017 Raffle Quilt?

### Quilt Shop Display Schedule:

October 2016 – The Quilt Basket

November 2016 – Cactus Quilts

December 2016 – Quilters Market

January 2017 – Arizona Vac & Sew/Eagles Wings

Go and see the raffle quilt. Take your friends. Sell them a raffle ticket or two or more. They will surely want some. The pictures are beautiful, but nothing beats seeing the actual quilt.

**Quilt Show Entries:** The deadline is getting closer, see Joan's note below. When you are making the photo of your quilt, please try to get the clearest, brightest image that you can. The Hanging Committee will thank you.

To all members who enter a quilt, thank you for sharing your quilts.

**2019 Raffle Quilt Designs** are due by Wednesday December 7<sup>th</sup>. We will vote at the holiday parties on December 13<sup>th</sup> and 14<sup>th</sup>. Designs can be turned in to Betty or Reilly.

**2018 Raffle Quilt** is being quilted. Many thanks to everyone who worked on the quilt top.

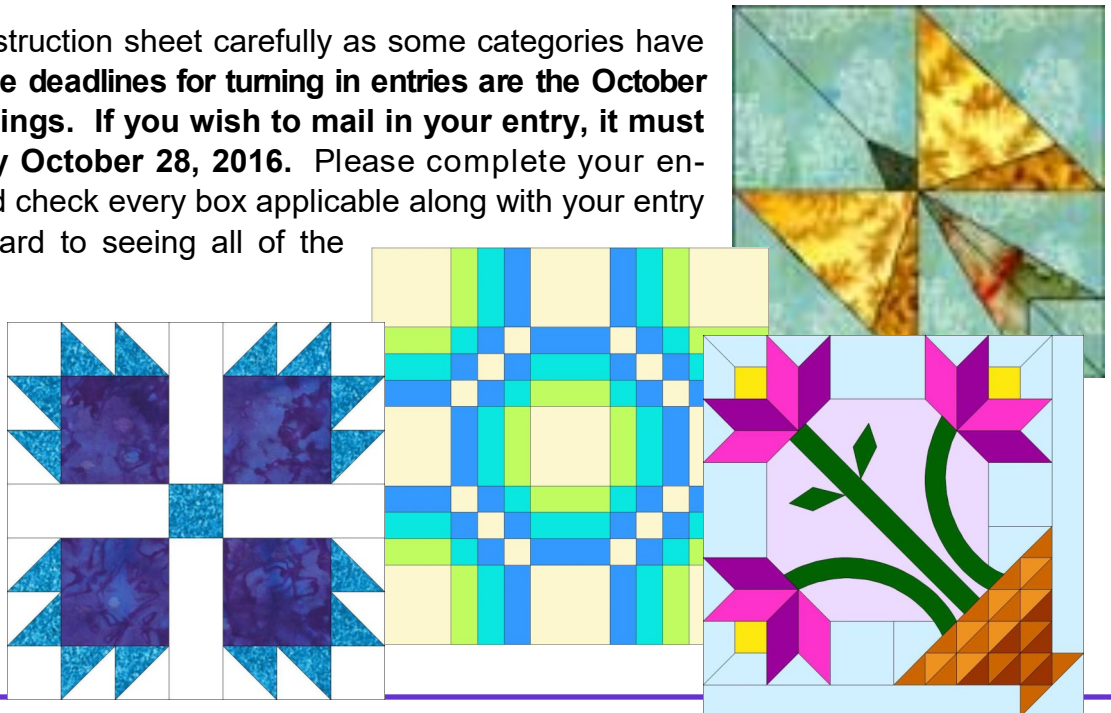
Betty Anderson ([bettyca@comcast.net](mailto:bettyca@comcast.net)) Reilly Zoda ([sekmet73@cox.net](mailto:sekmet73@cox.net))

## Entries

It is that time of year to start your quilt entry process for the February 2017 Quilt Show. The entry forms are on the web site and can be downloaded from there. I will have a few entry forms at the September meetings for those who cannot download the forms.

Please read the instruction sheet carefully as some categories have been changed. **The deadlines for turning in entries are the October 11<sup>th</sup> and 12<sup>th</sup> meetings. If you wish to mail in your entry, it must be postmarked by October 28, 2016.** Please complete your entry with picture, and check every box applicable along with your entry fee. Looking forward to seeing all of the beautiful quilts for the 2017 Quilt Show.

Joan Swanson



# 2017 Quilt Fiesta!

## Kids Row

Are you teaching your child to quilt? Are they taking a class at a shop? We encourage you to start thinking of having your child or grandchildren enter his/her quilt in the Quilt Fiesta 2017. We would like to see more children's quilts entered. What a thrill for them to see their own creations displayed at the quilt show—they will be so proud when they receive their ribbons! Kids should be age 17 or younger. All work on the quilts should be done by the child. Adults may help with the quilting and binding, and provide assistance and guidance that is appropriate to the age of the child. I will have entry forms at the Guild meetings, at all the local quilt shops this fall and there will be a copy on our Guild website for you to print out.

Deadline to turn in Kids Row [entry form](#) Nov. 9, 2016. Quilts will be turned in by February 8, 2017

For information contact:  
Diane Bach 745-6204 or Joyce Bott 349-6223  
Or email: [bachdiane@yahoo.com](mailto:bachdiane@yahoo.com)



## Vintage Quilt Turning

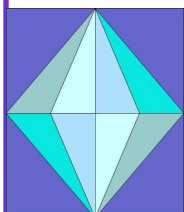
**Quilt Fiesta and the Vintage Quilt Turning!** Have you found a quilt to suggest for the next quilt turning? I now know of two that may be in the turning. My husband tells me if the committee runs short, all I need do is look around our home. Do you suppose he is suggesting I have too many old quilts?

Many of you have been traveling. On my travels, I found a lovely vintage crib quilt. What did you find? Quilts dating from 1950 or older will be lovely to behold at the next turning. Perhaps you don't know the story about your quilt; maybe you found it at a flea market, but its beauty caught your eye. We will tell a story about your quilt.

Eliza Calvert Hall noted that she had a heap o' comfort all her life making quilts and that in her old age she wouldn't take a fortune for them. Her memories are in those quilts; perhaps memories are in the quilts your mother or grandmother made. Please share them with us.

**Applications for the turning are on the Guild website.** If you have trouble getting one, please let me know. Contact Sue Franklin, chair, at 520.490.4721 or [suevette63@comcast.net](mailto:suevette63@comcast.net), or committee members Judy Breneman at [judyanneb@cox.net](mailto:judyanneb@cox.net), Eileen Mechling at [jemech@comcast.net](mailto:jemech@comcast.net), Kathie Miller at [kmmiller@hotmail.com](mailto:kmmiller@hotmail.com) or Sheryl Verts at [ksheryl@yahoo.com](mailto:ksheryl@yahoo.com) with questions or comments.

## 2017 Small Quilt Auction— OPPORTUNITY KNOCKS!



As I have been sorting through fabric, blocks and supplies in my sewing room, it occurred to me that this presents a wonderful opportunity to make and donate a small quilt for our annual auction. Perhaps you, too, have an odd block – a sample made for a larger quilt or maybe one from a block exchange that did not make it into a quilt. Or maybe you have a block of fabric from a panel that did not get used. Using one or more of these 'orphans' in small quilts is a perfect way to make a quilt for the silent auction to be held at the Quilt Fiesta in February. Why not take this opportunity to organize a corner of your space and find the beginnings of a small quilt? Quilts are due by the November meetings – the entry form can be found on our website. ~ Sally Dickinson



# 2017 Quilt Fiesta!

## **Raffle Tickets**

We hope everyone had a wonderful summer and is ready for what we call 'Fall' here in sunny Tucson. It is time to buckle down and do what needs doing to prepare for the Quilt Fiesta in February. One of those things we need to concentrate on is the sale of RAFFLE TICKETS.

As you all know, we ask each of our members to be responsible for at least \$10 worth (1 packet of 12 tickets) to help in this effort every year. We appreciate those of our members who have already picked up their tickets, but we need more of you to participate this year.

For our newer members, the funds raised in this Raffle, go into the treasury which provides all the things this Guild offers us - a meeting place, wonderful library, award winning guest speakers, fellowship of learning, sharing and displaying our creative efforts and forming new friendships with a shared interests.

Please help the Guild and do your part by participating in this fundraiser to support the Guild and all it has to offer. Come to the RAFFLE TICKET table at each of the monthly meetings. Pick up your packets or turn in your stubs and money. You can even ask for additional tickets any time.

Thank you, Patty and Jean

## **Remembering Dorothy Lee Award for Quilt Fiesta 2017**

This will be the second year to recognize the contributions that Dorothy Lee made to the Tucson Quilt Guild, to Quilt For a Cause, Inc. and the Pacific Rim Quilt Bee.

A committee will review all of the quilts in the Tucson Quilt Guild Fiesta in February 2017. All quilts will be considered, except Vendor Quilts. The committee will choose one quilt to receive the award that they consider to best exemplify the criteria that highlights Dorothy's Asian heritage in any of the following ways:

- Includes Asian-inspired fabric

- Uses an Asian technique in the design or quilting

- Has an Asian theme

- Includes Asian-style symbols or art

The award winner will be acknowledged after the first day of the Fiesta. The winner will receive a ribbon and be listed with other award winners at the Quilt Fiesta.

Last year, the award went to Janet Pugh for her quilt, "Waiting" which she has donated to Quilt For a Cause. The quilt can be seen on the website where all of the donated quilts are available for purchase: <http://quiltforacause.org/16-344-waiting-by-janet-pugh/>  
[www.Quiltforacause.org](http://www.Quiltforacause.org)



## Tucson Quilters' Guild Library Reopens in September

Six hundred hours of processing later, the 1650 books have been inventoried and regrouped according to broad quilting topics, such as Techniques, Seasonal, Appliqué, Patchwork, Surface Design, Embellishment, History, Ethnic, Miniatures, Design, Hand Quilting, Machine Quilting, Precut Patterns, and Modern. There are over 70 groupings to help the browser bump into a book to borrow.

In addition, specific books may be searched for by using the TQG Library database. The books can be searched by title, subtitle, author, or keywords. Currently, two computers will be on site to assist in the search process.

The Library Committee sincerely hopes the improved accessibility will result in additional use of the Library by TQG members.



The TQG Library is an asset available to all members. Books are borrowed for one month and only your membership number is necessary to complete the transaction.

The Library is located across the courtyard from where the TQG meetings are held. The Library is open before meetings and during the break between the business meeting and the speaker's presentation. On Tuesday evening the Library opens at 6:15 PM and on Wednesday morning at 8:30 AM.

Future Library plans include making the Library database available on the TQG website. Future steps depend on the use of the Library by the membership.

Visit the Library this month! Borrow a book or two!!

## Arizona Quilters' Surprise

The *American Quilt Study Group's* annual Seminar, to be held at the Tempe Mission Palms Hotel and Conference Center, will have three special exhibits, including one honoring Laurene Sinema. The exhibits will be open to the Arizona quilting community from 1-5 PM on Friday, September 16 and from 1-4:30 on Saturday, September 17. Laurene was the owner of the Quilted Apple, designed numerous patterns, co-directed the first *Arizona Quilt Documentation Project*, and was a guiding force to many quilters throughout Arizona. The cost to attend the exhibitions is \$5 and attendees also may visit on-site vendors. For more information, please contact Sue Franklin either by email ([suevette63@comcast.net](mailto:suevette63@comcast.net)) or phone (520.490.4721).

## Sad News

Phyllis Sirrine, owner of Quilters' Desert Patch, died suddenly on August 22nd. She was an amazingly kind and generous person and will be missed by all the quilters who ever met her.

## Holiday Block




Time is a wasting! Do you have your Holiday Block planned? or finished? It's easy, it's fun and it's time to begin thinking about what your block will be (if you haven't already). Here is a picture of a previous exchange block. Cool, huh?


## PRESIDENT'S CHALLENGE

So here are the "rules" for this year's President's Challenge, **In My Rose Garden:**

1. Size of quilt is 24" by 24". Let's keep to this size to help the Hanging Committee at the quilt show.
2. There must be at least one rose in the quilt that can be seen clearly. Fabric that contains roses does not count as a rose.
3. Any type of quilt is acceptable—appliqué, pieced, art, whole cloth, etc.
4. Quilt must have a hanging sleeve and a label containing quilt maker's name and title of the quilt. Additional information on the label is fine.
5. Challenge Hangtag applications/information is due by the November meetings. More details will be coming.
6. Quilts will be turned in to the President and displayed at the January meetings. Finalists will be also displayed at the February meetings. All quilts will be received in a cloth bag with the quilter's name on the edge.
7. President will be responsible (maintain custody) for all President's Challenge quilts and will ensure that they are hung at the Quilt Show. Challenge quilts will be returned to maker at the end of the show in their bag.
8. President reserves the right to refuse any quilt that does not follow these rules.



## President's Thank You Block



It is time to start working on a hearty "thank-you" for Roberta Sipes, our fearless TQG president, whose term will end in March of 2017. In keeping with tradition, we ask those of you who are so inclined to make a special quilt block for her using a common design and color palette.

Details are in the June Newsletter. We are looking for 6.5" Wonky Square-in-a-Square blocks using yellow and teal.

Blocks are due no later than the January general meeting.

Please remember to sign your blocks so that Roberta will have a personal memory of her time as TQG President.

# Tucson Quilters Guild

## PROGRAM NOTES

Click on the website address to look at the workshops in detail. Most websites will also have the Supply List needed for the class. The 1 day classes are \$50 and the 2 day classes are \$100. We can now accept credit cards. The classes are from 9:00 AM to 3:30 PM each day and they are held at the St. Francis Cabrini Church, 3201 E. Presidio, Tucson, AZ 85716 in the large multi-purpose room (the same location as the lectures). These workshops are a great opportunity for you to learn new quilting skills at a very reasonable price from professional quilters from all over the United States!

**Questions: Contact Program Directors: Karen Fisher or Denise Withrow**

Karen Fisher, email: [Karen@karenfisherartquilts.com](mailto:Karen@karenfisherartquilts.com) or call 572-8825

Denise Withrow, email: [quiltiden@gmail.com](mailto:quiltiden@gmail.com) or call 429-3936

## Upcoming Programs:

### October 2016

[Terrie Kygar](#)

October 11 & 12 Lecture: "Creative Crayon Quilts"  
October 13, Thursday Workshop: "Melt n Blend Hummingbird"

[Supply List](#) - same for both classes-13 openings  
October 14, Friday Workshop: "Melt n Blend Autumn"

[Supply List](#) - same for both classes-18 openings  
Signups open Now



### November 2016

[Melody Crust](#)

November 8 & 9 Lecture: "Fun and Fancy Embellishments"  
November 10, Thursday Workshop: "Fast Finishes"

[Supply List](#) -19 openings  
November 11, Friday Workshop: "Fun and Fancy-Make a Purse"  
[Supply List](#) -20 openings  
Signups open: Now

### December 2016 Holiday Block Exchange and Social

**2017**

### January 2017

[Ann Petersen](#)

January 10 & 11 Lecture: "Quilt as Desired"  
January 12, Thursday Workshop: "Curves Again" [Supply List](#) - 20 openings  
January 13, Friday Workshop: "Mini Licorice Star Garden" [Supply List](#) -20 openings  
Signups open: September 2016

### February 2017 2017 Quilt Fiesta!



## QUILT FOR A CAUSE

What a wonderful auction this is going to be! On September 10 we will hang all the quilts (360!) with their silent auction bid sheets and/or buy it now prices, to make a colorful Trail of Quilts in the main halls at Tucson Medical Center.

They will be displayed for bidding until the live auction day, Saturday October 15. Reception begins at 10 am followed by Meet the Quilters at 11 am, and the Live Auction begins at 11:30, with Corky Collins as auctioneer. Silent Auction closures begin at 2 pm.

With this, our 5th auction, we are again hoping to raise lots of money to help in the fight against breast and gynecologic cancers. Auction proceeds will go to TMC Foundation and St. Elizabeth's Health Center for their women's cancer programs. Thanks so much, Tucson quilters, you are making a difference!

*Hanging Volunteers should have received an email with detailed instructions. If you didn't get one, you can call Evelyn George at 325-0166 or email her at [quilter4ever@cox.net](mailto:quilter4ever@cox.net). Even if you didn't sign up, but would like to help, just show up at the Marshall Conference Center area at 9 am on Saturday, Sept. 10 --more volunteers are welcome!*

Evelyn George



## QUILTING FOR OTHERS

Quilting For Others is still seeking donations of  
**BRIGHT, FUN, HAPPY KID PRINTS!**

We are making up kits for pillowcases and stockings. Remember, those of you who do bring us yardage ( a minimum of a ¼ yard cut), will get your name entered in a prize drawing.

As always, the Quilting For Others Committee THANKS YOU for your generous donations of Pillowcases, Stockings and Quilts. Without YOU, our great members, the community wouldn't be blanketed with love.

Kathy Harris and Mary Meserve  
Quilting For Others Co-Chairs

# Tucson Quilters Guild

## The Guild Basics

<b>Who:</b>	All Members
<b>What:</b>	<b>Business Meeting</b> —First Wednesday of every month in the Church Classroom. <b>General Meetings</b> - Second Wednesday of the month in the morning or the Tuesday evening preceding the second Wednesday - in the Parish Hall.
<b>When:</b>	<b>Business Meeting</b> — 9:30 AM ~ 10:30 AM <b>General Meetings:</b> Tuesday Evening —7:00~9:30 PM Wednesday Morning —9:30 AM~12:00 PM
<b>Where:</b>	St Frances Cabrini Church 3201 E. Presidio Near Fort Lowell and Country Club
<b>(How):</b> Parking	Guild members are asked to refrain from parking in the spaces in front of the Parish office; the Church wants these spaces to remain open for Church members who have business to attend to in the office. This is the small building to the east of our meeting room. <b>PARKING NOTICE:</b> Tuesday evening attendees: The Church's Family Classes are in session again, so PLEASE DO NOT PARK IN THE FRONT LOT. Use the side or back lot.
<b>Why:</b>	Come to get involved with all aspects of the Guild, to make new friends, learn new quilting skills, share, but most of all, to have <b>FUN</b> . But please, <b>do not wear fragrance to meetings</b> .
<b>Cost:</b>	Members (\$30/year, due in March) and Guests (\$5.00/meeting with guest speaker)

## Tucson Quilters' Guild October Book Sale

Do you have books or magazines that you would like to **Get Out of the House?**

Bring your donations to the September meeting.

Mark your calendar for the October Semi-Annual Sale!

### Remember: TQG Meetings Are Fragrance Free

Please remember to be kind to fellow members with allergies to scents and perfumes. Please attend the meetings fragrance / perfume free. It means another member can attend.

### EMAIL LIST

The Guild now has an email list for easy communication with the members. Please log into the protected area of the website and put your name and email address into the box at the top of the page. After doing this, you will receive an email. You must click on the link after making the link into one long line. If this works, you will receive another email saying you were successful. If you have any problem with this, email me at [quilter@tucsonquiltersguild.com](mailto:quilter@tucsonquiltersguild.com).  
Meg Silvern

## TQG BOARD AND COMMITTEES

President	Roberta Sipes	<a href="mailto:rfsipes@gmail.com">rfsipes@gmail.com</a>
Vice President	Elaine Romanelli	<a href="mailto:romanele@georgetown.edu">romanele@georgetown.edu</a>
Endowment/ Donations	Sally Dickinson	749-9815
Membership	Kathy Barton	<a href="mailto:membership@tucsonquiltersguild.com">membership@tucsonquiltersguild.com</a>
Member at Large, Evening	Kay Hendricks	325-4509
Member at Large, Morning	Evelyn George	325-0166
Programs Co-Director	Karen Fisher	<a href="mailto:Karen@karenfisherartquilts.com">Karen@karenfisherartquilts.com</a> 572-8825
Programs Co-Director	Denise Withrow	<a href="mailto:quiltden@gmail.com">quiltden@gmail.com</a> 429-3936
2017 Quilt Show Co Director	Betty Anderson	<a href="mailto:bettyca@comcast.net">bettyca@comcast.net</a>
2017 Quilt Show Co Director	Reilly Zoda	<a href="mailto:sekmet73@cox.net">sekmet73@cox.net</a>
Secretary	Gretchen Galbraith	<a href="mailto:recsecretary@tucsonquiltersguild.com">recsecretary@tucsonquiltersguild.com</a>
Treasurer	Marie Morris	<a href="mailto:treasurer@tucsonquiltersguild.com">treasurer@tucsonquiltersguild.com</a>
Bears	Christine McCollum	748-9165
Bees	Margaret Newman	
Corresponding Secretary	Mary Meserve	465-2785
Finance	Marie Morris	623-0123
Guild Pins	Diane Bach	<a href="mailto:bachdiane@yahoo.com">bachdiane@yahoo.com</a>
Guild Publicity	Elaine Romanelli	<a href="mailto:romanele@georgetown.edu">romanele@georgetown.edu</a>
Historian	Cathy Dargel	746-9246
Holiday Block Exchange	July Gilmartin Colleen Babcock	<a href="mailto:jgilmartin@msn.com">jgilmartin@msn.com</a> <a href="mailto:cjquilts@att.net">cjquilts@att.net</a>
Hospitality	Christine McCollum Marie Luongo	748-9165
Library	Kathy Barton Diane Hartman	<a href="mailto:membership@tucsonquiltersguild.com">membership@tucsonquiltersguild.com</a> <a href="mailto:newsletter@tucsonquiltersguild.com">newsletter@tucsonquiltersguild.com</a>
Newsletter	Diane Hartman	<a href="mailto:newsletter@tucsonquiltersguild.com">newsletter@tucsonquiltersguild.com</a>
Pattern of the Month	Evelyn George	<a href="mailto:quilter4ever@cox.net">quilter4ever@cox.net</a>
Quilt A Thon	Paulette Worman Barbara Heiman	<a href="mailto:lavenderlady@centurylink.net">lavenderlady@centurylink.net</a> <a href="mailto:bjheiman@hotmail.com">bjheiman@hotmail.com</a>
Quilting for Others	Mary Meserve Kathy Harris	465-2785 615-0541
Raffle Quilt 2017	Colleen Babcock	<a href="mailto:cjquilts@att.net">cjquilts@att.net</a>
Raffle Quilt 2018	Colleen Babcock	<a href="mailto:cjquilts@att.net">cjquilts@att.net</a>
Record Keeper	Mary Meserve	465-2785
Website	Meg Silvern	<a href="mailto:meg@silvern.com">meg@silvern.com</a>

## SH-Hh-h-h Phone App for TQG meetings

<http://shushapp.com> The shush app allows you turn the volume of your ringer off for whatever amount of time you want. At the end of that time your phone's ringer will be turned on again. It is handy for those of us who forget to turn on the ringer again.

## Arizona Quilt Documentation Project – Tucson

In August, after a short business meeting that included an update on the September *American Quilt Study Group's* annual meeting in Tempe, documentation ruled the day. Becky's quilt, *Mike's Walkabout* went first. Becky used adaptations of *New York Beauty* and *Mariner's Compass* patterns for this lovely quilt. She used aboriginal fabrics and did her own quilting. Judy brought an interesting piece from Gary's family, *A Quilt in A Quilt*. She opened part of a seam to demonstrate how the inner quilt had been used as a batting. The quilt was very lumpy!

Sue brought a *Grandmother's Flower Garden* quilt that her mother-in-law's mother pieced in the 1930s and then gave it to newlyweds Sue and Greg in 1963 who used it for many years. Photographer, Peggy, was enchanted by the fabric in one of the hexagon flowers. Terry's contribution was a Mennonite, whole cloth, hand-quilted beauty, she called *Just Blue*. One side was a light blue; the other dark. Terry noted the only way she could determine the front was to check the binding. The final quilt documented was a wall hanging, hand appliquéd and quilted by Sue. The *Ruched Rose Medallion* quilt was a project from the Elly Sienkiewicz Appliqué Academy of 2014

Anyone is welcome to visit! There will be **NO** September meeting. For questions about quilt documentation or joining the team, please either call or email Tucson liaisons Sue Franklin, (520.490.4721; [suevette63@comcast.net](mailto:suevette63@comcast.net)) or Terry Gryzb-Wysocki, (520.749.9326; [terry-gw@mindspring.com](mailto:terry-gw@mindspring.com)). New members are welcome. Monthly training sessions are held from 9:30 until 12:30 at the *Ellie Towne Flowing Wells Community Center* on Ruthrauff Road.

Information about quilt documentation teams throughout Arizona may be obtained from Lynn Miller at either 480.632.2819 or [azquilt doc@yahoo.com](mailto:azquilt doc@yahoo.com). Lynn also needs people familiar with the computer to aid her with data entry for the *Quilt Index*. Lynn does distance training which takes a couple hours.

Sue Franklin

## Newsletter Advertising

Members: \$5.00 for small want ads for Quilting/sewing related items  
Quilt related businesses:  
\$25 business card size  
\$50 1/4 page, \$100 half page  
For additional information and to reserve space in the next newsletter, email the newsletter editor:  
[newsletter@tucsonquiltersguild.com](mailto:newsletter@tucsonquiltersguild.com)

Tucson Quilters Guild and Tucson's Quilt Fiesta! have a Facebook page! Since this is FREE publicity for our Guild and our show, ask your friends to 'like' the page. What can be better than free?



<https://www.facebook.com/pages/Tucson-Quilters-Guild-Tucsons-Quilt-Fiesta/121887434544473>



# BEES, BEES, BEES

## CENTRAL AREA:

**Himmel Park** Contact: Ruth Campbell, 792-1639  
Where: Himmel Park Library; When: Third Wednesdays, 6:30 PM

## EAST SIDE:

**Art Quilters** Contact: Laura Steiniger, 465-9100

Where: Quilters Market; When: Third Wednesdays, 10 AM to Noon

**Charity Bee** for more information call Susan 747-8458

Where: Quilters Market

When: 2nd Tuesday of the month at 1:00 pm

**Evening Eastside Bee** Contact: Arlene Svenson [520-822-8515](tel:520-822-8515)

Where: Unity Church of Peace, 1551 S Eastside Loop

When: First Thursdays, 6:30 – 9 PM

The Evening Eastside Bee does not meet during the summer.

**UFO Bee** (Bring your own UnFinished Objects) Contact: Mary Meserve,

[marymes@aol.com](mailto:marymes@aol.com)

Where: Quilters Market

When: Tuesdays, 9:00 – 11:30 a.m.

**Pacific Rim Quilting Bee** Asian fabrics, donation quilts

Contact: Annette Meyer, [shelbyme-eraz@cox.net](mailto:shelbyme-eraz@cox.net); Susan Owara

Where: The Quilt Basket When: First Tuesdays,

10:00 a.m. – noon

**East side Saguaro Needlers Bee** Contact Joan Gilbert 722-3822.

Meets third Wednesday 1:00-4:00 in members homes.

## GREEN VALLEY:

**Hexies Bee** English Paper Piecing, Contact: Carole Sullivan, 520-762-8652

Where: Friends Indeed Community Center, Green Valley, AZ

When: First Wednesdays, Noon – 3PM

**North of the Border** Contact: Babs Phillips, 393-6557

Where: M & I Bank, 270 W Continental, Green Valley; When: Thursdays 9:30 – Noon



## SOUTH:

**Quilts of Valor Bee** Contact: Beth Glass, 241-0359

Where: Eagles Wings Quilting, 3949 E. 29<sup>th</sup> Street, Tucson, 85711

When: Third Thursdays, 1:00 – 4:00 PM

## SOUTHWEST:

**Southwest Side Bee** All are welcome.

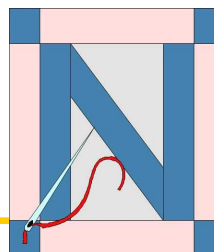
Contact: Marie Morris, 520-403-6208 or 520-623-0123.

Where: GracePointe Church, 2555 W. Valencia Rd., Tucson

When: Mondays, 6:30 – 8:00 p.m.

**The closed Bees list is on the TQG member website.**

Bee coordinator—Margaret Newman






Pattern of the Month - September 2016


By Evelyn George

## How to Make a Better 4-Patch

*Basic 4-Patch units are found in so many quilt block designs! Here are some little tricks to make it easier to get perfectly matched seams and make the blocks nice and flat so your top will be easier to quilt. "Clockwise pressing" can really help seams match -if you haven't tried this yet, you'll be glad you learned it!*



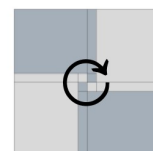
First, when joining light and dark squares, the *initial seams must be pressed toward the dark*. Then, when joining the 2 light/dark pieced sections to make a 4-patch, position *dark squares in lower left and upper right* positions, like this →



Since seams are pressed to the dark, they now go in opposite directions, so they are easy to match. Flip the right hand section back onto the left hand section, as in turning a page. Now they are right sides together and the two seams butt up against each other and get pushed together, not apart, as you stitch. Use fingers to feel the "match" and hold it as you stitch, and you may not even need to pin.




Turn the 4-patch over, and from the back side, use your fingers to open up and flatten out the center joint (clip a stitch if necessary), fanning and pressing all the seams into a *clockwise rotation*. Press from back first, then front. (*Now, half of the seams are pressed to the light; and that's how it needs to be.*)



back side

To make a Double 4-patch block (shown at right), press seams toward *plain* squares, and position like this→ with the *plain squares at lower left and upper right*. Assemble the block, then on reverse side, clip the connecting stitch (if you chain pieced them) and flatten out the center joint and fan the seams *clockwise*, as you did for the smaller units.



Double 4-Patch

Whenever possible, press all your 4-patch seams clockwise; then when joining into blocks and rows, the seams will all butt together perfectly. (*However, if some are pressed clockwise and some counter-clockwise, it won't work; there will be bulky spots and seams will be harder to match and harder to quilt.*)

**Coming Next Month: A 4-Patch Quilt!**