



VOLUME 20 NO. 5

[HTTP://TUCSONQUILTERSGUILD.COM](http://tucsonquiltersguild.com)

July 2016

FIESTA NEWS!


2016 Calendar

Business Meeting:
Wed, July 6, 9:30 AM

General Meetings:
Tue., July 12, 7:00 PM
Wed., July 13, 9:30 AM

Newsletter Deadline:
Submission deadline for the
July Newsletter:
Wed., July 20
Articles should be sent to
Newsletter Editor
Diane Hartman at
newsletter@tucsonquiltersguild.com

**2017 Quilt Fiesta! Show
Committee Meeting** will
NOT be held in July.



July Round Robin

Have you ever considered writing a book or making a pattern for a quilt that was all your own idea? The idea isn't really so far-fetched—all the quilting books in your own library were written by someone who started out the same way you did, as a beginner.

In July, we will have our traditional Round Robin with multiple presenters, but with a twist. Each of our presenters is a guild member who has taken that next step and written a book or patterns designed to be used by someone else. You may already have experienced patterns or books that were not clearly written, so you understand that there is quite a process to making that book or pattern inspiring, useful, and with easy-to-follow directions to your next successful quilt.

However, for those of you who have trouble hearing at our round robin presentations, we are changing the format a little. Our audience members will stay seated, while our speakers change. That way, no-one is trying to hear or speak over other presenters, and each speaker will only present once. Our authors/members will have items for sale at the end of the meeting, after all of them have finished speaking.

We hope all of you who are in town will join us for a little cool spell, and get to know some of our local authors. See you in July.

President's Message


I have a new little sewing buddy. He comes over and we sit on the couch and sew together on a daily basis. It doesn't matter what I'm working on, he just likes the textures and designs of the fabric that I've chosen to use that day. Sometimes he makes comments about my selections and sometimes he forgets his manners and makes a grab for the material. I have to constantly remind him that we quilters use sharp and/or pointy things that could hurt him. Spools of thread really intrigue him too but like any little one everything goes in the mouth. Then he looks at me with those big, trusting eyes like he really knows what I'm saying. Sometimes we don't get much done as he has his own agenda for my "sewing time". I figure, he's really a young fella and maybe it's just more important to play a game of "Hide & Seek" or go sit on the back porch and watch the grass grow. So if you are spending the summer sewing with a small child, or kitty, puppy, or even another adult, please be safety conscience. Some small object can get into or under someone's foot or be swallowed and we sure don't want that to happen, even to ourselves. I know as I've stepped on a needle someone else dropped and it hurt just the same.

My sewing buddy, Edmond, just woke up from a nap. In case you haven't guessed, he's a puppy who will be 14 weeks old on the 4th of July. Have a safe and wonderful 4th of July weekend.

Roberta Sipes



Fiscal Year 2015/2016 Grant Awards



The Grants committee met in May to review four grant applications. The TQG budget had \$10,000 allocated for grant awards for the 2015/2016 budget year. The committee selected two recipients for the grants for the current fiscal year.

\$2,000 has been awarded to the Smoki Museum in Prescott to be used to help defray expenses incurred by the Hopi quilters during the show. The exhibit, titled Clay to Cloth, shows the transition of ancient designs into the contemporary art form of quilting. During the exhibit, on one weekend each month there will be demonstrations given by Hopi quilters. This special exhibit runs from August 6th to December 31st, 2016

\$8,000 has been awarded to the Arizona History Museum to be used towards the preservation of historical quilts through improved storage facilities, repair, and cleaning.

Watch for more information in future issues from each of these organizations. Sally Dickinson

Quilt-a-Thon

First of all, a great big THANK YOU to all who've contributed of your time and stashes for our upcoming Quilt-a-Thon. I asked for fabric and was inundated. I scheduled not just one, but three cutting parties and you came, not only to cut, but with more fabric as well. I passed out dozens of kits for quilt tops and they're coming back with a vengeance.

Just a few details about the actual Quilt-a-Thon. It takes place in August on our normal meeting dates. In particular, we'll be meeting on Tuesday, August 9, ~6:30-9:00 p.m. and on Wednesday, August 10, ~9:00 a.m.-3:00 p.m. If you can't stay the entire time, just come when you can and leave when you must.

Our wonderful hospitality committee provides light refreshments on Tuesday evening and lunch on Wednesday. To help them plan, we'd like an approximate headcount of those who will be attending. If you haven't already signed up, please do so at our July meetings. If you won't be there in July, drop me a note or give me a call.

As for what to bring, most importantly, yourself. Above and beyond this, we'll need some of you to bring sewing machines to sew the layers together before tying. If you are bringing your sewing machine, also bring the usual supplies--snips, thread, spare needles, etc. For tying, you might want a pair of scissors for clipping thread, a thimble if you use one, and, if you're an experienced, particular ty-er, your favorite tying needle. If you'd prefer to help with layering and turning things right-side out, you might want cutting supplies (rotary cutters, mats, rulers, fabric scissors). Having said all this, we have scissors, needles, thread, and rotary cutting needs, so if all you can bring is yourself, we're set!

Please see Barbara Heiman (bjheiman@hotmail.com, 427-0930) or Paulette Worman (lavendarlady@centurylink.net) for more details.



Don't Forget to Make your President's Thank You Block

It is time to start working on a hearty "thank-you" for Roberta Sipes, our fearless TQG president, whose term will end in March of 2017. In keeping with tradition, we ask those of you who are so inclined to make a special quilt block for her using a common design and color palette.

Details are in the June Newsletter. We are looking for 6.5" Wonky Square-in-a-Square blocks using yellow and teal.

Blocks are due no later than the January general meeting.

Please remember to sign your blocks so that Roberta will have a personal memory of her time as TQG president.

What is this?



At a recent Guild Business meeting our Guild logo arose and as might be a question that more I want to give the readers of this newsletter a little better understanding of our logo. Not many members at that Business meeting knew the history, so I doubt that overall many members know where and how this logo became associated with the Tucson Quilters Guild.

The earliest version of this logo appeared in the November 1983 newsletter when we were called the Quilters Guild of Tucson. The Cactus Flower block which is the centerpiece of our logo was on its side and our President was Cheryl Sisco. By April, the Cactus Flower was on point, as it appears in our logo. But how did this pattern become associated with us? One of our members, in the 1980's was Ilene Laurie Sivers, who went by her two husbands names- Laurie Sivers. Yes, Laurie was her first husband's last name, which Ilene used when she married him. Then when she remarried, she took her husband Tom's last name also, and was then pleased to drop the name Ilene (which she professed to hate) and became known as Laurie Sivers.

Laurie was a pattern designer and had her own business, Cactus Flower Designs. Her business Logo was the Cactus Flower block on its side, just like our earliest logo version. She submitted her logo to the membership as a possible logo, and it was accepted in 1983. In 1984, the Quilters Guild of Tucson incorporated and when Laurie became President of the Guild in 1986, she wrapped that name around the logo and it remained until April of 1987. Because of complications with the non-profit filing of our application, in April of that year we refiled our application for non-profit status with the US Government as the Tucson Quilters Guild, Inc. The logo then became the Cactus Flower Block with those words wrapped around the circle that enclosed the block. This has therefore been our logo since we came into existence in 1987.


Holiday Blocks

Anybody up for Christmas in July? After our record breaking heat, it could be a sign to THINK COOL, go to the machine and create your block for the holiday exchange! Anything goes, for design. No changes in size (still 12.5" block-including 1/4" seam), labeling, just get sewing! And besides, think of the bragging rights! "My holiday block is finished, and it's only (insert date here)." The blocks last December were outstanding and there were many special designs to enjoy, so join in the fun. If you are new to the holiday exchange, the complete details are available on TQG website.

2017 Quilt Fiesta!

Quilt Fiesta Co-Directors

The 2017 Entry Forms are now available on the Guild Website, (tucsonquiltersguild.com). You will find them on the password protected page under Quilt Show. Print as many forms as needed. You will need an entry form for each quilt entered; you may enter up to 3 quilts. We will also have some hard copies available at the General Meetings between now and October.



Entry forms and fees can be turned in or mailed to, Joan Swanson, 520 W Calle Lindero, Tucson, AZ 85704. All entry forms must be submitted no later than October 11 or 12 at the General meetings, or be post marked No later than Friday October 28, 2016.

You must be a TQG member with active status as of October 12, 2016 to enter a quilt in the 2017 show. All entries must have been made or worked on by the member or owned by the member. Entries may not have been displayed in a previous Tucson Quilters Guild show.

2019 Raffle Quilt Designs are due by Wednesday December 7, 2016. We will vote at the Holiday Parties on December 13 and 14. Designs can be turned in to Betty or Reilly.

The Door Prize committee position is still open. If you are interested, please contact Betty or Reilly.

We hope everyone is having a good summer.

Betty Anderson (bettyca@comcast.net)


Reilly Zoda (sekmet73@cox.net)

Raffle Tickets

The Raffle Tickets are here and ready for member pick-up. Members may pick up as many packets as they wish, and do not have to pay for them until the tickets are sold and the stubs are turned in. Additional packets are available any time at meetings or by phone or e-mail.

These tickets are not hard to sell. Just show the photo at bowling, card games, choir practice or any other place you see friends.

Again this year we will be giving prizes for highest sales in each month as well as a prize at the end of the year for most tickets sold overall.



This year Jean Owara will be my Co-Chair on this committee and she will be attending the evening meetings to hand out the Raffle Ticket packets and to collect any stubs and money that are turned in.

We are both looking forward to a wonderful show in February and to a successful quilt raffle. Thank you for your participation in this project.

PATTY KRUSE: 885-2069 krusequilter@yahoo.com

JEAN OWARA: 298-6325 wojogin@aol.com

2017 Quilt Fiesta!

Kids Row

Are you teaching your child to quilt? Are they taking a class at a shop? We encourage you to start thinking of having your child or grandchildren enter his/her quilt in the Quilt Fiesta 2017. We would like to see more children's quilts entered. What a thrill for them to see their own creations displayed at the quilt show—they will be so proud when they receive their ribbon! Kids should be age 17 or younger. All work on the quilts should be done by the child. Adults may help with the quilting and binding, and provide assistance and guidance that is appropriate to the age of the child. I will have entry forms at the guild meetings, at all the local quilt shops this fall and there will be a copy on our guild website for you to print out.

Deadline to turn in Kids Row [entry form](#) Nov. 9, 2016. Quilts will be turned in by February 8, 2017.

For information contact:

Diane Bach 745-6204 or Joyce Bott 349-6223

Or email: bachdiane@yahoo.com



©Maria Bell - illustrationsOf.com/1089743

Vintage Quilt Turning


Quilt Fiesta and the Vintage Quilt Turning! Have you been searching for the perfect quilt to submit for the 2017 show? Summer is travel time and if you don't have one in your home, you may find a treasure on your trip. Applications for the turning are on the *Guild* website.

In the *Romance of the Patchwork Quilt*, Carrie Hall and Rose Kretsinger note that "Great Grandmother had no movies, no automobiles, no airplanes, no radios; is it any wonder she wove her pleasure into patchwork quilts?"

Please contact Sue Franklin, chair, at 520.490.4721) or suevette63@comcast.net, or committee members Judy Breneman at judyanneb@cox.net, Eileen Mechling at jemech@comcast.net, Kathie Miller at kmmiller@hotmail.com or Sheryl Verts at ksherylv@yahoo.com with questions or comments

2017 Small Quilt Auction

It's the Dog Days of Summer – so hot you have no desire to leave the house! The perfect time to change orphan blocks, stray needlework and BOM treasures into small quilts! Think borders and binding.



This year's Small Quilt charities, **Youth on Their Own** and the **Hope Animal Shelter**, will benefit from your mid-summer experimentation.

Quilt requirements: Quilts are not to exceed 80" total around the perimeter.


* Quilts should have a 2" hanging sleeve across the top edge.

* Quilts are due by the November meetings. That's it!

Get sewing. Banish the heat for an afternoon!

Take Grace Errea's "Intro to Heat Set Machine Appliqué" on Thursday **OR** Friday

There seems to be more interest in Grace Errea's "Intro to Heat Set Machine Appliqué." Therefore, we have decided to offer that workshop for 2 days rather than only on September 15th. We would like some of those who have signed up for the workshop on Thursday to shift to the Friday workshop.



We have sent emails concerning this to many but if you did not receive and email and answered it, PLEASE EMAIL US, LET US KNOW IF YOU ARE MOVING TO THE FRIDAY WORKSHOP: for Denise; quiltiden@gmail.com or for Karen; Karen@karenfisherartquilts.com.

We would like to have an even number of people on each day. This also allows us to open up more spaces for this popular workshop.


There are spaces available on both Thursday, September 15th and Friday September 16th

Remember you can pay for your class with a credit card!

Reminder: President's Challenge

So here are the "rules" for this year's President's Challenge, **In My Rose Garden:**

1. Size of quilt is 24" by 24". Let's keep to this size to help the Hanging Committee at the quilt show.
2. There must be at least one rose, in the quilt that can be seen clearly. Fabric that contains roses does not count as a rose.
3. Any type of quilt is acceptable—appliqué, pieced, art, whole cloth, etc.
4. Quilt must have a hanging sleeve and a label containing quilt maker's name and title of the quilt. Additional information on the label is fine.
5. Challenge Hangtag applications/information is due by the November meetings. More details will be coming.
6. Quilts will be turned in to the President and displayed at the January meetings. Finalists will be also displayed at the February meetings. All quilts will be received in a cloth bag with the quilter's name on the edge.
7. President will be responsible (maintain custody) for all President's Challenge quilts and will ensure that they are hung at the Quilt Show. Challenge quilts will be returned to maker at the end of the show in their bag.
8. President reserves the right to refuse any quilt that does not follow these rules.



Tucson Quilters Guild


PROGRAM NOTES

Click on the website address to look at the workshops in detail. Most websites will also have the Supply List needed for the class. The 1 day classes are \$50 and the 2 day classes are \$100. The classes are from 9:00 AM to 3:30 PM each day and they are held at the St. Francis Cabrini Church, 3201 E. Presidio, Tucson, AZ 85716 in the large multi-purpose room (the same location as the lectures). These workshops are a great opportunity for you to learn new quilting skills at a very reasonable price from professional quilters from all over the United States!

Questions: Contact Program Directors: Karen Fisher or Denise Withrow


Karen Fisher, email: Karen@karenfisherartquilts.com or call 572-8825

Denise Withrow, email: quiltdden@gmail.com or call 429-3936



Upcoming Programs:

August 2016 QUILT-A-THON



September 2016 - [Grace Errea](#)

September 13 & 14 Lecture: "Quilters Magical Journey"

September 15, Thursday Workshop: "Intro to Heat Set Machine Appliqué"

[Supply List](#) 9 openings

September 16, Friday Workshop: **Repeat of**
"Intro to Heat Set Machine Appliqué"

[Supply List](#) 9 openings

See article on Grace's workshops on page 7.

October 2016 - [Terrie Kygar](#)

October 11 & 12 Lecture: "Creative Crayon Quilts"

October 13, Thursday Workshop: "Melt n Blend Hummingbird"

[Supply List](#) 14 openings

October 14, Friday Workshop: "Melt n Blend Autumn"

[Supply List](#) 17 openings

Signups open NOW.

November 2016 - [Melody Crust](#)

November 8 & 9 Lecture: "Fun and Fancy Embellishments"

November 10, Thursday Workshop: Thursday "Fast Finishes" [Supply List](#)

Nov 11, Friday Workshop "Fun and Fancy-Make a Purse" [Supply List](#)

Signups open: July 2016

QUILTING FOR OTHERS

Quilting For Others is still seeking donations of
BRIGHT, FUN, HAPPY KID PRINTS!


We are making up kits for pillowcases and stockings. Remember, those of you who do bring us yardage (a minimum of a ¼ yard cut), will get your name entered in a prize drawing.

Don't forget the **Summer Challenge**— Each member is challenged to make a minimum of 2 pillowcases and 2 stockings and bring to the next meetings. Patterns are on the TQG website.

As always, the Quilting For Others Committee THANKS YOU for your generous donations of Pillowcases, Stockings and Quilts. Without YOU, our great members, the community wouldn't be blanketed with love.

Kathy Harris and Mary Meserve
Quilting For Others Co-Chairs

QUILT FOR A CAUSE



Thank you, Quilters, you are absolutely amazing! We now have received almost 350 quilts for the auction! Many of them have been on display around the community, over 40 have been sold at the 'buy me now' price, and soon all of them will be auctioned off to the highest bidder. Each quilt will go home with a lucky new owner, and the auction proceeds will be again donated to TMC and St. Elizabeth's Health Center for their women's cancer programs. We have raised over \$750,000 in our first 4 auctions and now are reaching for that million dollar mark. Yes, Quilters, we are making a difference in the fight against breast and gynecologic cancers!


The July meetings are the last opportunity to turn in your auction quilt at the Guild. Our local quilt shops will be accepting them until August 1. So if you are still finishing up a quilt to donate to QFaC, please remember to add a hanging sleeve so we can display it for bidding, and turn it in this month! Thanks!

Tucson Quilters Guild

The Guild Basics

Who:	All Members
What:	Business Meeting —First Wednesday of every month in the Church Classroom. General Meetings - Second Wednesday of the month in the morning or the Tuesday evening preceding the second Wednesday - in the Parish Hall.
When:	Business Meeting — 9:30 AM ~ 10:30 AM General Meetings: Tuesday Evening —7:00~9:30 PM Wednesday Morning —9:30 AM~12:00 PM
Where:	St Frances Cabrini Church 3201 E. Presidio Near Fort Lowell and Country Club
(How): Parking	Guild members are asked to refrain from parking in the spaces in front of the Parish office; the Church wants these spaces to remain open for Church members who have business to attend to in the office. This is the small building to the east of our meeting room. PARKING NOTICE: Tuesday evening attendees: The Church's Family Classes are in session again, so PLEASE DO NOT PARK IN THE FRONT LOT. Use the side or back lot.
Why:	Come to get involved with all aspects of the Guild, to make new friends, learn new quilting skills, share, but most of all, to have FUN . But please, do not wear fragrance to meetings .
Cost:	Members (\$30/year, due in March) and Guests (\$5.00/meeting with guest speaker)

TQG Library



The TQG Library is closed for the summer. The library will reopen with the September meetings. Why the long delay? The Library committee is inventorying the books and developing a searchable database. This takes time.

The exciting news is that the previous librarians added lots and lots of books before retiring! **Thank you Kathryn Wald and Donata Pfisterer!** Stay tuned for additional updates in the TQG Newsletter.

Remember: TQG Meetings Are Fragrance Free

Please remember to be kind to fellow members with allergies to scents and perfumes. Please attend the meetings fragrance / perfume free. It means another member can attend.

EMAIL LIST

The Guild now has an email list for easy communication with the members. Please log into the protected area of the website and put your name and email address into the box at the top of the page. After doing this, you will receive an email. You must click on the link after making the link into one long line. If this works, you will receive another email saying you were successful. If you have any problem with this, email me at quilter@tucsonquiltersguild.com.
Meg Silvern

TQG BOARD AND COMMITTEES


President	Roberta Sipes	rfsipes@gmail.com
Vice President	Elaine Romanelli	romanele@georgetown.edu
Endowment/ Donations	Sally Dickinson	749-9815
Membership	Kathy Barton	membership@tucsonquiltersguild.com
Member at Large, Evening	Kay Hendricks	325-4509
Member at Large, Morning	Evelyn George	325-0166
Programs Co-Director	Karen Fisher	Karen@karenfisherartquilts.com 572-8825
Programs Co-Director	Denise Withrow	quiltden@gmail.com 429-3936
2017 Quilt Show Co Director	Betty Anderson	bettyca@comcast.net
2017 Quilt Show Co Director	Reilly Zoda	sekmet73@cox.net
Secretary	Gretchen Galbraith	recsecretary@tucsonquiltersguild.com
Treasurer	Dale Domingue	treasurer@tucsonquiltersguild.com
Bears	Christine McCollum	748-9165
Bees	Margaret Newman	mereridkat@aol.com
Corresponding Secretary	Mary Meserve	465-2785
Finance	Marie Morris	623-0123
Guild Pins	Diane Bach	bachdiane@yahoo.com
Guild Publicity	Elaine Romanelli	romanele@georgetown.edu
Historian	Cathy Dargel	746-9246
Holiday Block Exchange	July Gilmartin Colleen Babcock	jgilmartin@msn.com cjquilts@att.net
Hospitality	Christine McCollum Marie Luongo	748-9165
Library	Kathy Barton Diane Hartman	membership@tucsonquiltersguild.com newsletter@tucsonquiltersguild.com
Newsletter	Diane Hartman	newsletter@tucsonquiltersguild.com
Pattern of the Month	Evelyn George	quilter4ever@cox.net
Quilt A Thon	Paulette Worman Barbara Heiman	lavenderlady@centurylink.net bjheiman@hotmail.com
Quilting for Others	Mary Meserve Kathy Harris	465-2785 615-0541
Raffle Quilt 2017	Colleen Babcock	cjquilts@att.net
Raffle Quilt 2018	Colleen Babcock	cjquilts@att.net
Record Keeper	OPEN	
Website	Meg Silvern	meg@silvern.com

Arizona Quilt Documentation Project – Tucson

At the June meeting, Terry led the continuing education on *Toile*. *Toile* originated in Ireland, but now is associated with France. *Toile* typically is on a cream ground with classical pastoral scenes. Terry shared a wonderful reference *The Thames and Hudson Manual of Textile Printing* (1974) by Joyce Storey from the Glouster Library that included examples of block and roller printing. She also brought vintage toile examples. Several other team members contributed to the show and tell of toile with reproductive samples.

Quilts documented included Sheryl's *Camas Prairie Wind* quilt, a *Quilt Fiesta* winner, and her companion miniature, *Camas Prairie Breeze*. Judy had a polyester quilt she called *Methodist Sewing Circle*. She said it had been made for invalids. Terry's offering was huge! It was a *Candlewicking and Old Lace* beauty that she found in the Mennonite country of Indiana. Sue brought two. One, the team said, was totally out of character for her. It was a *1950s Nine Patch*...with the neon colors of that time. Her other quilt "fit." It was a hand quilted wall hanging, *Rabbits Prefer Chocolate*, a winner at *Quilt Fiesta* a number of years ago.

For the next meeting, *Redwork* will be the topic. Anyone is welcome to visit! For questions about quilt documentation or joining the team, please either call or email Tucson liaisons Sue Franklin, (520.490.4721; suevette63@comcast.net) or Terry Gryzb-Wysocki, (520.749.9326; terry-gw@mindspring.com). New members are welcome. Monthly training sessions are held from 9:30 until 12:30 at the *Ellie Towne Flowing Wells Community Center* on Ruthrauff Road.



Information about quilt documentation teams throughout Arizona may be obtained from Lynn Miller at either 480.632.2819 or azquiltloc@yahoo.com. Lynn also needs people familiar with the computer to aid her with data entry for the *Quilt Index*. Lynn does distance training which takes a couple hours.

Sue Franklin

Newsletter Advertising

Members: \$5.00 for small want ads for Quilting/sewing related items
Quilt related businesses:
\$25 business card size
\$50 1/4 page, \$100 half page
For additional information and to reserve space in the next newsletter, email the newsletter editor: newsletter@tucsonquiltersguild.com



Tucson Quilters Guild and Tucson's Quilt Fiesta! have a Facebook page! Since this is FREE publicity for our Guild and our show, ask your friends to 'like' the page. What can be better than free?

<https://www.facebook.com/pages/Tucson-Quilters-Guild-Tucson-Quilt-Fiesta/12188743454473>

BEES, BEES, BEES

CENTRAL AREA:

Himmel Park Contact: Ruth Campbell, 792-1639

Where: Himmel Park Library; When: Third Wednesdays, 6:30 PM

EAST SIDE:

Art Quilters Contact: Laura Steiniger, 465-9100

Where: Quilters Market; When: Third Wednesdays, 10 AM to Noon

Charity Bee for more information call Susan 747-8458

Where: Quilters Market

When: 2nd Tuesday of the month at 1:00 pm

Evening Eastside Bee Contact: Arlene Svenson [520-822-8515](tel:520-822-8515)

Where: Unity Church of Peace, 1551 S Eastside Loop

When: First Thursdays, 6:30 – 9 PM

The Evening Eastside Bee does not meet during the summer.

UFO Bee (Bring your own UnFinished Objects)

Contact: Mary Meserve, marymes@aol.com

Where: Quilters Market

When: Tuesdays, 9:00 – 11:30 a.m.

Pacific Rim Quilting Bee Asian fabrics, donation quilts

Contact: Annette Meyer, shelbyme-eraz@cox.net; Susan Owara

Where: The Quilt Basket When: First Tuesdays, 10:00 a.m. – noon

East side Saguaro Needlers Bee Contact Joan Gilbert 722-3822.

Meets third Wednesday 1:00-4:00 in members homes.

GREEN VALLEY:

Hexies Bee English Paper Piecing, Contact: Carole Sullivan, 520-762-8652

Where: Friends Indeed Community Center, Green Valley, AZ

When: First Wednesdays, Noon – 3PM

North of the Border Contact: Babs Phillips, 393-6557

Where: M & I Bank, 270 W Continental, Green Valley; When: Thursdays 9:30 – Noon



SOUTH:

Quilts of Valor Bee Contact: Beth Glass, 241-0359

Where: Eagles Wings Quilting, 3949 E. 29th Street, Tucson, 85711

When: Third Thursdays, 1:00 – 4:00 PM

SOUTHWEST:

Southwest Side Bee All are welcome. Contact: Marie Morris, 520-403-6208 or 520-623-0123.

Where: GracePointe Church, 2555 W. Valencia Rd., Tucson

When: Mondays, 6:30 – 8:00 p.m.



The closed Bees list is on the TQG member website.

Bee coordinator—Margaret Newman
mereridkat@aol.com





Pattern of the Month - July 2016

By Evelyn George

String Diamonds

(quilt block $7\frac{1}{2}$ " finished size)

Can you make diamonds without cutting diamonds? Yes you can, if you make them from strings and squares! The scrappy diamonds appear magically when you put 4 blocks together, and to top it off, you get a star design, too! I chose lots of bright fabrics, including black and white prints, for these scrappy blocks.



Here's the easy string-piecing method:

For each block cut:

An 8" square of lightweight muslin (foundation)

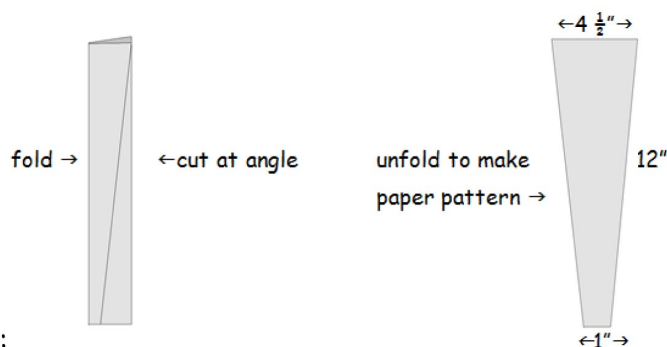
2 strips black and white print $1\frac{1}{4}$ " x $10\frac{1}{2}$ " (accent)

2 assorted strips $1\frac{3}{4}$ " x 9"

2 assorted strips 1" x 6"

2 assorted strips $2\frac{1}{2}$ " x 5" (corners)

1 solid-colored center wedge - make pattern as follows:



Fold a $4\frac{1}{2}$ " x 12" strip of paper in half the skinny way. Lay a ruler from the open corner at one end, angling down to $\frac{1}{2}$ " away from the folded corner at other end (*above, left*). Cut, unfold; it should make a wedge 12" long, $4\frac{1}{2}$ " wide at one end and 1" wide at the other. Use as a pattern to cut fabric wedges.

Center a wedge, right side up, diagonally across the 8" foundation square from corner to corner (lift ends and check from the underside to make sure it is centered over both corners; put a couple of pins down the center to keep it there while you add the next strips.)

Line up a black and white (accent) strip along right hand edge of the wedge, with right sides together and raw edges matching. Using $\frac{1}{4}$ " seam, stitch the two pieces onto the muslin square. Open out strip and press. Repeat on other side of wedge, with another black and white strip.

Continue adding assorted strips to completely cover foundation square, pressing after each. (Add strips in decreasing order of length, as listed for cutting, above.)

From wrong side, trim and square up block to 8". Make 48 blocks. Arrange in diamond layout as shown, to make a quilt 45" x 60". When joining blocks for quilt, press seams open to reduce bulk.

Tips: *Preshrink muslin, and starch the foundation squares.* If using scraps, strings can be assorted, random sizes. *To add a cohesive design element, make center wedges all one color, and/or use a strongly contrasting fabric for accent strips.* ---For more on string piecing, see POM September 2013.