

VOLUME 20 NO. 3

[HTTP://TUCSONQUILTERSGUILD.COM](http://tucsonquiltersguild.com)

May 2016

# FIESTA NEWS!

## 2016 Calendar

**Business Meeting:**  
Wed, May 4, 9:30 AM

**General Meetings:**  
Tue., May 10, 7:00 PM  
Wed., May 11, 9:30 AM

**Newsletter Deadline:**  
Submission deadline for the  
**June Newsletter:**  
**Wed., May 18**  
Articles should be sent to  
Newsletter Editor  
Diane Hartman at  
[newsletter@tucsonquiltersguild.com](mailto:newsletter@tucsonquiltersguild.com)

**2017 Quilt Fiesta! Show  
Committee Meeting** will be  
held **Friday, May 27 at  
10am** at the police station on  
the NW corner of Alvernon  
and 22<sup>nd</sup> Street. We wel-  
come new people!



## MAY SPEAKER—Rita Verroca

Rita Verroca is an award winning quilter whose quilts have been exhibited in the USA, Europe, Canada and Japan. Her quilts have been on the cover of magazines and have been featured in calendars and quilt books. She has won many awards in international competitions and shows. Rita is a passionate teacher in the fine art of needle-turn appliqué, hand piecing and hand quilting. Entirely self taught she draws upon two dozen years of sewing experience, has developed great skills and shares her knowledge with her students with contagious enthusiasm. In her quilts she combines old heritage quilt patterns with new delightful and playful arrangements. Her choice of colors is artful and chosen and arranged to give the overall design a stimulating balance of a harmonious picture.




Rita Verroca's lecture on May 10 & 11 will be "Travel Through Quilt History."

The workshops are May 12: "Flower Bouquet" and May 13: "Monarch Butterfly." There are openings in both classes! To sign up contact Program Directors: Karen Fisher or Denise Withrow.

Karen Fisher, [Karen@karenfisherartquilts.com](mailto:Karen@karenfisherartquilts.com) 572-8825  
Denise Withrow, [quiltdden@gmail.com](mailto:quiltdden@gmail.com) 429-3936

## President's Message




All the trees have leafed out (all at the same time this year) and the flowers are blooming, so it must be Spring. We want to get outside and enjoy the beautiful weather but we remember that cleaning must be done. I have a Spring Cleaning Plan that's simple. I spend 45 minutes cleaning and 30 minutes sewing and then repeat the process. Oh, I hear the moans! Cleaning, are you kidding? Really it's a good kind of cleaning, so hear me out. Go into your sewing room and go fondle your fabric and see what flower or leaf patterned fabric you say you'll use one of these days and pull it out. It's Spring after all. Now look for other fabric that you haven't found a use for yet, and pull it out too. Now you have the beginnings of a stash to give to "Quilting for Others." They really need the fabric to make kits for the annual August Quilt-a-thon. You remember the great fun we had sewing and visiting together last year. Now gather all that "extra" fabric so you can bring it to the Guild meeting. Now you've cleaned your sewing room, so reward yourself—get sewing on that project you want to get finished. "Sew," was that a great way to do Spring Cleaning?

Roberta Sipes

## Volunteer for Board Secretary needed!!

The Guild Secretary position is open due to illness. If you are interested in helping the Guild in this capacity, contact President Roberta Sipes: [rfsipes@gmail.com](mailto:rfsipes@gmail.com)

## Quilt-a-Thon




The Quilt-a-Thon committee has hosted two cutting parties so far. We had a lot of fun and created nearly 50 kits for making tops for our Quilt-a-Thon. Our next cutting party will be Sunday, May 15, 12:30 — 3:30 pm at the Quilter's Market. This is a chance for all of our members with normal working hours to volunteer. Hope to see you there.

Kits will be available at the May meetings. Help us out by picking up a quilt kit and returning a completed top by the July meetings.

For the longer term, mark your calendars and join us in meeting our goals. The annual Quilt-a-Thon will be held at St. Francis Cabrini in the meeting room on Tuesday, August 9 and Wednesday, August 10.

Please see Barbara Heiman ([bjheiman@hotmail.com](mailto:bjheiman@hotmail.com)) or Paulette Worman ([lavendarlady@centurylink.net](mailto:lavendarlady@centurylink.net)) for more details.



# 2017 Quilt Fiesta!

## Quilt Fiesta Co-Chairs

Do you enjoy collecting little gifts for people? Making pretty presentations with baskets or bows? If so, consider joining the **Door Prize Committee**. This is a good job for two or three people - old friends who will have fun together or new friends who will get to know each other while having fun. We have a notebook with information from past shows to use as a reference. You can take turns coming to the quilt show committee meetings, or if you are working and can't make the meetings, you can report by Email. Please think about it. This is the last committee spot that we have to fill for the 2017 show. If you are interested, our contact information is below.

Clayton Clark is the new chair for the **Take Down Committee**. He is looking for some volunteers to form a core committee. It is very much like we did for the 2016 show. We had a core committee and everyone took a small part and we spread the work out. Clayton has said that he will take responsibility for attending the show committee meetings, so you can be involved, brainstorm new ideas and not have to come to the formal meetings. Sounds like a deal! **If you are interested, contact Clayton at: [claytonbclark@gmail.com](mailto:claytonbclark@gmail.com).** Clayton is a fairly new member of the Guild. He intended to be at the April General meetings so that we could introduce him to you, but something unavoidable came up and he couldn't make it. We are now aiming for the May meetings.

We are in the process of revising the Entry Forms for the 2017 Show. We expect to have them on the Website by late May and have forms available at the June General meetings. February 2017 is a long way off, thank goodness. But it is not too early to start thinking about what quilt(s) you want to put in the show.

Betty Anderson [bettyca@comcast.net](mailto:bettyca@comcast.net) Reilly Zoda [sekmet73@cox.net](mailto:sekmet73@cox.net)

**Next 2017 Quilt Fiesta! Show Committee Meeting** will be held Friday, May 27 at 10am at the police station on the NW corner of Alvernon and 22<sup>nd</sup> Street. New people welcome!


## RAFFLE TICKETS

PATTY KRUSE 885-2069 [krusequilter@yahoo.com](mailto:krusequilter@yahoo.com)


I just want to thank all of the members who participated in this effort last year.

I will be in charge of the Raffle Tickets again for this next year and plan to have your packets ready for pick up at the May general meetings. Please take the time to pick up your packets early. You may take as many packets as you would like or feel that you can sell. REMEMBER, you do not have to pay for them until you turn in the stubs.

Thanks you in advance for your participation again this year.



# 2017 Quilt Fiesta!



## Why Should YOU Enter a Quilt in the TQG Quilt Fiesta! Show?

We in the Tucson Quilters Guild have a wonderful opportunity to “show off” our quilts to our friends, those in the Guild, and others we know – be it church friends, work associates, walking companions, family, etc. To enter our show you need only to be a member of the guild. Quilt Fiesta! 2017 is not a juried show and you don’t even have to have a quilt judged. (But having a quilt judged is a rewarding, fun, and an educational experience. More about this later.)

In order to have a quilt show, we must have quilts. People come to the quilt show to look at the quilts. People we know want to see our work; other quilters want to see our work. The quilt show is full of encouragement for Guild members, as well as other quilters and non-quilters. Being part of the quilt show may motivate us to do a technique that we’ve never tried before. Or maybe you have a quilt that is ready to be quilted, but you just have no idea how to quilt it. Seeing a quilt similar to yours, with quilting you like, may just be the inspiration you have been looking for. We can get all sorts of ideas about patterns to try, colors to put together, and quilting techniques. And just think, maybe someone will like your quilt and be inspired to just try quilting— or get motivated to get out that UFO quilt and finish it. They may see a technique, use of color or a new pattern from your quilt that will be just what they needed to either finish a quilt or start a new one.

Having decided to enter Quilt Fiesta!, your next decision is to have your quilt judged or not. Our judges do not come here to be critical of our work. They tell us what they like about our quilts; they give us suggestions of what to do to make our quilts better. Personally, I have found that even before they tell me what I need to do to improve, I usually already know. Their suggestions reinforce my desire to actually take their advice.

if you have not done so in the past, I hope that you will consider entering a quilt in the 2017 Quilt Fiesta! We do need quilts in order to have a show, and we would like to have any and all of your quilts. There will be such a variety of sizes, styles and colors. We need everyone to “show off” their quilts so people will be overwhelmed with our talents and workmanship — and be inspired!

Karen Kelter

## FIDGET QUILTS - THANK YOU

### A Big Thank You to All Who Contributed Fidget Quilts

Thank you to everyone who made one or more ‘Fidget’ Quilts for the Lawton/Fort Sill Veteran’s Center. We received 59 quilts for the dementia unit. Some members have asked if it is too late to make and submit more quilts. While I will not continue to mail quilts to Oklahoma, there is still a need here in Tucson. If you want to continue making these little quilts, I will deliver them locally. If I am not at a Guild meeting, please turn them into the Quilting for Others table. Kathy Harris or Mary Meserve will pass them on. Thanks for all your support. ~ Sally Dickinson



## Quilt Fiesta! 2018 Raffle Quilt

We are very excited about starting work on the 2018 Raffle Quilt. Our guild is planning our 40th Quilt show and will have a red and white quilt to celebrate the Ruby Anniversary.



Helen Young-Frost was selected as the designer for this special quilt and it will truly be beautiful. We have purchased lots of red and off-white fabric and have started making the Mariner's Compasses that will be used in the center of the quilt.

**We are seeking helpers for our first Sew Day scheduled for Sunday May 22, 2016** from 12:30 to 4:30 at the West Side Police Station located at 1310 W Miracle Mile. We need people who can paper piece, press, cut, etc.

If you want to help please send me an email or phone call. Colleen Babcock [cjquilts@att.net](mailto:cjquilts@att.net) 520 405-5478.

## QUILT FOR A CAUSE DEADLINE APPROACHES!

Thank you so much, generous quilters, for the nearly 300 quilts you have donated for the October 15 Auction!

**If you are still working on a quilt for the auction, we need to have it by August 1.**

Each quilt goes through a lot of processing to become ready for the auction: it gets a number, QFaC label, is photographed, assessed and priced, entered into the quilt data base and onto the QFaC website, and ultimately, all the quilts need to be coordinated on the map for their hanging locations. This involves several different teams of people and takes time, especially when the batch of quilts is large!

Please add a hanging sleeve to your quilt so it can be photographed and displayed for auction. Please include a QFaC donation form, available at [QuiltForaCause.org](http://QuiltForaCause.org) --**THANKS!**

August 1 is a Monday, and the last day to drop off quilts at Cactus Quilts, Cathey's Sew and Vac, Eagles Wings, Quilter's Desert Patch, Quilter's Market, and Squirrel's Nest. You can also bring them to the May, June and July Guild meetings or give to a Quilt For a Cause Board member by August 1.

**We need lots of volunteers!** If you would like to help hang the quilts at Tucson Medical Center on Saturday, September 10, or help on Live Auction Day, Saturday October 15, please contact Evelyn George [quilter4ever@cox.net](mailto:quilter4ever@cox.net) or Colleen Babcock [cjquilts@att.net](mailto:cjquilts@att.net) OR sign up at the next few Guild meetings.

# Tucson Quilters Guild

## PROGRAM NOTES

Click on the website address to look at the workshops in detail. Most websites will also have the Supply List needed for the class. The 1 day classes are \$50 and the 2 day classes are \$100. The classes are from 9:00 AM to 3:30 PM each day and they are held at the St. Francis Cabrini Church, 3201 E. Presidio, Tucson, AZ 85716 in the large multi-purpose room (the same location as the lectures). These workshops are a great opportunity for you to learn new quilting skills at a very reasonable price from professional quilters from all over the United States!

### Questions: Contact Program Directors: Karen Fisher or Denise Withrow

Karen Fisher, email: [Karen@karenfisherartquilts.com](mailto:Karen@karenfisherartquilts.com) or call 572-8825

Denise Withrow, email: [quiltdden@gmail.com](mailto:quiltdden@gmail.com) or call 429-3936


## Upcoming Programs:

### June 2016 - [Gail Garber](#)

June 7 & 8 Lecture: "Liberalism in Quilting, Free Form Art Quilts"


June 9 Workshop: Thursday "Scrumptious Star Stitchery" [Supply List](#) 13 openings

June 10 Workshop: Friday "Designing Circular Borders" [Supply List](#) 13 openings  
Sign-ups open NOW



### July 2016 ROUND ROBIN

### August 2016 QUILT-A-THON



### September 2016 - [Grace Errea](#)

September 13 & 14 Lecture: "Quilters Magical Journey"

September 15, Thursday Workshop: "Intro to Heat Set Machine Appliqué"  
[Supply List](#) 7 openings

September 16, Friday Workshop: "Trapunto Technique" [Supply List](#) 20 openings  
Sign ups open May 2016

### October 2016 - [Terrie Kygar](#)

October 11 & 12 Lecture: "Creative Crayon Quilts"

October 13, Thursday Workshop: "Melt n Blend Hummingbird"

October 14, Friday Workshop: "Melt n Blend Autumn"  
Signups open June 2016

### November 2016 - [Melody Crust](#)

November 8 & 9 Lecture: "Fun and Fancy Embellishments"

November 10, Thursday Workshop: Thursday "Fast Finishes" [Supply List](#)


Nov 11, Friday Workshop "Fun and Fancy-Make a Purse" [Supply List](#)  
Signups open: July 2016

## Arizona Quilt Documentation Project – Tucson

By Sue Franklin

At the April meeting, the team welcomed two new members, Glorja Anderson and Tama White. Judy Breneman presented continuing education using the topic "Clues in the Quilt." She used Sue's intergenerational quilt, a \$5 find with a late 19<sup>th</sup> century top and aback and binding from the 1930s as well as a review of colors, especially reds and greens and their changes over time.

The team documented four quilts. First was Terry's **Sunrise-Sunset** lovely raw edge appliqué, followed by Sue's **Baltimore Album** beauty. The third and fourth quilts were from Peggy's migrant quilt collection. The project began when varied clothing scraps and embroidered pieces were found as volunteers were cleaning up a wash. Varied people made these nontraditional quilts. Seeing the quilts and thinking of the persons who once wore the clothing or owned the embroidered pieces but lost them while trying to cross the border brought tears to our eyes.



In March, the team was honored to document 16 *Quilts for a Cause* original design quilts. Guild members demonstrated their skill in design, including numerous by Evelyn George such as **Scraphunter's Star** (the first in the collection), **Scraphunter's Star 2**, and **Falling Stars**; Kenci Lewis's **Around the Town and All Around Asia**; Jean Biddick's **Arizona Footprints**; and Dorothy Lee's design, **Twisting Through Asia** that added to the Asian influence. Former Guild speaker J Michele Watts was so impressed with *Quilts for a Cause* that she designed, made, and quilted **Tucson Tapestry** for the group. This is a sample of the quilts, but very impressive!

For questions about quilt documentation or joining the team, please either call or email Tucson liaisons Sue Franklin, (520.490.4721; [suevette63@comcast.net](mailto:suevette63@comcast.net)) or Terry Gryzb-Wysocki, (520.749.9326; [terry-gw@mindspring.com](mailto:terry-gw@mindspring.com)). New members are welcome. Monthly training sessions are held from 9:30 until 12:30 at the *Ellie Towne Flowing Wells Community Center* on Ruthrauff Road. Visitors are welcome. Information about quilt documentation teams throughout Arizona may be obtained from Lynn Miller at either 480.632.2819 or [azquilt-doc@yahoo.com](mailto:azquilt-doc@yahoo.com). Lynn also needs people familiar with the computer to aid her with data entry for the *Quilt Index*. Lynn does distance training which takes a couple hours.

### Newsletter Advertising



Tucson Quilters Guild and Tucson's Quilt Fiesta! have a Facebook page! Since this is FREE publicity for our Guild and our show, ask your friends to 'like' the page. What can be better than free?


<https://www.facebook.com/pages/Tucson-Quilters-Guild-Tucson-Quilt-Fiesta/121887434544473>

Members: \$5.00 for small want ads for Quilting/sewing related items  
Quilt related businesses:  
\$25 business card size  
\$50 1/4 page, \$100 half page  
For additional information and to reserve space in the next newsletter, email the newsletter editor:  
[newsletter@tucsonquiltersguild.com](mailto:newsletter@tucsonquiltersguild.com)

# Tucson Quilters Guild

## The Guild Basics

<b>Who:</b>	All Members
<b>What:</b>	<b>Business Meeting</b> —First Wednesday of every month in the Church Classroom. <b>General Meetings</b> - Second Wednesday of the month in the morning or the Tuesday evening preceding the second Wednesday - in the Parish Hall.
<b>When:</b>	<b>Business Meeting</b> — 9:30 AM ~ 10:30 AM <b>General Meetings:</b> Tuesday Evening —7:00~9:30 PM Wednesday Morning —9:30 AM~12:00 PM
<b>Where:</b>	St Frances Cabrini Church 3201 E. Presidio Near Fort Lowell and Country Club
<b>(How):</b> Parking	Guild members are asked to refrain from parking in the spaces in front of the Parish office; the Church wants these spaces to remain open for Church members who have business to attend to in the office. This is the small building to the east of our meeting room. <b>PARKING NOTICE:</b> Tuesday evening attendees: The Church's Family Classes are in session again, so PLEASE DO NOT PARK IN THE FRONT LOT. Use the side or back lot.
<b>Why:</b>	Come to get involved with all aspects of the Guild, to make new friends, learn new quilting skills, share, but most of all, to have <b>FUN</b> . But please, <b>do not wear fragrance to meetings</b> .
<b>Cost:</b>	Members (\$30/year, due in March) and Guests (\$5.00/meeting with guest speaker)



### Remember: TQG Meetings Are Fragrance Free

Please remember to be kind to fellow members with allergies to scents and perfumes. Please attend the meetings fragrance / perfume free. It means another member can attend.

### EMAIL LIST

The Guild now has an email list for easy communication with the members. Please log into the protected area of the website and put your name and email address into the box at the top of the page. After doing this, you will receive an email. You must click on the link after making the link into one long line. If this works, you will receive another email saying you were successful. If you have any problem with this, email me at [quilter@tucsonquiltersguild.com](mailto:quilter@tucsonquiltersguild.com).  
Meg Silvern



## TQG BOARD AND COMMITTEES

President	Roberta Sipes	<a href="mailto:rfsipes@gmail.com">rfsipes@gmail.com</a>
Vice President	Elaine Romanelli	<a href="mailto:Romanellielaine@gmail.com">Romanellielaine@gmail.com</a>
Endowment/ Donations	Sally Dickinson	749-9815
Membership	Kathy Barton	<a href="mailto:membership@tucsonquiltersguild.com">membership@tucsonquiltersguild.com</a>
Member at Large, Evening	Kay Hendricks	325-4509
Member at Large, Morning	Evelyn George	325-0166
Programs	Karen Fisher	<a href="mailto:Karen@karenfisherartquilts.com">Karen@karenfisherartquilts.com</a> 572-8825
Programs	Denise Withrow	<a href="mailto:quiltden@gmail.com">quiltden@gmail.com</a> 429-3936
2017 Quilt Show Co Director	Betty Anderson	<a href="mailto:bettyca@comcast.net">bettyca@comcast.net</a>
2017 Quilt Show Co Director	Reilly Zoda	<a href="mailto:sekmet73@cox.net">sekmet73@cox.net</a>
Secretary	OPEN	<a href="mailto:recsecretary@tucsonquiltersguild.com">recsecretary@tucsonquiltersguild.com</a>
Treasurer	Dale Domingue	<a href="mailto:treasurer@tucsonquiltersguild.com">treasurer@tucsonquiltersguild.com</a>
Bears	Christine McCollum	748-9165
Bees	Margaret Newman	<a href="mailto:mereridkat@aol.com">mereridkat@aol.com</a>
Corresponding Secretary	Mary Meserve	465-2785
Finance	Marie Morris	623-0123
Guild Pins	Diane Bach	<a href="mailto:bachdiane@yahoo.com">bachdiane@yahoo.com</a>
Guild Publicity	Elaine Romanelli	<a href="mailto:romanele@georgetown.edu">romanele@georgetown.edu</a>
Historian	Cathy Dargel	746-9246
Holiday Block Exchange	July Gilmartin Colleen Babcock	<a href="mailto:jgilmartin@msn.com">jgilmartin@msn.com</a> <a href="mailto:cjquilts@att.net">cjquilts@att.net</a>
Hospitality	Christine McCollum Marie Luongo	748-9165
Library	OPEN	
Newsletter	Diane Hartman	<a href="mailto:dhartman69080@gmail.com">dhartman69080@gmail.com</a>
Pattern of the Month	Evelyn George	<a href="mailto:quilter4ever@cox.net">quilter4ever@cox.net</a>
Quilt A Thon	Paulette Worman Barbara Heiman	<a href="mailto:lavenderlady@centurylink.net">lavenderlady@centurylink.net</a> <a href="mailto:bjheiman@hotmail.com">bjheiman@hotmail.com</a>
Quilting for Others	Mary Meserve Kathy Harris	465-2785 615-0541
Raffle Quilt 2017	Colleen Babcock	<a href="mailto:cjquilts@att.net">cjquilts@att.net</a>
Raffle Quilt 2018	Colleen Babcock	<a href="mailto:cjquilts@att.net">cjquilts@att.net</a>
Record Keeper	OPEN	
Website	Meg Silvern	<a href="mailto:meg@silvern.com">meg@silvern.com</a>

# SUMMER SURPRISE MYSTERY QUILT!

Summer Surprise – TQG Mystery Quilt (60” x 72”)

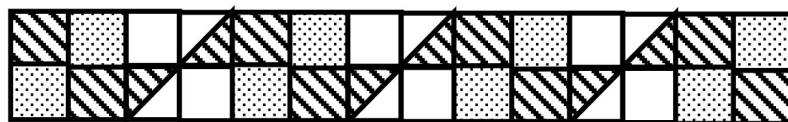
Designed by Marie Morris

[mimawsquilting@hotmail.com](mailto:mimawsquilting@hotmail.com)

MAY 2016 - Clue 5 (solution!)

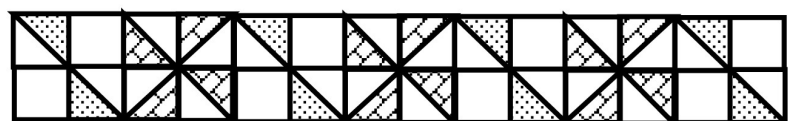
## Clue 5

- Using the four-patches from clue 1 and the Fabric 1 four-patches from clue 3, make 5 rows like this:



Row 1

- Using the pinwheels from clue 4 and the Fabric 2 four-patches from clue 3, make 4 rows like this:




Row 2

- Assemble top:

Row 1  
Row 2  
Row 1  
Row 2  
Row 1  
Row 2  
Row 1  
Row 2  
Row 1

- Assemble top and bottom rows:

- Cut 16  $3\frac{1}{2}$ " x  $6\frac{1}{2}$ " pieces of Background. You will use 6 for top and bottom rows.
- Use Clue 4 figure D pieces to make 2 of the following:



- Sew one on top matching Fabric 2.
- Flip the other one and sew on bottom matching Fabric 2.

- Assemble side rows:

- Use 10 Background pieces  $3\frac{1}{2}$ " x  $6\frac{1}{2}$ " and Clue 4 Figure C pieces to make 2 of the following:




- Sew one on the left, matching Fabric 1's.
- Sew the other on the right, matching Fabric 1's.


**Your top is finished and you can add borders.**

- I used Fabric 3 as my first border (cut  $2\frac{1}{2}$ " wide).
- Fabric 1 or 2 can be second border (cut  $4\frac{1}{2}$ " wide) (OR, you may do as you please.)

## SUMMER SURPRISE MYSTERY QUILT!



Summer Surprise Mystery – Solution



What colors did you use?

Bring your finished quilt for Show and Tell—they'll all be different! Thanks to TQG board member Marie Morris for designing this delightful mystery quilt.

## BEES, BEES, BEES

### CENTRAL AREA:

**Himmel Park** Contact: Ruth Campbell, 792-1639  
Where: Himmel Park Library; When: Third Wednesdays, 6:30 PM

### EAST SIDE:

**Art Quilters** Contact: Laura Steiniger, 465-9100  
Where: Quilters Market; When: Third Wednesdays, 10 AM to Noon

**Charity Bee** for more information call Susan 747-8458  
Where: Quilters Market

When: 2nd Tuesday of the month at 1:00 pm

**Evening Eastside Bee** Contact: Arlene Svenson [520-822-8515](tel:520-822-8515)

Where: Unity Church of Peace, 1551 S Eastside Loop

When: First Thursdays, 6:30 – 9 PM

The Evening Eastside Bee does not meet during the summer.

**UFO Bee** (Bring your own UnFinished Objects) Contact: Mary Meserve, [marymes@aol.com](mailto:marymes@aol.com)

Where: Quilters Market

When: Tuesdays, 9:00 – 11:30 a.m.

**Pacific Rim Quilting Bee** Asian fabrics, donation quilts  
Contact: Annette Meyer, [shelbymeयरaz@cox.net](mailto:shelbymeयरaz@cox.net); Susan Owara

Where: The Quilt Basket When: First Tuesdays, 10:00 a.m. – noon

**East side Saguaro Needlers Bee** Contact Joan Gilbert 722-3822.

Meets third Wednesday 1:00-4:00 in members homes.

### GREEN VALLEY:

**Hexies Bee** English Paper Piecing, Contact: Carole Sullivan, 520-762-8652

Where: Friends Indeed Community Center, Green Valley, AZ

When: First Wednesdays, Noon – 3PM

**North of the Border** Contact: Babs Phillips, 393-6557

Where: M & I Bank, 270 W Continental, Green Valley; When: Thursdays 9:30 – Noon

### SOUTH:

**Quilts of Valor Bee** Contact: Beth Glass, 241-0359

Where: Eagles Wings Quilting, 3949 E. 29<sup>th</sup> Street, Tucson, 85711

When: Third Thursdays, 1:00 – 4:00 PM

### SOUTHWEST:

**Southwest Side Bee** All are welcome. Contact: Marie Morris, 520-403-6208 or 520-623-0123.

Where: GracePointe Church, 2555 W. Valencia Rd., Tucson

When: Mondays, 6:30 – 8:00 p.m.

**The closed Bees list is on the TQG member website.**

Bee coordinator—Margaret Newman [mereridkat@aol.com](mailto:mereridkat@aol.com)







## Pattern of the Month - May 2016

### "Little Gathered Basket"

by Evelyn George

*It only takes a few scraps of fabric and batting to make a cute little basket, perfect for holding candies or small sewing things. I tried several different techniques for making these, and here's my favorite. With or without a handle, wouldn't one (or a set) of these make a charming and useful gift?*

Cut two 8" circles of fabric (one for outside, one for lining), and one 8" circle of batting (I cut around a bowl with my rotary cutter--don't tell!) Also cut one  $2\frac{1}{4}$ " x 14" rectangle of fabric for the binding. (Leftover pieces of folded quilt binding could be used.)

Layer circle of batting between circles of fabric, with **both right sides out**. Pin to hold layers together.

With a long double thread, run a gathering stitch around circle through all layers,  $\frac{1}{4}$ " from raw edges. Don't knot; leave ends of thread for pulling gathers. Mark the four quarters of the circle by folding it and marking with pins. Pull ends of thread to gather basket.

Stitch short ends of binding strip together, press seam open. Press in half lengthwise (as for a quilt, but you're making a closed circle of binding). Mark the circle of binding in quarters, by folding and marking with pins. Place binding circle inside basket. Pin raw edges of binding to raw edges of basket, matching at quarter marks. Pull on both ends of basting thread to gather basket to fit binding. When gathers are evenly adjusted, tie basting threads to keep from loosening.

At the sewing machine, stitch binding to basket using a generous quarter inch seam, just a little more than the basting stitches; remove pins as you go along. Then fold binding over to outside and stitch down by hand. (If binding won't cover all the stitches, it may be necessary to trim the raw edges a little.) The basket is actually reversible now, so you can turn it to have either fabric be on the outside.

If desired, make a little handle and stitch or glue it on, perhaps adding buttons or flowers on the ends.

This basket came out 2" tall x  $4\frac{1}{2}$ " wide. Make larger or smaller ones with different size circles, adjusting the length of the binding strip as needed.

