



# FIESTA NEWS!

## Quilt Fiesta Wrap UP!

### President's Message

I can't believe how busy February has been. Maybe because it's the shortest month of the year or because it contains Leap Year Day, every day had been so filled with things to do.

First I'd like to give my sincere thanks to those members of the Tucson Quilters Guild Board who will be ending their terms of office at the end of February. You have been such a blessing to me and have taught me so much that I don't think I can adequately tell you how much your guidance and friendship has meant to me. I can just say thank you and hope that other members of the Guild will add to my best wishes. Incoming board members, you have some large shoes to fill but I know that you are all up to the job!

Of course the other thing that happened in February has been our "Quilt Fiesta." Yes, we were all busy with the show in some manner. You either entered a quilt or two or three so that was a lot of love and hard work. Some of you helped with the selling of raffle tickets, or you served as a hostess. Some helped set up and/or strike the hardware portion of the show and even dragged family members along to help. Others helped with the judging of our fabulous quilts and some helped with hanging and/or taking down of the quilts. Many came to admire our quilts and told friends, neighbors and family about the show. I know there was a lot of behind the scenes work done throughout the year by various quilt show committees.

Everyone did something, I truly believe, to make our Quilt Fiesta! the greatest and you all should be proud of what we have accomplished. Again, I can only say thank you and that I am humbled by the amount of work you all did.

Roberta Sipes

### 2016 Calendar

**Business Meeting:**  
**Wed, March 2, 9:30 AM**

**General Meetings:**  
**Tue., March 8, 7:00 PM**  
**Wed., March 9, 9:30 AM**

**Newsletter Deadline:**  
Submission deadline for the April Newsletter:  
**Wed., March 23**  
Articles should be sent to Newsletter Editor Diane Hartman at [newsletter@tucsonquiltersguild.com](mailto:newsletter@tucsonquiltersguild.com)

**Wrap Meeting for 2016 Quilt Fiesta! Quilt Show** will be held Friday March 18<sup>th</sup> at 10am at the police station on the NW corner of Alvernon and 22<sup>nd</sup> Street. If you are interested in getting involved with the Quilt Show, this is a good meeting to attend. Come and find out what each committee does, join one as a helper. We need new people!

# 2016 Quilt Fiesta!

## FROM THE QUILT FIESTA SHOW CO-CHAIRS

"Fabulous Show!" is what we heard over and over. We agree whole heartedly. There were so many compliments on all the beautiful quilts and the variety of types of quilts on display. We were told that our show is bigger and nicer than anything "back home", as well as "better than any Phoenix shows." Every single quilt that was entered in the show is a reflection of the amazing talent and creativity of our membership. Put them all together and you get something fabulous! We would like to thank everyone who generously shared their quilts in the Show. And if you did not enter a quilt, please think about entering the 2017 Show.

We cannot say this often enough or loud enough, THANK YOU to every Guild member who generously shared their time and energy to set up, hang quilts, work a Hostess shift (or 2 or 3), and take down. The success of the show rests on the hard work of our membership. THANK YOU to every one of you who helped make it happen.

An EXTRA SPECIAL THANKS to all the members of the Quilt Show Committee. They work hard throughout the year attending to all the details, and those details hold the show together. We would especially like to thank the Quilt Hanging Committee: Christine Nelson, Jennifer Reynolds, Dianna Weeks, Paulette Worman, Kathy Zimmer and Reilly Zoda. They stepped up and re-formed the committee when Mary Bazzano became ill. Kathy Zimmer was our primary resource and we couldn't have done it without her. Thank you, Kathy. And the Take Down Committee: Karen Fisher, Gretchen Galbraith, Char Gasker, Carolyn Lytle and Kathie Miller also answered a call to re-group a committee late in the planning year. A special Thank You, and a hug to each of you.

Congratulations to all the Ribbon Winners. The list of winners is posted on the Web Site. Also, congratulations to Mary Nuttall who won the Raffle Quilt.

The WRAP UP MEETING for the 2016 Show will be Friday March 18<sup>th</sup> at 10am at the police station on the corner of Alvernon and 22<sup>nd</sup> Street. If you are interested in getting involved with the Quilt Show, this is a good meeting to attend. Come and find out what each committee does, join one as a helper. We need new people to join us.

Again, many thanks to everyone.

Quilt Fiesta Co-Chairs:

Joan Swanson [jbswanso@gmail.com](mailto:jbswanso@gmail.com)

Betty Anderson [bettyca@comcast.net](mailto:bettyca@comcast.net)

## RAFFLE QUILT

Wasn't that a wonderful quilt show again this year? They seem to get better and better every year.

I want to thank all of our members and shop owners who participated in our Raffle Ticket sale again this year. Your efforts are rewarded with the continuation of this Guild and all that it means to each of us.

CONGRATULATIONS to Mary Nuttall, our RAFFLE QUILT WINNER who is local and a good friend of Terry Gallegos, the designer of our quilt. Terry was on hand at the drawing and made the call to Mary herself. Mary was very excited and hard to convince that she had actually won. I would also like to congratulate all of our member winners this year. I am so in awe of all the talent this Guild possesses.

Although our proceeds were lower than we would have liked, they were very close to last year's, so I don't think we can complain. Thank you again to all of you.

Patty Kruse 885-2069 [krusequilter@yahoo.com](mailto:krusequilter@yahoo.com)

# 2016 Quilt Fiesta!

## VIEWER'S CHOICE

Congratulations to our talented members who won the hearts and votes of the viewers at Quilt Fiesta! Many thanks to Alice Wilder for the lovely ribbon toppers the Viewer's Choice winners will enjoy.

### **TUCSON QUILTERS GUILD 2016 QUILT FIESTA VIEWER'S CHOICE AWARDS**

#### **1<sup>ST</sup> PLACE**

1504 Radiant Hibiscus

Julie Hallquist

#### **2<sup>ND</sup> PLACE**

1322 Bora Bora Butterfly Tree

Tami Graeber

#### **3<sup>RD</sup> PLACE**

143 Mariner's Compass

Rose Mary Lysinger & Lora Nale

#### **HONORABLE MENTION**

134 Amber Waves of Grain Susan Mattson & Rhende Hagemeister

#### **HONORABLE MENTION**

806 Happy Owlidays

Swan Sheridan

Colleen Babcock [ciquilts@att.net](mailto:ciquilts@att.net) 520 405-5478



# 2016 Quilt Fiesta!

## **KIDS' ROW NEWS**

I'm proud to announce we had "26" First Place Winners in Kids' Row! We had wonderful feedback from viewers, they were so impressed with the workmanship. Keep sewing, kids. Hope to see you again next year!

## **Hang Your Kids' Show Quilts at AZ Sew and Vac**

Moms - Grandmas - Aunts

Would you like to hang your child, grandchild or nieces show quilt in a local quilt shop? AZ Sew and Vac has been so generous to offer the shops walls to hang this year's show quilts along with the ribbons and ID cards. You may bring the necessary items to either the Tuesday March 8<sup>th</sup> pm meeting or the Wednesday March 9<sup>th</sup> am meeting. The quilts will hang for approximately 2 weeks. Hope to see some quilts at the next meetings! Any questions contact: Diane Bach [bach-diane@yahoo.com](mailto:bach-diane@yahoo.com)

Diane Bach

## **DVDs**

Anyone who pre-ordered a 2016 DVD and has not picked up their refund please see Alice Wilder at either the March or April Guild meetings.

There will also be a clearance sale of all the old DVDs at \$2.00 each at both the March and April meetings.

Alice Wilder, [aliceTQG@comcast.net](mailto:aliceTQG@comcast.net), 520-219-9714

## **HARDWARE THANKS YOU!**

Without volunteers, there would be no quilt show. Many worked hard, no one harder than the Guild members and their families and friends who helped setup the equipment on Wednesday before the show and dismantled and stowed equipment on Sunday evening.

For setup, special thanks to Gayleen and her husband Phil, Roberta and Mr. Sipes, Victoria, Jerry Morris, Tom Swanson, Dick Zimmer and, I'm sure, others whose names I didn't capture. The golden ladder awards go to David Landon for keeping us on the straight and narrow and Jennifer Reynolds who was tireless!

When it came time for takedown, there are too many helpers to name. A special call-out to Mary Johns and her minions for tackling the job of stowing the re-bar connectors--one mean (and grubby) packing task. Jerry Morris and others efficiently dismantled the frames. The wire winders rocked! The turnbuckle stowers were terrific. Kathy Zimmer and her chain sorters worked faster than lightning. And to all others who dismantled, toted and stowed, thank you so much.

Despite the hard work, it's actually a lot of fun when we all work together. We can take great pride in our contribution to a beautiful display of quilts.



# 2016 Quilt Fiesta!

## SMALL QUILT AUCTION COMMITTEE

Thank you to all the members who contributed quilts and totes/purses to the Small Quilt Auction as well to the members who purchased one or more quilts. All proceeds will benefit Quilt For a Cause and we will be giving them over \$2,300. The quilts and totes were truly beautiful! We had 76 entries and they all sold! Thanks also to all the hostesses that helped. We couldn't have done it without you!



## HANGING AND TAKE-DOWN

The quilts go up and the quilts come down, in between we have a quilt show. But, there is no show without the many hands that work to put it up and then take it down. To all of our combined volunteers, you are much appreciated. It's been said before, it can't be said too many times, Thank You! Thank You! Thank You!



# 2016 Quilt Fiesta!

## VINTAGE QUILT TURNING


***Quilt Fiesta and the Vintage Quilt Turning*** is now a happy memory. Enthusiastic audiences on three days enjoyed viewing 16 wonderful quilts, ranging from the oldest, a circa 1830 crib quilt to the newest, a 1950s bed quilt. Many pictures were taken!

About 1900, Aunt Jane of Kentucky noted that she'd been a hard worker all her life, but that most of her work perished with the "using." This didn't happen with the work evidenced with quilts for this turning. Some quilts were in pristine condition, while others had been used and well loved by their owners. The quilt turning committee thanks all owners for the loan of their quilts.

The committee also appreciates the work of the narrators and turners throughout the show. Sue Franklin, chair of the committee, extends a special thank you to those people that helped her arrange the quilts on the "bed" each morning. Also, she appreciates those at the end of the day that helped her get the quilts back in their pillowcases and appropriate bags for their journey to the Treasurer's office.

While this show is over, planning will begin soon for the next. A quilt from the Civil War era has already been offered. Who knows what will make up the rest of the story?

Please contact Sue Franklin, chair, at 520.490.4721 or [suevette63@comcast.net](mailto:suevette63@comcast.net), or committee members Judy Breneman at [judyanneb@cox.net](mailto:judyanneb@cox.net), Eileen Mechling at [jemech@comcast.net](mailto:jemech@comcast.net), Kathie Miller at [kmmiller@hotmail.com](mailto:kmmiller@hotmail.com) or Sheryl Verts at [ksherylv@yahoo.com](mailto:ksherylv@yahoo.com) with questions or comments.





## MARCH SPEAKER: Vikki Pignatelli

Vikki entered the world of quilting in 1991 at the urging of her sister and fellow quilter, Augie Ellis. A non-sewer at the time, Vikki attended a beginner's class and quickly fell in love with the art of quilting. Now a full-time professional quilt-artist, designer, international teacher, lecturer and author, Vikki and her quilts have been featured in many books, national publications and exhibitions. She has won 32 awards in national and international competitions and exhibitions including a first place award in Art Large for Portrait of my Soul at the International Quilt Festival at Houston and Best Color and Design for Passages of the Spirit in the 2002 NQA annual show

A self-taught artist with experience in painting (watercolor and oils) and sculpture, Vikki enjoys a passion for color and flowing designs. She developed a simple layering technique that is a blend of piecing and appliqué. She is the author of two books featuring this technique, "Quilting Curves" (Quilt Digest Press, 2001) and "Quilting By Improvisation" (Dragon Threads, 2006). Also, Vikki has written "how-to" articles published in Quilting Arts, Quilter's Newsletter, and AQS magazines.

Vikki also founded the national biennial **Sacred Threads Quilt Exhibitions** in 1999. She and chairwoman, Wendy Bynner, developed the vision for the two-week display of original artwork that explores themes of spirituality, joy, inspiration, peace, healing and grief. The show is now held in Herndon, VA, outside Washington, D.C.



Deeply influenced by her husband's bout with cancer and his recovery in 1993, most of Vikki's artwork now focuses on the themes of healing, spirituality, hope, and inspiration. In her writings and teaching, Vikki's focus is to inspire, nurture and develop the artistry and self-confidence within each quilter.

Vikki's lecture on Tuesday at 7pm or Wed 9:30am will be "Nurture your Creative Spirit".

She will teach a workshop on Thursday March 10th 9am-3:30pm called "Crazy about Curves-The Basics".

On Friday, March 11th 9am-3:30pm she will teach "Adding Dimension and Manipulation to Quilt-The Basics"

# Tucson Quilters Guild

## PROGRAM NOTES

Click on the website address to look at the workshops in detail. Most websites will also have the Supply List needed for the class. The 1 day classes are \$50 and the 2 day classes are \$100. The classes are from 9:00 AM to 3:30 PM each day and they are held at the St. Francis Cabrini Church, 3201 E. Presidio, Tucson, AZ 85716 in the large multi-purpose room (the same location as the lectures). These workshops are a great opportunity for you to learn new quilting skills at a very reasonable price from professional quilters from all over the United States!

## Upcoming Programs:

### March 2016 - [Vikki Pignatelli](#)

March 8 & 9 Lecture: "Nurture Your Creative Spirit"

March 10 Workshop: "Crazy About Curves: The Basics" [Supply List](#)

March 11 Workshop: "Adding Dimension and Manipulations to Quilts: The Basics" [Supply List](#)

### April 2016 - [Bonnie McCaffery](#)

April 12 & 13 Lecture: "Inspiration & Development of a Quilt Artist"

**Due to insufficient enrollment, the program coordinators have had no choice  
but to cancel Bonnie McCaffrey's workshops in April.**

She will still come to Tucson and be here to give her lectures at our April Guild meetings.

### May 2016 - [Rita Verroca](#)

May 10 & 11 Lecture: "Travel Through Quilt History"

May 12 Workshop: "Flower Bouquet" [Supply List](#)

May 13 Workshop: "Monarch Butterfly" [Supply List](#)

Attend both classes, project: Flowers for Martha [Supply List](#)

### June 2016 - [Gail Garber](#)

June 7 & 8 Lecture: "Liberalism in Quilting, Free Form Art Quilts"

June 9 Workshop: "Scrumptious Star Stitchery"

June 10 Workshop: "Designing Circular Borders"

### July 2016

Round Robin

### August 2016

Quilt-a-Thon

### September 2016 - [Grace Errea](#)

September 13 & 14 Lecture: "Quilters Magical Journey"

September 15 Workshop: "Intro to Heat Set Machine Applique"

September 16 Workshop: "Trapunto Technique"

Sign ups open May 2016



## What is a Quilt-a-Thon?

What exactly is Quilt-a-Thon? On August 13, 1997, the Tucson Quilters Guild began an experimental project that has since blossomed into a favorite annual event for our members. We spend the evening or day of our regular August general meetings in air-conditioned bliss, making as many quilts as possible.

Prior to the Quilt-a-Thon, patterns are selected, kits are assembled and packaged for sewing tops. The tops are constructed by member volunteers. Then, during the Quilt-a-Thon, we layer and tie the quilts. Last year, we produced 130 child-size quilts and collected 16 twin-size quilts, donated to Sister Jose Women's Center and the Banner University Medical Diamond Children's Center.

### **Although August seems far away, we are looking for help in three areas.**

- 1) Committee volunteers. Help us select the recipient charity, host cutting parties, help out during the Quilt-a-Thon. If you work 9 to 5 or if you are a snowbird, you are welcome! We'll find ways you can help.
- 2) Charity selection. For practical reasons, most of the quilts we produce vary from 36" x 36" to 42" by 60". These sizes make nice children's quilts or lap robes for the elderly. If you know of an organization that could make good use of quilts in these sizes, please let us know. With hundreds of members, there have to be a lot of good ideas out there that we might not consider without your input.
- 3) Fabric donations (and supplies). Last year's successful Quilt-a-Thon made quite a dent in the Guild fabric stash. We are looking for yardage to make quilt backs, half yard cuts and larger for kits, even bags of squares neatly cut and packaged to make quilt tops. Please don't donate those bins of small scraps that you don't know what to do with but can't bear to throw away! Bright colors are always a winner; whether we look for darker colored or novelty fabrics depends on the selected charity.

Please see Barbara Heiman ([bjheiman@hotmail.com](mailto:bjheiman@hotmail.com)) or Paulette Worman ([lavendarlady@centurylink.net](mailto:lavendarlady@centurylink.net)) for more details or to volunteer.



## QUILT FOR A CAUSE

**Quilt Fiesta! Thanks, Quilt Fiesta! Quilt For a Cause had a wonderful time at the show!**

Special congratulations to Janet Pugh, whose beautiful Asian-inspired quilt, "Waiting", was chosen for the first Dorothy Lee Memorial Award, sponsored jointly by Quilt For a Cause, Pacific Rim Bee, and Tucson Quilt Fiesta. And of course we're pleased that our own QFaC Board quilt, "Priceless", in honor of Dorothy Lee, won a judges' blue ribbon on its way to the QFaC Auction.

Thanks, TQG members, for buying our patterns and donating quilts for the auction. We introduced 2 new patterns at the show: "Arizona Sunset" by Karen Kelter and "Bunny Bag" by Mary Wetmore. If you missed getting yours, please visit our table at Guild meetings. We now have 14 beautiful patterns available!

We are still accepting quilts for the auction, through August 1. Quilts are then offered for sale on our website as well as around the community until mid-September, when they will be hung at TMC for a month with their silent auction bid sheets or Buy Me Now price tags. Quilt donation forms are available at our table or on our website, [quiltforacause.org](http://quiltforacause.org).

The grand finale will be October 15 at TMC. At this, our 5<sup>th</sup> auction, we are hoping to raise another \$100,000 or more for the women's cancer programs at TMC and St. Elizabeth's Health Center. Thanks, Tucson Quilters, for making this happen!

## QUILTING FOR OTHERS

Mary Meserve and I are pleased to continue the mission of the Quilting For Others Committee for 2016. We have some great things planned and are eager to get started with another successful year.

- We are continuing the drive for Pillowcases and Christmas Stockings. The new size will be uploaded to the website. We will need at least 250 stockings and pillowcases this December. We are requesting if you make pillowcases, please do make them for the kids. We really need bright, cheerful pillowcases. Remember, these go to children (and their siblings) who are undergoing cancer treatment, so happy colors are best.
- In order to facilitate the making of kits for the pillowcases, we are going to have a drive for fabrics. The storage has lots, however it is more suited for scrap quilts than the bright kids pillowcases.

***Don't Forget!***

***Bring to the meeting 1 yard of kid print/bright/solids/etc.  
and we'll give you a ticket towards a prize bag each month.  
You may be the lucky winner of some great quilting stuff!***

- Our new recipient of the toiletries is EMERGE! Emerge! is the Center Against Domestic Abuse. They are so happy to be able to receive our gift of the soaps, shampoos, etc. that you so generously give. They do have a list of other items they need, so if you visit their website at [www.emergecenter.org](http://www.emergecenter.org) and wish to bring something to the meeting, I'll be happy to deliver. (Please remember they can accept ONLY new items.)
- Peppi's House (a local hospice) has asked us to help them by providing pillowcases for Veterans. Do you have Red/White/Blues to make into a pillowcase? They have asked for 100 this year.
- The Committee needs your help with finishing quilts. You can assist us by: piecing a top together, quilting a top, or by adding a binding, if needed.

We thank you so much for being generous with your fabric, time and talents! The recipients in our community are so grateful!

Kathy Harris, Mary Meserve Quilting For Others

## Spotlight: Retiring TQG Newsletter Editor Joey Nakagawa

Joey Nakagawa joined the Tucson Quilters Guild in March 2003 and met many members at the new members' tea in May. In subsequent years she mentored other new members.

In December 2007 she got to know the Quilt Show Entries Chairperson Sheila Robinson and signed on to help her; however, by April Sheila resigned and Joey took her place as Entries Chairperson. It was a position that Joey fulfilled for the next 5 years!

The first year was tough. Joey's father was dying of cancer so she spent several months in Hawaii helping her brother to take care of both parents while still working on the quilt show entries. By 2012 Ginny Dove was helping Joey with the quilt show entries and eventually took over the position.

By October 2013 Joey was ready to take on a new position in the Guild so Maggie Newman, who had recently taken on a new full time job, suggested that she take over as Newsletter Editor. Since Joey had previously worked on newsletters it was easy for her to slip into this new position. Joey continued as editor for 3 years.

In 2014 Joey became a new Granny and spent three months in Connecticut to welcome her new grandson Rupert while still working on the newsletter. In 2015 she spent five months in Connecticut babysitting Rupert, cleaning the house, cooking, and still working on the newsletter. After buying a Connecticut home in December, Joey realized that she will be spending more time away from Arizona babysitting and remodeling her house, so it was time to resign as TQG newsletter editor.

Joey will continue to donate her quilts to the Guild and other charities and participate in the Guild and quilt bees while she is in town six months a year.

*Luckily, there is a small quilt shop less than two miles from her Connecticut home.*

Thank you, Joey for your years of service to TQG!



Needless to say—learning from Joey was FUN!  
Joey Nakagawa (on right) and new editor Diane Hartman (on left)

## ***Reminder: Charity Project Request!***



### **Projects due at April Meeting**

My daughter, Ann, who works at the Lawton/Ft. Sill Veterans Center in Lawton, OK, has asked for 'Fidget Quilts' for some of their Alzheimer/Dementia residents. The majority of residents in this home are men since it is a home for military veterans. Keeping this population in mind, the focus for these little quilts should be more masculine. The quilts need to be washable and sturdy. They do NOT need to be 'show quality'!

Sally Dickinson, Grants Director

#### **Guidelines and suggestions for these quilts:**

**Size** – 18" to 24" square. This can be a nine patch of 6" finished squares, a 16 patch of either 6" finished squares, or 5" finished squares, or a 25 patch of 4" finished squares.

**Fabric choices** – These can be of many different fabric types and textures – corduroy, fleece, Minke, softer upholstery fabrics, denim, flannels and cottons. The cottons should have visually interesting prints, or could be incorporated in a simple pieced block. Patriotic prints can be used as well.

**Embellishments** – Ribbon loops, ribbons for tying into bows, rick rack, Velcro strips, Prairie Points, a bow tie, a 'tail' of an old necktie (even the right side of the skinny back part), drapery findings (ball fringe, tassels), eyelets with laces (tack the lace down at the top or bottom so it does not get lost). Given the veteran population, patches from any of the branches of service could be appliquéd onto a square. A pocket could be included – I purchased a pair of child's jeans at Goodwill for the hip pockets and for the denim. I have added a 'Teenie Beanie' baby from a McDonald's promotion securely tacked down. For more ideas, you can do a web search for Alzheimer's Fidget Quilts to see what others have done. I saw one with an attached (top and bottom) cord and large wooden spools that slide up and down on the cord. Use your imagination and have fun!

**Backing** – Please use either flannel or fleece to help the quilt stay on a lap. These fabrics aren't as slippery as woven cottons.

**Finishing** – Batting is not required or recommended, especially with the flannel or fleece backings. The quilt top and backing can be sandwiched either with right sides together and stitched around the edges, pillowcase style, then turned right side out and slip stitch the opening closed, or the top and backing can be sandwiched with the wrong sides together and bound – I used a package of extra wide double fold bias tape for binding. As a final step, or before applying the binding, quilt in the ditch along the seams between the blocks to hold the top and backing together.

**Do not use** – For safety's sake please do not use any zippers, buttons or small charms or beads as embellishments. Make these quilts much as you would for a small child.

The quilts will be collected at the April meetings to be mailed to Oklahoma. Thanks in advance for all your help. –

Sally Dickinson, Grants Director

### **Applications Due in April 30th**

#### **Tucson Quilters Guild Grants Program**

Are you a member of another quilting group that might benefit from receiving a grant to get a quilting project started? Perhaps you are in a bee or a church quilting group that just needs a little extra money to help with a project. Check out the new information and application process found on the left side of our main web page to see if your project might qualify for a grant from the Guild. We encourage you to apply for grant money for your group.

Sally Dickinson, Grants Director



## BEES, BEES, BEES—Updated!

### CENTRAL AREA:

**Himmel Park** Contact: Ruth Campbell, 792-1639

Where: Himmel Park Library; When: Third Wednesdays, 6:30 PM

### EAST SIDE:

**Art Quilters** Contact: Laura Steiniger, 465-9100

Where: Quilters Market; When: Third Wednesdays, 10 AM to Noon

**Charity Bee** for more information call Susan 747-8458

Where: Quilters Market

When: 2nd Tuesday of the month at 1:00 pm

**Evening Eastside Bee** Contact: Arlene Svenson [520-822-8515](tel:520-822-8515)

Where: Unity Church of Peace, 1551 S Eastside Loop

When: First Thursdays, 6:30 – 9 PM

The Evening Eastside Bee does not meet during the summer.

**UFO Bee** (Bring your own UnFinished Objects) Contact: Mary Meserve, [marymes@aol.com](mailto:marymes@aol.com)

Where: Quilters Market

When: Tuesdays, 9:00 – 11:30 a.m.

**Pacific Rim Quilting Bee** Asian fabrics, donation quilts

Contact: Annette Meyer, [shelbymeयरaz@cox.net](mailto:shelbymeयरaz@cox.net); Susan Owara

Where: The Quilt Basket When: First Tuesdays, 10:00 a.m. – noon

**East side Saguaro Needlers Bee** Contact Joan Gilbert 722-3822.

Meets third Wednesday 1:00-4:00 in members homes.

### GREEN VALLEY:

**Hexies Bee** English Paper Piecing, Contact: Carole Sullivan, 520-762-8652

Where: Friends Indeed Community Center, Green Valley, AZ

When: First Wednesdays, Noon – 3PM

**North of the Border** Contact: Babs Phillips, 393-6557

Where: M & I Bank, 270 W Continental, Green Valley; When: Thursdays 9:30 – Noon

### NORTHWEST:

**Mona Lisa Bee** on the Northwest side is now open. They are looking for new members. They meet at the Foothills Community Church at 3301 Overton Road on the 2nd Mondays of the month at 9:30 a.m. Anyone who is interested can contact Claudia.

Contact: Claudia Colton [520 395-2628](tel:520-395-2628) [cwcolton@comcast.net](mailto:cwcolton@comcast.net)

### SOUTH:

**Quilts of Valor Bee** Contact: Beth Glass, 241-0359

Where: Eagles Wings Quilting, 3949 E. 29<sup>th</sup> Street, Tucson, 85711

When: Third Thursdays, 1:00 – 4:00 PM

### SOUTHWEST:

**Southwest Side Bee** All are welcome. Contact: Marie Morris, 520-403-6208 or 520-623-0123.

Where: GracePointe Church, 2555 W. Valencia Rd., Tucson

When: Mondays, 6:30 – 8:00 p.m.

Please contact the Guild Beekeeper, Laurie Mullins at [MLauriel@hotmail.com](mailto:MLauriel@hotmail.com) to add, change or correct information about Bees. Open Bees are listed in the newsletter. The closed Bees list is on the TQG member website.



## Arizona Quilt Documentation Project – Tucson

By Sue Franklin

At the February meeting, the team learned more about the *Arizona Quilt Study* Regional meeting on March 19 at the *Gilbert Historical Museum*. There will be a silent auction and also lectures on quilt restoration and stabilization. Sue Franklin will coordinate a quilt turning and is looking for volunteers to help.

The continuing education, presented by Sue, was on chintz. She shared her circa 1830-40 *8 point LeMoyne Star* crib quilt that contains three different glazed chintz fabrics. The quilt, in pristine condition, likely came from a wealthy family. It is beautifully quilted with a diagonal grid about  $\frac{3}{8}$ " –  $\frac{1}{2}$ " for both sashing and borders. Chintz first was introduced to the Europeans from India in the 1600s. They were fascinated with its lustrous color and beauty. Used in Europe for upper class women and men's clothing, it eventually became popular for bed coverings, too. Because it was costly, it frequently was used for appliquéd rather than pieced quilts. Chintz was widely popular in the late 18<sup>th</sup> century and until about 1850.

The team documented four quilts. First on the docket was the *English Center Frame crib quilt* owned by Sue Franklin. Next, another crib quilt of Sue's, *Mother Goose Land*, was a whimsical appliquéd and embroidered piece. Third, was a bed quilt, *Pieced Tulips*, that owner, Kate Clark, remembers sleeping under as a child. The final quilt was a small wall hanging, made by Sue, entitled *The Reverend Best Cornucopia*, a Baltimore Album block.

Later in February, at set up day of *Quilt Fiesta*, some team members documented eight of the 16 *Vintage Quilt Turning* quilts. These include the following, all owned by Guild members. Katie Ammon had two, *Trip around the World* and *Sunflower*, also known as *Carpenter's Wheel*. Judy Breneman shared an *Improved Nine Patch*, made by her great grandmother. *Bricks*, a simple, but stunning quilt from the 1930s was loaned by Patty Goodsell. Believe it or not, Patty paid less than \$50 in the 1980s! Sisters, Claudia Colton and Marilyn McConnell were given two lovely quilts by a family member. Claudia's quilt, *Turkey Tracks* or *Wandering Foot*, was from the early 19<sup>th</sup> century, while Marilyn's was a lovely *Hanging Baskets* from either the last quarter of the 19<sup>th</sup> century or early 20<sup>th</sup> century.

Roberta Sipes shared a magnificent lace trimmed *Crazy* that she found on EBay. I think I need to start checking out that site. The final quilt documented, a lovely *Rose of Sharon* from the last quarter of the 19<sup>th</sup> century, belonged to Eileen Mechling. The green had faded to grey, but that didn't detract a bit from the quilt's beauty.

If you have questions about quilt documentation or would like to join the Tucson team, please either call or email Tucson liaisons Sue Franklin, (520.490.4721; [suevette63@comcast.net](mailto:suevette63@comcast.net)) or Terry Gryzb-Wysocki, (520.749.9326; [terry-gw@mindspring.com](mailto:terry-gw@mindspring.com)). New members are welcome. Also, if you'd like to just come to watch and view the process; that is possible, too. Training sessions are held monthly from 9:30 until 12:30 at the *Ellie Towne Flowing Wells Community Center* on Ruthrauff Road. Information about quilt documentation teams throughout Arizona may be obtained from Lynn Miller at either 480.632.2819 or [azquilt doc@yahoo.com](mailto:azquilt doc@yahoo.com). Lynn always needs people familiar with the computer to aid her with data entry for the Quilt Index. Lynn can do distance training which takes a couple hours.



# Tucson Quilters Guild

## The Guild Basics

<b>Who:</b>	All Members
<b>What:</b>	<b>Business Meeting</b> —First Wednesday of every month in the Church Classroom. <b>General Meetings</b> - Second Wednesday of the month in the morning or the Tuesday evening preceding the second Wednesday - in the Parish Hall.
<b>When:</b>	<b>Business Meeting</b> — 9:30 AM ~ 10:30 AM <b>General Meetings:</b> Tuesday Evening —7:00~9:30 PM Wednesday Morning —9:30 AM~12:00 PM
<b>Where:</b>	St Frances Cabrini Church 3201 E. Presidio Near Fort Lowell and Country Club
<b>(How):</b> Parking	Guild members are asked to refrain from parking in the spaces in front of the Parish office; the Church wants these spaces to remain open for Church members who have business to attend to in the office. This is the small building to the east of our meeting room. <b>PARKING NOTICE:</b> Tuesday evening attendees: The Church's Family Classes are in session again, so PLEASE DO NOT PARK IN THE FRONT LOT. Use the side or back lot.
<b>Why:</b>	Come to get involved with all aspects of the Guild, to make new friends, learn new quilting skills, share, but most of all, to have <b>FUN</b> . But please, <b>do not wear fragrance to meetings</b> .
<b>Cost:</b>	Members (\$30/year, due in March) and Guests (\$5.00/meeting with guest speaker)

## Advertising

Members: \$5.00 for small want ads for  
Quilting/sewing related items  
Quilt related businesses: \$25 business card size  
\$50 1/4 page, \$100 half page  
For additional information and to reserve space  
in the next newsletter, email newsletter editor:  
newsletter@tucsonquiltersguild.com



Tucson Quilters Guild and Tucson's Quilt Fiesta! is on Facebook! Since this is FREE publicity for our Guild and our show, ask your friends to 'like' the page. What can be better than free?

<https://www.facebook.com/pages/Tucson-Quilters-Guild-Tucson-Quilt-Fiesta/121887434544473>

## EMAIL LIST

The Guild now has an email list for easy communication with the members. Please log into the protected area of the website and put your name and email address into the box at the top of the page. After doing this, you will receive an email. You must click on the link after making the link into one long line. If this works, you will receive another email saying you were successful. If you have any problem with this, email me at [quilter@tucsonquiltersguild.com](mailto:quilter@tucsonquiltersguild.com).  
Meg Silvern

## TQG BOARD AND COMMITTEES

President	Roberta Sipes	<a href="mailto:rfsipes@gmail.com">rfsipes@gmail.com</a>
Vice President	Elaine Romanelli	<a href="mailto:Romanellielaine@gmail.com">Romanellielaine@gmail.com</a>
Endowment/ Donations	Sally Dickinson	749-9815
Membership	Kathy Barton	<a href="mailto:membership@tucsonquiltersguild.com">membership@tucsonquiltersguild.com</a>
Member at Large, Evening	Kay Hendricks	325-4509
Member at Large, Morning	Evelyn George	325-0166
Programs	Karen Fisher	
Programs	Denise Withrow	
Quilt Show Co Director	Betty Anderson	<a href="mailto:bettyca@comcast.net">bettyca@comcast.net</a>
Quilt Show Co Director	Reilly Zoda	<a href="mailto:sekmet73@cox.net">sekmet73@cox.net</a>
Secretary	Jan Johnson	<a href="mailto:recsecretary@tucsonquiltersguild.com">recsecretary@tucsonquiltersguild.com</a>
Treasurer	Dale Dominique	<a href="mailto:treasurer@tucsonquiltersguild.com">treasurer@tucsonquiltersguild.com</a>
Bears	Christine McCollum	748-9165
Bees	Laurie Mullins	<a href="mailto:MLauriel@hotmail.com">MLauriel@hotmail.com</a>
Corresponding Secretary	Mary Meserve	465-2785
Finance	Marie Morris	623-0123
Guild Pins	Diane Bach	<a href="mailto:bachdiane@yahoo.com">bachdiane@yahoo.com</a>
Guild Publicity	* open *	
Historian	Cathy Dargel	746-9246
Holiday Block Exchange	July Gilmartin Colleen Babcock	<a href="mailto:jgilmartin@msn.com">jgilmartin@msn.com</a> <a href="mailto:cjquilts@att.net">cjquilts@att.net</a>
Hospitality	Christine McCollum Marie Luongo	748-9165
Library	Donata Pfisterer	760-0309
Newsletter	Diane Hartman	<a href="mailto:dhartman69080@gmail.com">dhartman69080@gmail.com</a>
Pattern of the Month	Evelyn George	<a href="mailto:quilter4ever@cox.net">quilter4ever@cox.net</a>
Quilt A Thon	Paulette Worman Barbara Heiman	<a href="mailto:lavenderlady@centurylink.net">lavenderlady@centurylink.net</a> <a href="mailto:bjheiman@hotmail.com">bjheiman@hotmail.com</a>
Quilting for Others	Mary Meserve Kathy Harris	465-2785 615-0541
Raffle Quilt 2017	Colleen Babcock	<a href="mailto:cjquilts@att.net">cjquilts@att.net</a>
Raffle Quilt 2018		
Record Keeper	* open *	
Website	Meg Silvern	<a href="mailto:meg@silvern.com">meg@silvern.com</a>





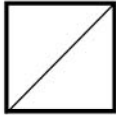
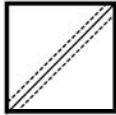






# SUMMER SURPRISE MYSTERY QUILT!

Don't you just love a good mystery? "Summer Surprise", a mystery quilt by our own talented designer, Marie Morris, began in the February issue with Yardage and Clue 1 (cutting), and continues with monthly clues through May, when the mystery will be revealed!

This month we begin the sewing with Clues 2 and 3 -- if you're new, or missed last month's instructions, log in to the website and scroll down to the Pattern of the Month section to find the printable clues for "Summer Surprise." Also, a few printed copies will be available at the Pattern of the Month table, for those who need them. Get started now -- it's fun, and everyone's quilt will be different!

## Summer Surprise – TQG Mystery Quilt (60" x 72") Designed by Marie Morris [mimawsquilting@hotmail.com](mailto:mimawsquilting@hotmail.com)

### MARCH 2016 – Clue 2 and Clue 3

<p><b>Clue 2</b></p> <ol style="list-style-type: none"> <li>1. Make 40 half-square triangles, <math>3\frac{1}{2}" \times 3\frac{1}{2}"</math>, using Background Fabric and Fabric 1. Figure A Note: You may use any method you wish.</li> <li>2. Make 40 half-square triangles, <math>3\frac{1}{2}" \times 3\frac{1}{2}"</math>, using Background and Fabric 2. Figure B</li> </ol>	<p><b>Figure A</b></p> 	<p><b>Figure B</b></p> 
<p><b>My method</b></p> <ol style="list-style-type: none"> <li>1. I cut strips 1" larger than the finished size of the half-square triangle. So I would cut 4" strips of Fabric 1 and Background Fabric (two strips of each).</li> <li>2. Cut strips into squares 4" x 4". Each pair of squares will give you two half-square triangles. Since we need 40, we will need 20 4" x 4" squares of each fabric.</li> <li>3. Draw a diagonal line on the wrong side of the Background Fabric from corner to opposite corner. Figure C</li> <li>4. Place right sides together and stitch <math>\frac{1}{4}"</math> on each side of the diagonal line. Cut on the diagonal line and you have two half-square triangle blocks. Figure D</li> <li>5. Press and square to <math>3\frac{1}{2}" \times 3\frac{1}{2}"</math></li> </ol>	<p><b>Figure C</b></p> 	<p><b>Figure D</b></p> 
<p><b>Clue 3</b></p> <ol style="list-style-type: none"> <li>1. Cut 3 strips Background Fabric <math>3\frac{1}{2}"</math> wide. Cut into 30 squares <math>3\frac{1}{2}" \times 3\frac{1}{2}"</math>. Figure A</li> <li>2. Use Background square and Fabric 1 half-square triangle to make Figure B. You will make 30. Save the other Fabric 1 half-squares for another clue.</li> <li>3. Use pieces from step 2 to make 15 four-patches like Figure C.</li> </ol>	<p><b>Figure A</b></p>  <p><b>Figure B</b></p>  <p><b>Figure C</b></p> 	
<ol style="list-style-type: none"> <li>1. Cut 3 strips Background Fabric <math>3\frac{1}{2}"</math> wide. Cut into 32 squares <math>3\frac{1}{2}" \times 3\frac{1}{2}"</math>. Figure E</li> <li>2. Use Background squares and 32 half-square triangles of Fabric 2 to make Figure F. Make 32; save the other Fabric 2 half-squares for another clue.</li> <li>3. Use pieces from step 2 to make 16 four-patches like Figure G.</li> </ol>	<p><b>Figure E</b></p>  <p><b>Figure G</b></p> 	<p><b>Figure F</b></p> 



## Pattern of the Month - March 2016

By Evelyn George

### Celebrate National Quilting Day!



Saturday, March 19 is National Quilting Day! It was started in 1991 by the National Quilting Association; the new coordinator is The Quilt Alliance (<http://www.allianceforamericanquilts.org/>). **Celebrate by making a quilt!** Whether it's for someone special, for yourself, or one you'll donate, there's no better way to unite in spirit with other quilters! Maybe you'll start the new "Summer


Surprise" Mystery Quilt on the website, or a new pattern you've been waiting to try! Here are a few more ideas for ways to celebrate—you'll surely find something quilt-y to do, on **our very own national holiday**:

Visit your favorite quilting blogs to see what they're doing to celebrate National Quilting Day, or look for ideas in books or magazines. Visit your local quilt shops for inspiration, classes, and of course, supplies!

Go to a quilt show, or spend the day quilting with a friend. Make a pillowcase, stocking or quilt for charity (pick up free kits and patterns from Quilting for Others).


Make some scrappy blocks with your leftover fabrics, or those you don't have a plan for otherwise. Sew them into a quilt to give. Make your orphan blocks into table runners, wall hangings, etc. You'll have a head start on gifts.

Start a new quilt, or design one; or help a friend with hers. Finish a UFO.



Clean out your sewing room and donate unwanted fabrics to someone who can use them. Donate a quilt to charity.

Take out your favorite quilt and give it a hug! Make a label for it, or for another quilt that needs one. Plan to get your quilts documented.



There are *hundreds* of free patterns for blocks, quilts and other projects on your Tucson Quilters Guild website (user name and password are on the back of your membership card), plus a new one every month, in the Pattern of the Month section. (*Hint: Before 2012, there was a quilt block pattern in each month's newsletter; many of those are still on the website.*)

Here are just a few of our **old favorites** and which issue to find them in --just click on the month and a pdf of the newsletter will open up; you can then print just the page with the pattern on it:

**Baby Elephant** - Jan. 2005 p. 7

**Santa Cruz Star** - March 2005 p. 4

**Autumn Leaf** - Sept. 2006, p. 7


**Scrapbusters technique** - May 2007, p. 7

**Old Pueblo Star** - Feb. 2008, p. 10

**Scrappy Little House** - Oct. 2009, p. 7

**Best Friends Star** - December 2010, p. 7

**Spring Chicken** - March 2011, p. 7



and lots more! Browse through the old newsletters -- you may find inspiration for your next quilt! Congratulate yourself on being a quilter and a Tucson Quilters Guild member, and invite a friend to the next meeting! We have a lot to celebrate. We are approaching our guild's 39<sup>th</sup> Show, in 2017; and in 2018, there will be a Ruby Anniversary theme for the 40<sup>th</sup> (be thinking about that for your 2018 entries). This month, our guild celebrates ten years of evening meetings! And I'm celebrating 14 years of designing monthly patterns for you. How time flies when you're having fun quilting ...!

----**Pi Day of the Century** -Did you know 3.14.16 is the *only* Pi day of this century? Celebrate on March 14 by eating Pie, of course, or by making a Pie Quilt (see Pie Crust template on the website, under Block of the Month November 2011; or go to the October 2011 newsletter for the Block of the Month called "Mama's Pie").

