



# FIESTA NEWS!

## JULY ROUND ROBIN

Reilly is planning many ideas, demos, and talks from some of our very dedicated, talented guild members. Please come out and enjoy what the programs has to offer at the July meetings.

### 2015 Calendar

Business Meeting:

**Wed., July 1, 9:30 AM**

General Meetings:

**Tue., July 7, 7:00 PM**

**Wed., July 8, 9:30 AM**

Submission deadline for the July Newsletter: **Wed., July 15.** Articles should be sent to Newsletter Editor Joey Nakagawa at

[newsletter@tucsonquiltersguild.com](mailto:newsletter@tucsonquiltersguild.com)

Quilt-a-Thon

**Tue., Aug. 11, 7:00 PM**

**Wed., Aug. 12, 9:30 AM**

Quilt entry deadline:

**Wed., Oct. 14** at meeting

**Fri., Oct. 30** by mail

### 2016 Quilt Fiesta! Quilt

**Show meetings** are at

10:00 AM at the Tucson Police Substation on the NW corner of Alvernon and 22<sup>nd</sup> Street. Everyone is welcome to attend.

No meeting in July

August 28, 2015

September 25, 2015

October 23, 2015

November 20, 2015

December 18, 2015

January 29, 2016

## President's Message

I was looking at the weather app on my cell phone and noticed that a color band indicating the current weather conditions changed according to the outside temperature. It went from yellow to reddish-orange as the summer day heated up. I started to wonder what other colors reminded me of a summer day. Of course it being July when you read this, red, white and blue come to my mind. But how about the azure blue of a clear sky or the colors of a slice of watermelon or a juicy peach that you might have for dessert tonight. Any of these colors could be the beginning of your next quilt. You might be thinking that it's just too hot to be handling fabric and you may be right. But what if you decided that you could just dream of your next quilting project? What colors would you use? Would it be an art quilt or a one -block wonder? Would it encompass a technique that you've never tried? Or would you just ponder about a Christmas quilt with lots of pine trees and snowmen? I think I'm going to take my advice and go sit in my porch swing, with a big glass of iced tea and let my mind roam over the possibilities of my next quilt. Good way to spend the day!!!

Roberta

## 2015 Quilt-A-Thon

This year's Quilt-A-Thon will be held on Tuesday, August 11, 2015 and Wednesday, August 12, 2015. The Hostess Committee will have refreshments available on both days. Sign-up sheets will be available at the July meeting. If you are planning to attend and bringing any of your "tools", please be sure to mark them with your name.

Happy quilting,

Paulette Worman, Chairperson

# 2016 Quilt Fiesta!

## From the Quilt Show Co-Chairs

Entry forms for the 2016 Quilt Fiesta are posted on the web site. The deadline for turning in your entry form is October 13<sup>th</sup> or 14<sup>th</sup> at the General Guild Meetings. If you plan to mail it, it should be post marked by October 30<sup>th</sup>, 2015. We have already received our first entry.

Voting for the 2018 Raffle Quilt design will be at the December General Meetings. Designs can be sent to Joan Swanson. 2018 is the 40<sup>th</sup> anniversary of the Quilt Fiesta.

There is no Quilt Show Committee meeting scheduled for July.

Joan Swanson [jbswanso@gmail.com](mailto:jbswanso@gmail.com)

Betty Anderson [bettyca@comcast.net](mailto:bettyca@comcast.net)

## Vintage Quilt Turning

**I have promises for four interesting quilts.** I learned of two at a recent **Quilt Fiesta** meeting. Like so many quilts in past turnings, they have wonderful stories. What tales will your quilts share? Even if you found a special quilt in an antique shop and know nothing, quilt turning committee members can help you learn its story.

A quote from *How to make an American Quilt* says much about why our ancestors made quilts. "I am not unknown. I learned to speak with needle and thread long before society finally "gave" me a voice—as if society can give anyone a voice; it can only take a voice away...The women in my family quilt." Do you have a quilt that gave a woman such a voice? We'd love to use it or other quilts you may like to share.

Applications to submit a quilt for the *Vintage Quilt Turning* are available on the web. The submission deadline this year is either of the October *Guild* meetings or they may be mailed to Sue Franklin, chair, and postmarked by **Friday, October 16th**. Contact Sue at 520.490.4721 or email her at ([suevette63@comcast.net](mailto:suevette63@comcast.net)) with questions. Thank you!

## Raffle Tickets

Just a reminder, I will not be at the July and August meetings. You may call or e-mail me if you want or need additional tickets and I will be happy to send some out immediately to you. You may also mail stubs and money to me at my home address. Thank you for your participation in this effort and have a fun summer.

PATTY KRUSE 885-2069 [krusequilter@yahoo.com](mailto:krusequilter@yahoo.com)

# 2016 Quilt Fiesta!

## Kids Row

Are you teaching your child to quilt? Are they taking a class at a shop? We encourage you to start thinking of having your child or grandchildren enter his/her quilt in the Quilt Fiesta 2016. We would like to see more children's quilts entered. What a thrill for them to see their own creations displayed at the quilt show—they will be so proud when they receive their ribbon! Kids should be age 17 or younger. All work on the quilts should be done by the child (adults may help with the quilting and binding). I will have entry forms at the Guild meetings, at all the local quilt shops this fall and there will be a copy on our Guild website for you to print out.

Deadline for Kids Row [entry form](#) for the show is Nov. 11, 2015. Quilts will be turned in by February 10, 2016.

For information contact:

Diane Bach 745-6204 or Joyce Bott 349-6223

Or email: [bachdiane@yahoo.com](mailto:bachdiane@yahoo.com)



## AZ Vac and Sew/Eagles Wings Quilting **Independence Day Blow-Out!** **June 25 through July 7**



**1/3 OFF**

ANY machine or sewing cabinet on  
the floor and in stock!



**25% OFF**

ANY SPECIAL ORDER  
machine or sewing cabinet!



Purchase a Janome 15000, Janome 12000, or an  
elna 900 and receive a **FREE** Cloud 9 Sewing Cabinet.  
(MSRP \$2264) Offer available to first 4 purchasers.

Ask about our 0% Financing.

3949 E. 29th St., Tucson AZ (520)790-7041 [www.azvacandsew.com](http://www.azvacandsew.com)

## Quilt For A Cause

Elections were held at the June Board meeting of Quilt For a Cause, Inc., and we are delighted to announce that our current officers have been re-elected for another two years. Congratulations to Terry Gallegos, President, Colleen Babcock, Vice President, Ruth Martin, Secretary and Joan Swanson, Treasurer. Many thanks to them and to the rest of the Board, for all their hard work and [bachdiane@yahoo.com](mailto:bachdiane@yahoo.com) for doing such a great job as we work toward our 5th quilt auction, scheduled for October 15, 2016.

A special thanks to the quilters who have already donated the first 130 quilts, and to all of you who are making or planning to make a beautiful quilt for this auction, to help raise money for the fight against breast and gynecologic cancers. It takes all of us to make this happen! By the way, did you know we are an incorporated 501c3 non-profit organization? That means that we are 100% volunteer powered --no one gets a salary -- and that 99% of the money raised is then donated to fulfill our mission of helping women in the Tucson area. Recipients of the auction funds will again be Tucson Medical Center and St. Elizabeth's Health Center, for their women's cancer programs. Together, we can use our quilt making arts to make a difference in the fight against cancer. Keep up the great work, Quilters!

Go to our website, [QuiltForaCause.org](http://QuiltForaCause.org) to see the quilts we have received so far, to make a donation, buy a quilt or pattern; or find us on Facebook to see photos and stories about our ongoing fundraising events. Thanks!



### Arizona Quilt Documentation Project – Tucson

The Tucson team welcomed new member, Ruth Anderson in June. After a brief business meeting, the continuing education segment provided information about Ruby Short McKim, a prolific designer from the early 20<sup>th</sup> century. Team member, Bea Kabler began the discussion in May with two quilts using *Quaddy Quilties*, a newspaper pattern from a McKim's first series design in 1916. Sue Franklin continued the tale, bringing the *Bible History* quilt, another McKim series quilt from 1927. In both Bea's and Sue's quilts, the characters or events were angular shapes, typical of the Art Deco period.

The group documented Bea's *Quaddy Quilties*, in May and in June, two quilts that Cathy Washburn's grandmother made, an *8 pointed star* and a *Postage Stamp*. Also, both Rachel Lyman's beautifully fussy cut *Mourning* quilt and Sue Franklin's first quilt, a hand pieced and quilted *Sampler* were documented.

May provided more unique documentation experiences at the *Arizona History Museum*. On May 7<sup>th</sup>, 19 quilts were examined and on the 19<sup>th</sup>, another 15 from the Museum's collection. There were quilts ranging from the oldest, an *Oak Leaf and Reel* (with ties to Arizona), dated and signed 1855 to the latest, titled *Warmth of Patriotism* and dated 2001.

Three other quilts had strong Arizona connections. One was a *Star of Lemoyne* doll quilt, complete with doll, circa 1850 – 1875. The doll quilt and doll had been sent from the east by a doting grandmother to a child living in Arizona. The second with an Arizona connection was a *Cigar Store Premiums/Tobacco Flannels* with Indian motifs; circa 1902-29. The third, another Arizona treasure by Goldie Tracy Richmond, *Rodeo* quilt or *Cowboys at Play*.

In the midst of these unique quilts were many *Crazies* (unfortunately, most with deteriorating silks) and *Log Cabins* (varied settings and time periods). Many other pieced and appliquéd quilts were documented. It's like Christmas working with the *Museum* quilts. One never knows what Laraine Daly Jones will pull from the box for the next documentation table!

If you have questions about quilt documentation or would like to join the Tucson team, please either call or email Tucson liaisons Sue Franklin, (520.490.4721; [suevette63@comcast.net](mailto:suevette63@comcast.net)) or Terry Gryzb-Wysocki, (520.749.9326; [terry-gw@mindspring.com](mailto:terry-gw@mindspring.com)). New members are welcome. Training sessions are held monthly from 9:30 until 12:30 at the *Ellie Towne Flowing Wells Community Center* on Ruthrauff Road.

# Tucson Quilters Guild

## PROGRAM NOTES

Program Co-Chairs are Connie German and Reilly Zoda. We encourage you to go to the website under Future Speakers to see all the exciting speakers coming to our Guild until early 2016. There is information on the dates that each speaker will be lecturing and teaching at the Guild along with the workshops offered. Each speaker's website is listed. You can just click on the website address and it will take you directly to their website where you can look at the workshops in detail. Most websites will also have the Supply Lists needed for the class. The 1 day classes are \$50 and the 2 day classes are \$100. The classes are from 9:00 AM to 3:30 PM each day and they are held at the St. Francis Cabrini Church, 3201 E. Presidio, Tucson, AZ 85716 in the large multi-purpose room (the same location as the lectures). These workshops are a great opportunity for you to learn new quilting skills at a very reasonable price from professional quilters from all over the United States!

## Upcoming Programs:

### 2015

#### September 2015 - [Rob Appell](#)

September 8<sup>th</sup> & 9<sup>th</sup> Lecture: "Rob Appell Trunk Show"

September 10<sup>th</sup> & 11<sup>th</sup> 2-Day Workshop: "The Twizzleman Project"

#### October 2015 - [Maxine Rosenthal](#)

October 13<sup>th</sup> & 14<sup>th</sup> Lecture: "One Piece of Fabric - Arrange and Rearrange"

October 15<sup>th</sup> Workshop 1: "One Block Wonders"

October 16<sup>th</sup> Workshop 2: "Cubes Hollow and Otherwise"

#### November 2015 - [Nancy Eha](#)

November 10<sup>th</sup> & 11<sup>th</sup> Lecture: "The Beading Queen"

November 12<sup>th</sup> Workshop 1: "Organic Beading for Art Quilters"

November 13<sup>th</sup> Workshop 2: "Bead-Dazzling Embroidery Interpretations"

Sign-ups open June 2015 Business Meeting

### 2016

#### January 2016 - [Rose Hughes](#)

January 12&13 Lecture: "Embellishment Scavenger Hunt"

January 14&15 2-Day Workshop: "Dreamin Up Landscapes"

Sign-ups open August 2015 Business Meeting

#### February 2016

Quilt Show is in February 19-21, 2016 instead of January

#### March 2016—[Vikki Pignatelli](#)

March 10&11 Lecture: "Nurture Your Creative Spirit"

March Workshops: "Basic Curves" and TBD

Sign-ups open October 2015 Business Meeting

#### April 2016 - [Bonnie McCaffrey](#)

April 7&8 Lecture: "Inspiration & Development of a Quilt Artist"

April 9 Workshop: "Painted Face for Beginners"

April 10 Workshop: "Doodle Zen Dot Z"

Sign-ups open November 2015 Business Meeting

**EMAIL LIST:** The Guild now has an email list for easy communication with the members. Please log into the protected area of the website and put your name and email address into the box at the top of the page. After doing this, you will receive an email. You must click on the link after making the link into one long line. If this works, you will receive another email saying you were successful. If you have any problem with this, email me at [quilter@tucsonquiltersguild.com](mailto:quilter@tucsonquiltersguild.com).  
Meg Silvern



## BEES, BEES, BEES—Updated!

### CENTRAL AREA:

**Himmel Park** Contact: Ruth Campbell, 792-1639

Where: Himmel Park Library; When: Third Wednesdays, 6:30 PM

### EAST SIDE:

**Art Quilters** Contact: Laura Steiniger, 465-9100

Where: Quilters Market; When: Third Wednesdays, 10 AM to Noon

**Charity Bee** for more information call Susan 747-8458

Where: Quilters Market

When: 2nd Tuesday of the month at 1:00 pm

**Evening Eastside Bee** Contact: Connie Weigel, 760-7728 or [xuxala@msn.com](mailto:xuxala@msn.com)

Where: Unity Church of Peace, 1551 S Eastside Loop

When: First Thursdays, 6:30 – 9 PM

The Evening Eastside Bee does not meet during the summer.

**UFO Bee** (Bring your own UnFinished Objects) Contact: Mary Meserve, [marymes@aol.com](mailto:marymes@aol.com)

Where: Quilters Market

When: Tuesdays, 9:00 – 11:30 a.m.

**Pacific Rim Quilting Bee** Asian fabrics, donation quilts

Contact: Annette Meyer, [shelbymeयरaz@cox.net](mailto:shelbymeयरaz@cox.net); Susan Owara

Where: The Quilt Basket When: First Tuesdays, 10:00 a.m. – noon

**East side Saguaro Needlers Bee** Contact Joan Gilbert 722-3822.

Meets third Wednesday 1:00-4:00 in members homes.

### GREEN VALLEY:

**Hexies Bee** English Paper Piecing, Contact: Carole Sullivan, 520-762-8652

Where: Friends Indeed Community Center, Green Valley, AZ

When: First Wednesdays, Noon – 3PM

**North of the Border** Contact: Babs Phillips, 393-6557

Where: M & I Bank, 270 W Continental, Green Valley; When: Thursdays 9:30 – Noon

### NORTHWEST:

**Quilting for Others** Contact: Mary Bazzano, 297-9576

Where: Cactus Quilt Shop; When: Third Wednesdays, 9:30 – Noon;

Theme: Tucson Charities

### SIERRA VISTA:

**Days for Girls without Borders**

Contact: Donna Viitanen, [drvii3043@gmail.com](mailto:drvii3043@gmail.com) or 520-335-8394

Where: Donna's home, call for directions;

When: Second Sundays, 10 a.m. - 4 p.m., November - March

### SOUTH:

**Quilts of Valor Bee** Contact: Beth Glass, 241-0359

Where: Eagles Wings Quilting, 3949 E. 29<sup>th</sup> Street, Tucson, 85711

When: Third Thursdays, 1:00 – 4:00 PM

### SOUTHWEST:

**Southwest Side Bee** All are welcome. Contact: Marie Morris, 520-403-6208 or 520-623-0123 for fall semester dates.

Where: GracePointe Church, 2555 W. Valencia Rd., Tucson

When: Mondays, 6:30 – 8:00 p.m.

Please contact the Guild Beekeeper, Laurie Mullins at [MLauriel@hotmail.com](mailto:MLauriel@hotmail.com) to add, change or correct information about Bees. Open Bees are listed in the newsletter. The closed Bees list is on the TQG member website.



Tucson Quilters Guild and Tucson's Quilt Fiesta! is now on Facebook! Since this is FREE publicity for our Guild and our show, ask your friends to 'like' the page. What can be better than free?

<https://www.facebook.com/pages/Tucson-Quilters-Guild-Tucson's-Quilt-Fiesta/121887434544473>

# Tucson Quilters Guild

## The Guild Basics

|                          |  |
|--------------------------|--|
| <b>Who:</b>              | All Members  |
| <b>What:</b>             | <b>Business Meeting</b> —First Wednesday of every month in the Church Classroom.<br><b>General Meetings</b> - Second Wednesday of the month in the morning or the Tuesday evening preceding the second Wednesday - in the Parish Hall.   |
| <b>When:</b>             | <b>Business Meeting</b> — 9:30 AM ~ 10:30 AM<br><b>General Meetings:</b> Tuesday Evening —7:00~9:30 PM<br>Wednesday Morning —9:30 AM~12:00 PM  |
| <b>Where:</b>            | St Frances Cabrini Church<br>3201 E. Presidio<br>Near Fort Lowell and Country Club   |
| <b>(How):</b><br>Parking | Guild members are asked to refrain from parking in the spaces in front of the Parish office; the Church wants these spaces to remain open for Church members who have business to attend to in the office. This is the small building to the east of our meeting room. <b>PARKING NOTICE:</b> Tuesday evening attendees: The Church's Family Classes are in session again, so PLEASE DO NOT PARK IN THE FRONT LOT. Use the side or back lot. |
| <b>Why:</b>              | Come to get involved with all aspects of the Guild, to make new friends, learn new quilting skills, share, but most of all, to have <b>FUN</b> . But please, <b>do not wear fragrance to meetings</b> .  |
| <b>Cost:</b>             | Members (\$30/year, due in March) and Guests (\$5.00/meeting with guest speaker)   |

## LIBRARY INFORMATION

**Tuesday Evening Meetings:** Open from 5:30 PM to 7 PM only.

**Wednesday Morning Meetings:** Open from 8:30 AM to 9:30 AM and during the break.

### To renew books:

Call Donata Pfisterer the day before the meeting at 733-9557 or email her at:

[donatap@photonengr.com](mailto:donatap@photonengr.com)

### Advertising

Members: \$5.00 for small want ads for Quilting/sewing related items

Quilt related businesses:

\$25 business card size

\$50 1/4 page

\$100 half page

I want to thank everyone who bought books and magazines at the April and May meetings. We made almost \$350.

I also have a small list of new books. This is just a taste. There are many more.

Fons & Porter presents quilts from The Henry Ford

Minnesota Quilt Project - Minnesota quilts

Carlson, Linda - Quilting to soothe the soul

Bresenhan, Karey P. & Puentes, Nancy O. - Celebrate great quilts! Circa 1820-1940

Nickels, Sue & Holly, Pat - Stitched raw edge appliqué

Pool, Linda - Appliqué lace

Johnston, Becky - First-time quilting

George, Evelyn & Hendricks, Kay - Whimsical Collection

Eha, Nancy - Bead creative art quilts

Rymer, Cyndy Lyle (editor) - Photo Fun: print your own fabric for quilts & crafts

Barickman, Amy - Indygo Junction's needle felting

Donata

## TQG BOARD AND COMMITTEES

|                          |                                    |   |
|--------------------------|------------------------------------|---|
| President                | Roberta Sipes                      | <a href="mailto:lsipes@power.net">lsipes@power.net</a>  |
| Vice President           | Elaine Romanelli                   | <a href="mailto:Romanellielaine@gmail.com">Romanellielaine@gmail.com</a>  |
| Endowment/ Donations     | Sally Dickinson                    | 749-9815  |
| Membership               | Mary Meserve                       | 465-2785  |
| Member at Large, Evening | Laurie Mullins                     | <a href="mailto:Mlauriel@hotmail.com">Mlauriel@hotmail.com</a>  |
| Member at Large, Morning | Evelyn George                      | 325-0166  |
| Programs                 | Connie German                      | <a href="mailto:germanconnie@gmail.com">germanconnie@gmail.com</a>  |
| Programs                 | Reilly Zoda                        | <a href="mailto:sekmet73@cox.net">sekmet73@cox.net</a>  |
| Quilt Show Co Director   | Joan Swanson                       | <a href="mailto:jbswanso@gmail.com">jbswanso@gmail.com</a>  |
| Quilt Show Co Director   | Betty Anderson                     | <a href="mailto:bettyca@comcast.net">bettyca@comcast.net</a>  |
| Secretary                | Barbara Heiman                     | <a href="mailto:bjheiman@hotmail.com">bjheiman@hotmail.com</a>  |
| Treasurer                | Kathy Barton                       | <a href="mailto:kathrynbarton@sbcglobal.net">kathrynbarton@sbcglobal.net</a>                                      |
| Bears                    | Christine McCollum                 | 748-9165  |
| Bees                     | Laurie Mullins                     | <a href="mailto:Mlauriel@hotmail.com">Mlauriel@hotmail.com</a>  |
| Corresponding Secretary  | Mary Meserve                       | 465-2785  |
| Finance                  | Marie Morris                       | 623-0123  |
| Guild Pins               | Diane Bach                         | <a href="mailto:bachdiane@yahoo.com">bachdiane@yahoo.com</a>  |
| Guild Publicity          | * open *                           |   |
| Historian                | Cathy Dargel                       | 746-9246  |
| Holiday Block Exchange   | July Gilmartin<br>Colleen Babcock  | <a href="mailto:jgilmartin@msn.com">jgilmartin@msn.com</a> <a href="mailto:cjquilts@att.net">cjquilts@att.net</a> |
| Hospitality              | Christine McCollum<br>Marie Luongo | 748-9165  |
| Library                  | Donata Pfisterer                   | 760-0309  |
| Library                  | Kathryn Wald                       | 749-4772  |
| Newsletter               | Joey Nakagawa                      | <a href="mailto:JoeyKiomi@gmail.com">JoeyKiomi@gmail.com</a>  |
| NQA                      | Mary Meserve                       | 465-2785  |
| Pattern of the Month     | Evelyn George                      | <a href="mailto:quilter4ever@cox.net">quilter4ever@cox.net</a>  |
| Quilt A Thon             | Paulette Worman                    | <a href="mailto:lavenderlady@centurylink.net">lavenderlady@centurylink.net</a>                                    |
| Quilting for Others      | Mary Bazzano                       | 297-9576  |
| Raffle Quilt 2016        | Terry Gallegos                     | 749-3424  |
| Raffle Quilt 2017        | Colleen Babcock                    | <a href="mailto:cjquilts@att.net">cjquilts@att.net</a>  |
| Record Keeper            | * open *                           |   |
| Website                  | Meg Silvern                        | <a href="mailto:meg@silvern.com">meg@silvern.com</a>  |





## Pattern of the Month - July 2015

By Evelyn George

### Hearts Across America 50" x 62"

Make this throw-sized quilt for your favorite American hero, in patriotic fabrics. Start with easy strip sets to make the heart blocks, then alternate them with plain squares to create this diagonal chain of hearts. Can you imagine it also in pastels, for a special little sweetheart? Simple quilting lines can be used to round the heart shape.


#### Fabric Requirements for 50" x 62" quilt:

**Red:** 1-1/4 yards (*hearts, inner border, outer corners, binding*)

**Blue w/white stars:** 1/4 yard (*"links" joining hearts together*)

**White:** 1-7/8 yards (*background*)

**Multicolor patriotic Print or Stripe:** 3/4 yard (*outer border*)



**Backing:** about 3 yards

#### Strip Sets (for Heart Blocks):

Cut *two* 4 1/2" x WOF (42") strips of Red

Cut *four* 4 1/2" x WOF strips of White

Cut *two* 2 1/2" x WOF strips each Red, White, Blue

---Use accurate 1/4" seam allowances for best results. Press seams toward the dark.---

Sew indicated strips together to make the strip sets shown below. Make 2 of each strip set.

Subcut all sets into 2 1/2" slices (16 per strip set; need 32 of each):

4 1/2" White

2 1/2" Red



2 1/2" White

4 1/2" Red



2 1/2" Blue

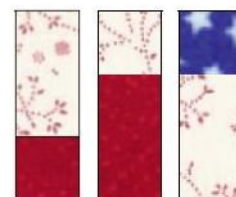
4 1/2" White




#### Plain Squares:

Cut 31 6 1/2" squares White

Cut 4 3 1/2" squares Red



--Join 1 of each together to make a Heart Block ↓



Make 32 Heart Blocks. Alternating Hearts with Plain Squares, arrange in rows as shown in quilt illustration, top of page. Sew blocks together into rows; join rows to make quilt center.

**Red Inner Border:** Cut 6 strips 1 1/2" x WOF and add to quilt, piecing as needed.

**Stripe or Print Outer Border:** Cut 6 strips 3 1/2" x WOF and add, placing the Red 3 1/2" squares in the corners. **Red Binding:** Cut 6 strips 2 1/2" x WOF; add after quilting.