



FIESTA NEWS!

2015 Calendar

Business Meeting:

Wed, June 3, 9:30 AM

General Meetings:

Tue., June 9, 7:00 PM

Wed., June 10, 9:30 AM

Submission deadline for the July Newsletter: **Wed., June 17**. Articles should be sent to Newsletter Editor Joey Nakagawa at

newsletter@tucsonquiltersguild.com

Quilt-a-Thon

Tue., Aug. 11, 7:00 PM

Wed., Aug. 12, 9:30 AM

Quilt entry deadline:

Wed., Oct. 14 at meeting

Fri., Oct. 30 by mail

2016 Quilt Fiesta! Quilt

Show meetings are at

10:00 AM at the Tucson Police Substation on the NW corner of Alvernon and 22nd Street. Everyone is welcome to attend.

No meeting in June or July

August 28, 2015


September 25, 2015

October 23, 2015

November 20, 2015

December 18, 2015

January 29, 2016



About Rayna Gillman

Rayna Gillman is an internationally known artist and teacher whose work has appeared in galleries and museums across the US. She works spontaneously in mixed media, often using collage and print-making techniques to add texture to her work.

Rayna brings her intuitive sense of color and design into her work and her classes, infusing her students with a sense of play and encouraging them to use the words “what if?” as they experiment in their own work. She was nominated for the Teacher of the Year Award in 2010 by Professional Quilter Magazine

She has a B.A. from Mount Holyoke College and studied at the Université de Strasbourg under a Fulbright Grant. She is the author of the best sellers, Create Your Own Free-Form Quilts, and Create Your Own Hand-Printed Cloth, published by C&T and nominated for two book awards.

Her work is in private collections in the U.S. and Europe. It can be seen on her website, www.studio78.net. She invites you to visit her blog at <http://studio78notes.blogspot.com> and to contact her at rgillman@studio78.net.

President's Message

We have been working on clearing out my mother-in-law, Ruby's, old home. She loved having company come visit as well as going to visit others. We were using it as a guest house for the last three years since her death, a fitting use we thought. One thing we did notice as we went through everything was that although she had made many quilts for presents as well as for her personal use, not one had a label! There were quite a few quilts and my sister-in-law and husband said some were probably made by their Aunt Anna Mae too, but which ones? Their Grandmother was also a quilter and some might have been made by her but we don't know. We also don't know the fabric content and what is the batting made of—cotton, polyester, wool? This would help us as we washed and sorted the quilts. We all felt the love she put into all of her quilts and we want to cherish her memory by taking care of her handiwork.

My point in telling this story is this; please, please label your quilts no matter how small or simple they may be. You put your heart into making them. You took your time making them. Please put the quilt title, your full name, town, year and who or why this quilt was made on the back of your quilts even if it's only with a permanent marker. You might even consider taking a picture of yourself and the recipient of the quilt, transfer it to fabric with the above information and sew it on the back too.

Roberta

2015 Quilt-A-Thon

A cutting party was held on April 30, 2015 at the Cactus Quilt Shop. The party was well attended and about 30 kits were prepared. I would like to thank all of those who attended and worked so hard at putting the kits together. The kits were available at the Tuesday and Wednesday General meetings, and every one of the kits was taken by a Member to sew for the Quilt-A-Thon. If you did take a kit, please remember that the Committee would like to have the kits back at the July General meetings. The patterns for all of the quilts were designed by Evelyn George. Thank you Evelyn.

If you did not get a kit and would like to help us out, you can do so by sewing a quilt top for the Quilt-A-Thon; or you can make a completed quilt. These quilts are for the children at the Banner-UMC Diamond Childrens Center. The sizes we are working with range from 42" to 46" wide x 54" to 60" long. Please help if you can.

I would also like to thank those members who have donated completed quilts, both child and twin size, and those members who have agreed to quilt one of the twin size quilts.

This year's Quilt-A-Thon will be held on Tuesday, August 11, 2015 and Wednesday, August 12, 2015. The Hostess Committee will have refreshments available on both days. Sign-up sheets will be available at the June and July meetings. If you are planning to attend and bringing any of your "tools", please be sure to mark them with your name.

Happy quilting

Paulette Worman, Chairperson

2016 Quilt Fiesta!

From the Quilt Show Co-Chairs

Entry Forms for the 2016 Quilt Show are now available on the Website. They are located in the password protected area. We will also have copies available at the General Meetings.

Publicity and Take-Down Positions have been filled. Cathy Dargel will be the Publicity Chair and Beth Glass will be the Take-down Chair. A big thank you to both.

2018 Raffle Quilt: If you like to create original designs, think about something for the 2018 raffle quilt. It will be the 40th anniversary of our quilt show. Details for submitting designs will follow in future newsletters. As always, we will vote at the December meetings.

Joan Swanson jbswanso@gmail.com

Betty Anderson bettyca@comcast.net

2017 Raffle Quilt

Thanks to all our members who turned in their blocks in May. We received almost all of them. If you haven't turned yours in yet please give me a call (405-5478) and we can arrange to pick them up, or mail them to me at 5225 N Valley View Rd, Tucson, 85718.

We will be having a few sewing parties this summer so if you'd like to join us please send me an email and we'll keep you in the loop.

Take care and thanks again for all your help, Colleen Babcock and Diane Bach.

Colleen Babcock

cjquilts@att.net

520 405-5478

Vintage Quilt Turning

Is anyone searching? Hopefully, somebody already found a piece of quilt history to share in **Quilt Fiesta's 2016 Vintage Quilt Turning**. Vintage quilts from all sources are welcome.

An April, 1888 issue of *Good Housekeeping* offered this advice. "Every young girl should piece one quilt at least to carry away with her to her husband's home, and if her lot happens to be cast among strangers, as is often the case, the quilt, when she unfolds it will seem like the face of a familiar friend, and will bring up a whole host of memories, of mother, sister, friend, too sacred for us to intrude upon." Perhaps you have such a treasure that you'd like to share.

Applications to submit a quilt for the *Vintage Quilt Turning* are available on the web. The submission deadline this year is either of the October *Guild* meetings or they may be mailed to Sue Franklin, chair, and postmarked by **Friday, October 16th**. Contact Sue at 520.490.4721 or email her at (suevette63@comcast.net) with questions. Thank you!

2016 Quilt Fiesta!

RAFFLE TICKETS

PATTY KRUSE 885-2069 krusequilter@yahoo.com

WOW! It is Raffle Ticket time again. As many of you know we had our Raffle Tickets for the 2016 quilt show available for member pick-up at the May meetings. I want to thank all of you that took advantage at that time.

We do ask each member to be responsible for the purchase or sale of at least one packet of tickets every year. If each member did buy or sell at least one packet, our sales this year would exceed last year's total which included the show sales. That is something to think about.

Please do your part and be responsible for at least your one packet. I will be available at the meetings and via e-mail or phone for your convenience. (if using e-mail, use RAFFLE TICKETS in the subject line).

All monies received from this sale go directly into the Guild treasury to provide us with everything we enjoy about this Guild.



Kids Row

Are you teaching your child to quilt? Are they taking a class at a shop? We encourage you to start thinking of having your child or grandchildren enter his/her quilt in the Quilt Fiesta 2016. We would like to see more children's quilts entered. What a thrill for them to see their own creations displayed at the quilt show—they will be so proud when they receive their ribbon!

Kids should be age 17 or younger. All work on the quilts should be done by the child (adults may help with the quilting and binding). I will have entry forms at the Guild meetings, at all the local quilt shops this fall and there will be a copy on our guild website for you to print out.

Deadline for Kids Row **entry form** for the show is Nov. 11, 2015. Quilts will be turned in by February 10, 2016.

For information contact:

Diane Bach 745-6204 or Joyce Bott 349-6223

Or email: bachdiane@yahoo.com



©Maria Bell * illustrationsOf.com/1089743

Quilt For A Cause

Quilt For a Cause has been blessed with the donation of 10 quilts from Gabby Giffords. After the tragic events of Jan. 8, 2011, over 40,000 tokens of love and comfort were left at spontaneous memorial sites. After cataloguing, some were selected for the permanent memorial in Tucson, while others were designated to be donated to local charities. Gabby learned about Quilt For a Cause through the Arizona Quilt Documentation Project, as her quilts were being documented, and decided to donate some of her quilts to us. The two smallest ones will be in the Small Quilt Auction at the Tucson Quilt Fiesta next February (benefiting QFaC), and the other eight will be included in the Quilt For a Cause auction at Tucson Medical Center. Many thanks and best wishes to Gabby, and her assistant, Joni Jones, who delivered the quilts to us at the May 13 Guild meeting!

QFaC has several fun events planned between now and the auction, such as Quilts in the Garden, trunk shows, and a bus trip to Road to California in January. If you would like more information about our upcoming events, or you would like to help, please stop by our table at Guild meetings and sign up to be on our email notification list.

And if you might be thinking about donating a quilt to our next auction, but would like to enter it in the quilt show first, that would be wonderful! Especially if you mention that you'll be giving it to Quilt For a Cause, because that will help publicize the auction, which has now been set for the date of October 15, 2016 at TMC. Quilt donation forms are available at meetings, and on our website, quiltforacause.org (where we also have photos of the quilts donated so far, as soon as we can get them up). --Thanks, quilters! We are making a difference in the fight against women's cancers!



Arizona Quilt Documentation Project – Tucson

The team documented 17 of the 19 quilts that were left at various sites after the January, 2011 shooting of Congresswoman Gabrielle Giffords. The shooting that killed six and wounded 13 generated an outpouring of grief, not only in Tucson, but also across the country. Before the documentation began, Joni Jones, from the *January 8th Memorial Foundation*, gave the group a tour of rooms surrounding the documentation area. Boxes of candles were stored in one, tiles decorated by children in another; there were varied types of memorabilia in every conceivable space. The community expression of love for Gabby was strong and evident. Joni also provided the team with breakfast, including home-made coffee cake!

Gabby and her husband Mark Kelly chose their favorite two quilts to keep. The other 17 ranged from a quilt with hand written messages on the blocks made by 6th graders at Congregation Beth Israel in Houston to one made prior to the shooting. That quilt reflected colors of a desert sunset. The maker wanted Gabby to have it for her Houston transfer for medical care so she could remember the desert. Other quilts included prayer quilts, another made by Shari Thompson (team member) and her husband Richard, and one that had the US Flag at the top and the Arizona flag on the bottom, with stars noting the names of the victims, both deceased as well as survivors.

The entire experience moved the Tucson team. Just being in the space that houses the vast memorabilia related to the shooting is incredible. Memorials were left and then collected months after the shooting and eventually carefully dismantled. Over 5000 items were archived and cataloged by volunteers. Michelle Crow, Joni Jones, and Mimi McGarey are key players in Tucson's *January 8th Memorial Foundation*. It was an honor and a pleasure to work with these dedicated women. After the documentation, each team member was presented a copy of *Together We Thrive*, a photographic essay by Janet Marcotte, commemorating the tragedy.

If you have questions about quilt documentation or would like to join the Tucson team, please either call or email Tucson liaisons Sue Franklin, (520.490.4721; suevette63@comcast.net) or Terry Gryzb-Wysocki, (520.749.9326; terry-gw@mindspring.com). New members are welcome. Training sessions are held monthly from 9:30 until 12:30 at the *Ellie Towne Flowing Wells Community Center* on Ruthrauf

Tucson Quilters Guild

PROGRAM NOTES

Program Co-Chairs are Connie German and Reilly Zoda. We encourage you to go to the website under Future Speakers to see all the exciting speakers coming to our Guild until early 2016. There is information on the dates that each speaker will be lecturing and teaching at the Guild along with the workshops offered. Each speaker's website is listed. You can just click on the website address and it will take you directly to their website where you can look at the workshops in detail. Most websites will also have the Supply Lists needed for the class. The 1 day classes are \$50 and the 2 day classes are \$100. The classes are from 9:00 AM to 3:30 PM each day and they are held at the St. Francis Cabrini Church, 3201 E. Presidio, Tucson, AZ 85716 in the large multi-purpose room (the same location as the lectures). These workshops are a great opportunity for you to learn new quilting skills at a very reasonable price from professional quilters from all over the United States!

Upcoming Programs:

2015

June 2015 - [Rayna Gillman](#)

June 9th & 10th Lecture: "Pushing Creativity with What If"

June 11th Workshop 1: "Endless Design Variations"

June 12th Workshop 2: "Fearless Color" Anything Goes"

September 2015 - [Rob Appell](#)

September 8th & 9th Lecture: "Rob Appell Trunk Show"

September 10th & 11th 2-Day Workshop: "The Twizzleman Project"

October 2015 - [Maxine Rosenthal](#)

October 13th & 14th Lecture: "One Piece of Fabric - Arrange and Rearrange"

October 15th Workshop 1: "One Block Wonders"

October 16th Workshop 2: "Cubes Hollow and Otherwise"

November 2015 - [Nancy Eha](#)

November 10th & 11th Lecture: "The Beading Queen"

November 12th Workshop 1: "Organic Beading for Art Quilters"

November 13th Workshop 2: "Bead-Dazzling Embroidery Interpretations"

Sign-ups open June 2015 Business Meeting

2016

January 2016 - [Rose Hughes](#)

January 12&13 Lecture: "Embellishment Scavenger Hunt"

January 14&15 2-Day Workshop: "Dreamin Up Landscapes"

Sign-ups open August 2015 Business Meeting

February 2016

Quilt Show is in February 19-21, 2016 instead of January

March 2016—[Vikki Pignatelli](#)

March 10&11 Lecture: "Nurture Your Creative Spirit"

March Workshops: "Basic Curves" and TBD

EMAIL LIST: The Guild now has an email list for easy communication with the members. Please log into the protected area of the website and put your name and email address into the box at the top of the page. After doing this, you will receive an email. You must click on the link after making the link into one long line. If this works, you will receive another email saying you were successful. If you have any problem with this, email me at quilter@tucsonquiltersguild.com.
Meg Silvern

BEES, BEES, BEES—Updated!

CENTRAL AREA:

Art Quilters Contact: Laura Steiniger, 465-9100
Where: Quilters Market; When: Third Wednesdays, 10 AM to Noon
Himmel Park Contact: Ruth Campbell, 792-1639
Where: Himmel Park Library; When: Third Wednesdays, 6:30 PM

EAST SIDE:

Evening Eastside Bee Contact: Connie Weigel, 760-7728 or xuxala@msn.com
Where: Unity Church of Peace, 1551 S Eastside Loop
When: First Thursdays, 6:30 – 9 PM
The Evening Eastside Bee does not meet during the summer.

UFO Bee (Bring your own UnFinished Objects) Contact: Mary Meserve, marymes@aol.com
Where: Quilters Market
When: Tuesdays, 9:00 – 11:30 a.m.

Pacific Rim Quilting Bee Asian fabrics, donation quilts
Contact: Annette Meyer, shelbymeयरaz@cox.net; Susan Owara
Where: The Quilt Basket When: First Tuesdays, 10:00 a.m. – noon

East side Saguaro Needlers Bee Contact Joan Gilbert 722-3822.
Meets third Wednesday 1:00-4:00 in members homes.

GREEN VALLEY:

Hexies Bee English Paper Piecing, Contact: Carole Sullivan, 520-762-8652
Where: Friends Indeed Community Center, Green Valley, AZ
When: First Wednesdays, Noon – 3PM
North of the Border Contact: Babs Phillips, 393-6557
Where: M & I Bank, 270 W Continental, Green Valley; When: Thursdays 9:30 – Noon

NORTHWEST:

Quilting for Others Contact: Mary Bazzano, 297-9576
Where: Cactus Quilt Shop; When: Third Wednesdays, 9:30 – Noon;
Theme: Tucson Charities

SIERRA VISTA:

Days for Girls without Borders
Contact: Donna Viitanen, drvii3043@gmail.com or [520-335-8394](tel:520-335-8394)
Where: Donna's home, call for directions;
When: Second Sundays, 10 a.m. - 4 p.m., November - March

SOUTH:

Quilts of Valor Bee Contact: Beth Glass, 241-0359
Where: Eagles Wings Quilting, 3949 E. 29th Street, Tucson, 85711
When: Third Thursdays, 1:00 – 4:00 PM

SOUTHWEST:

Southwest Side Bee All are welcome. Contact: Marie Morris, 520-403-6208 or 520-623-0123 for fall semester dates.
Where: GracePointe Church, 2555 W. Valencia Rd., Tucson
When: Mondays, 6:30 – 8:00 p.m.

Please contact the Guild Beekeeper, Laurie Mullins at MLauriel@hotmail.com to add, change or correct information about Bees. Open Bees are listed in the newsletter. The closed Bees list is on the TQG member website.



Tucson Quilters Guild and Tucson's Quilt Fiesta! is now on Facebook! Since this is FREE publicity for our Guild and our show, ask your friends to 'like' the page. What can be better than free?

<https://www.facebook.com/pages/Tucson-Quilters-Guild-Tucson's-Quilt-Fiesta/121887434544473>

Tucson Quilters Guild

The Guild Basics

Who:	All Members
What:	Business Meeting —First Wednesday of every month in the Church Classroom. General Meetings - Second Wednesday of the month in the morning or the Tuesday evening preceding the second Wednesday - in the Parish Hall.
When:	Business Meeting — 9:30 AM ~ 10:30 AM General Meetings: Tuesday Evening —7:00~9:30 PM Wednesday Morning —9:30 AM~12:00 PM
Where:	St Frances Cabrini Church 3201 E. Presidio Near Fort Lowell and Country Club
(How): Parking	Guild members are asked to refrain from parking in the spaces in front of the Parish office; the Church wants these spaces to remain open for Church members who have business to attend to in the office. This is the small building to the east of our meeting room. PARKING NOTICE: Tuesday evening attendees: The Church's Family Classes are in session again, so PLEASE DO NOT PARK IN THE FRONT LOT. Use the side or back lot.
Why:	Come to get involved with all aspects of the Guild, to make new friends, learn new quilting skills, share, but most of all, to have FUN . But please, do not wear fragrance to meetings .
Cost:	Members (\$30/year, due in March) and Guests (\$5.00/meeting with guest speaker)

LIBRARY INFORMATION

Tuesday Evening Meetings: Open from 5:30 PM to 7 PM only.

Wednesday Morning Meetings: Open from 8:30 AM to 9:30 AM and during the break.

To renew books:

Call Donata Pfisterer the day before the meeting at 733-9557 or email her at:

donatap@photonengr.com



Advertising

Members: \$5.00 for small want ads for Quilting/sewing related items

Quilt related businesses:

\$25 business card size

\$50 1/4 page

\$100 half page

FOR SALE

MyLock 634D Serger w/owner's workbook and Book "Taming your first serger", twenty new spools of thread plus hand crafted thread holder. \$400.00 OBO

Contact Mary Jane VanArsdale at [520-298-5542](tel:520-298-5542) or camjvan@aol.com

TQG BOARD AND COMMITTEES

President	Roberta Sipes	lsipes@power.net
Vice President	Elaine Romanelli	Romanellielaine@gmail.com
Endowment/ Donations	Sally Dickinson	749-9815
Membership	Mary Meserve	465-2785
Member at Large, Evening	Laurie Mullins	Mlauriel@hotmail.com
Member at Large, Morning	Evelyn George	325-0166
Programs	Connie German	germanconnie@gmail.com
Programs	Reilly Zoda	sekmet73@cox.net
Quilt Show Co Director	Joan Swanson	jbswanso@gmail.com
Quilt Show Co Director	Betty Anderson	bettyca@comcast.net
Secretary	Barbara Heiman	bjheiman@hotmail.com
Treasurer	Kathy Barton	kathrynbarton@sbcglobal.net
Bears	Christine McCollum	748-9165
Bees	Laurie Mullins	Mlauriel@hotmail.com
Corresponding Secretary	Mary Meserve	465-2785
Finance	Marie Morris	623-0123
Guild Pins	Diane Bach	BachDiane@yahoo.net
Historian	Cathy Dargel	746-9246
Holiday Block Exchange	July Gilmartin Colleen Babcock	jgilmartin@msn.com cjquilts@att.net
Hospitality	Christine McCollum Marie Luongo	748-9165
Library	Donata Pfisterer	760-0309
Library	Kathryn Wald	749-4772
Newsletter	Joey Nakagawa	JoeyKiomi@gmail.com
NQA	Mary Meserve	465-2785
Pattern of the Month	Evelyn George	quilter4ever@cox.net
Quilt A Thon	Paulette Worman	lavenderlady@centurylink.net
Quilting for Others	Mary Bazzano	297-9576
Raffle Quilt 2016	Terry Gallegos	749-3424
Raffle Quilt 2017	Colleen Babcock	cjquilts@att.net
Record Keeper		
Website	Meg Silvern	meg@silvern.com



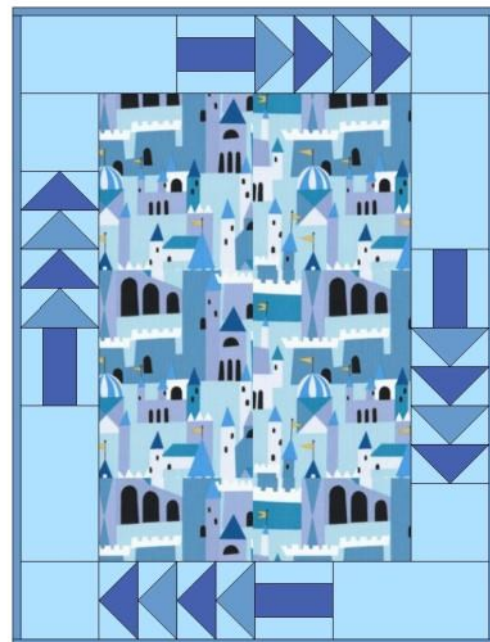
Pattern of the Month - June 2015

By Evelyn George

"Castle Keep" - 42" x 56"

Here's a great way to use a large scale novelty print, the kind that looks better if it's not cut up, such as a directional panel, or a print with large motifs going in many directions. Flying geese are used to make arrows in the borders, adding interest to an otherwise plain layout, and suggesting guardians all around, keeping the castle (or whatever's in the panel) safe.

The quilt shown at right has a center panel that finishes 28" x 42". Borders finish at 7" wide, and include pieced and plain sections; plain sections can be lengthened or shortened as needed, to fit a different sized center panel.



Center Panel (large scale novelty fabric) - cut $28\frac{1}{2}" \times 42\frac{1}{2}"$ (with images going the way you want)

Borders - cut:

Background (light) -

4 rectangles $7\frac{1}{2}" \times 14\frac{1}{2}"$ (these pieces can be cut longer or shorter if needed, to fit **your** panel)

4 squares $7\frac{1}{2}" \times 7\frac{1}{2}"$

32 squares $4" \times 4"$ (for flying geese)

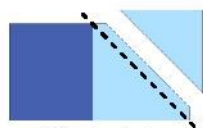
Two $2\frac{1}{2}" \times$ WOF strips (for sides of arrow shaft)

Arrow color #1 (dark) - 8 rectangles $4" \times 7\frac{1}{2}"$ (flying geese); and one $3\frac{1}{2}" \times$ WOF strip (arrow shaft)

Arrow color #2 (medium) - 8 rectangles $4" \times 7\frac{1}{2}"$ (flying geese)

Arrows (flying geese technique)

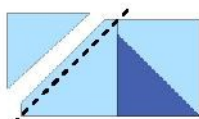
Line up a $4" \times 7\frac{1}{2}"$ rectangle of Arrow color #1, with right sides together.
Stitch diagonally across square, as shown. Trim off corner, leaving a $\frac{1}{4}"$ seam allowance; unfold and press toward corner. Lay second background square on opposite end; stitch, trim and press as before. This is Arrow #1; make 8.



stitch; trim



press



repeat

Arrow #1




Arrow #2



Using rectangles of Arrow color #2, add background squares as above, to make Arrow #2; make 8.

Arrow Shaft blocks are made by strip piecing.

Sew a $2\frac{1}{2}" \times$ WOF strip of background color onto both long sides of $3\frac{1}{2}" \times$ WOF strip of Arrow #1 color. Press seams toward center. Cut into $7\frac{1}{2}"$ squares to make Arrow Shaft blocks (need 4).



Arrow Shaft block ↑

Borders

Make 4 identical borders, each with 4 Arrows, 1 Shaft, and larger background pieces, as shown at right.

Sew borders to right and left sides of quilt first, with arrows oriented as shown in quilt illustration at top of page. Then add top and bottom borders. Finish quilt as desired.

left side border →

