



FIESTA NEWS!

Business Meeting Wednesday, March 4, 2015, 9:30 AM

General Meetings Tuesday, March 10, 2015, 7:00 PM

Wednesday, March 11, 2015, 9:30 AM

About Nancy


Nancy Prince, an award winning quilt artist from Orlando, Florida, specializes in thread painting. Her anyone-can-do-it approach to thread painting is fun, easy and a new way for quilters to broaden their quilting experience. She has recently introduced thread sketching into her workshop offering.

Nancy is the author of *Simple Thread Painting* and *Thread Painting with Style* both published by the American

Quilter's Society, has taped episodes for *Simply Quilts*, *Creative Living* on PBS and *The Quilt Show* with Alex Anderson and Ricky Tims, has appeared in national magazines and has won numerous quilting awards. She has won first place in Large Pictorial at the AQS Quilt Show in Paducah, Outstanding Innovative Quilt at Road to California, an Honorable Mention at the International Quilt Festival in Houston, plus Best of Show at the NQA Quilt Show. Her quilts have won Best of Show, Viewer's Choice, Artistic Merit, Best Machine Workmanship and Judge's Recognition at recent shows and first place at Bernina University.

Nancy is totally addicted to thread painting and her enthusiasm in workshops can be contagious!!! Students comment on her commitment to one-on-one attention and her upbeat attitude. She travels the country teaching and lecturing to anyone who will listen in order to share the excitement and creativity thread painting brings to her quilting world. She excels in taking the mystic out of thread painting, making it easy for anyone to master.

In addition to her husband, Tom, she has three grown sons and eight adorable grandchildren – and oh, yes three talented daughters-in-law. She spends most of her time juggling her family, quilting and teaching her passion. This passion has enriched her life and keeps her centered and focused.



President's Message

As I've been outside working in my garden, I've noticed that although other parts of the country are almost buried under snow, the beginning of spring is attempting to peak out. I've noticed a slight halo of green surrounding the tops of trees. My rose bushes have budding leaves tinged with red and green. The sky has changed to a softer blue with white clouds floating above.

The world around me is changing and so is my quilting. I'm constantly amazed at how quietly, steadily things change about me, and so it is with our quilt Guild. We've had an election of officers and some have quietly taken new positions but with it the steadfast movement of our Guild will continue to encourage, expand, comfort and challenge our members.

Thank you all for giving me the opportunity to lead you as president for the next two years. With all of your help we will continue to be an awesome quilt Guild.

Roberta



President's Blocks

If you haven't yet turned in your "thank you" block for retiring President, Reilly Zoda, please bring it to either V.P. Sally Dickinson, or to Evelyn George at the Pattern of the Month table, by the beginning of the March meetings so they can be presented to her.

The easy pattern, Cat in the Barn Door, was in the December newsletter. It's also available on the guild's website, www.TucsonQuiltersGuild.com. Just scroll down the left hand side of the first page (no password required for this) and click on Challenges, Forms and Handouts, then click on President's Blocks for President Reilly. Let's shower her with a lot of pretty kitty blocks as thanks for being a wonderful president. Thanks!

"Definition of a Quilt Guild"

A collection of people with a common interest, formed for the purpose of fellowship, preservation, and the development of their craft. The fellowship is accomplished by our monthly meetings and other gatherings, where we pass on our skills and techniques to our other members.

There are many reasons to join a guild. I did to surround myself with quilters, so I could learn to be a better quilter. I have gotten so much more than that.

I've made friends. Along the way I've gained confidence, in myself and my quilting. When I look back at my early quilts --- that I thought were great at the time --- and then at what I'm doing now, there's no comparison. I can't believe how much I've developed as a direct result of participating in the Guild and its activities.

The very least you get from belonging to a guild is being with other quilters one day/night a month. Our families may tire of hearing about quilts, but no one here does. That alone can lift your spirits and inspire you. You can also participate in quilt shows, bee groups, classes, and challenges. They get you to do things out of your comfort zone, which helps you grow. I know I wouldn't have gotten so much out of Guild membership if I hadn't participated. Now I know, no one has time to do all the challenges and programs, but please try to do as many as you can. It will not only help you, but also the person who presented it. While I'm on that, let me add, most programs will not thrill every member here. We are all on different skill levels. If you're one who is not really interested in the program, please have respect for the one presenting it and the ones who are interested. Please don't chit-chat. Pass a note if you must. As our membership has grown it has become harder and harder to hear the speaker, or maybe I've just gotten older. It's not easy for some of us to get up and give their report either, and it helps if the others look like they are interested.

We ask for volunteers to help run the Guild for the year. The hard part --- getting the Guild officers --- is done. The rest of you lucked out...for this year. It would be nice to see some of the newer members take on committee roles so we can get to know them better. A Guild is only as good as its members, and I believe we are great. Thank you.

Adapted from a letter by Fern.



EMAIL LIST: The Guild now has an email list for easy communication with the members. Please log into the protected area of the website and put your name and email address into the box at the top of the page. After doing this, you will receive an email. You must click on the link after making the link into one long line. If this works, you will receive another email saying you were successful. If you have any problem with this, email me at quilter@tucsonquiltersguild.com. Meg Silvern

2015 Quilt Fiesta!

Vintage Quilt Turning

The memory of the 2015 show still lingers. More information surfaced about one of the “best” quilts in the turning, the 1854 appliquéd *Cherry Wreath* quilt. Sue told visiting Marylou McDonald, Baltimore Album, textile expert, and quilt historian about the quilt. She showed her pictures. Ultimately, Merry Kay Strohm, the quilt’s owner, was invited to join a Baltimore Album workshop held at *Cactus Quilts* and to bring the quilt. Merry Kay agreed.

Marylou quickly noted it was an appliquéd *Apple Wreath*, not a *Cherry Wreath* quilt. She also agreed it belonged in a museum and suggested Winterthur! Currently, Merry Kay isn’t ready to part with her magnificent family quilt, but definitely will consider Winterthur for its future. To have a quilt in Winterthur, it must be made prior to 1855. Isn’t it fabulous what quilts might be seen in the *Vintage Quilt Turning*?

Please call or email Sue Franklin, *Vintage Quilt Turning* Chair (490.4721) with comments or suggestions about the quilt turnings. Also, if you think you’d like to work with Sue and her committee of Judy Breneman and Sheryl Verts in 2016, she would love to add you to the list.



5 Year Planning Survey Results

Our thanks to all of those who participated in the Survey. Out of 525 members in the Guild we had a whopping 350 responses! That is so much better than we had anticipated!!

The answers you gave will help shape the future of the Guild. Your thoughts on our Speakers, our meeting agendas, workshops, Quilt Show, and other Guild operations are vital to our success.

The Survey results are uploaded to the Guild Website for you to open (a PDF) on your own. We received many useful comments that will be forwarded to the appropriate committees.

Our Survey did not track your personal information, so if you asked to be contacted but didn’t leave your email, name or phone number, please contact Mary Meserve (Membership) at membership@tucsonquiltersguild.com. Mary will forward your contact info to the respective committee chair.

We appreciate all your input!

The Long Range (or 5 year) Planning Committee

Logging into the password site with a Mac:-updated 2/18/2015

Here are some suggestions to get your Mac or iPad to log into our site:

Using a Mac

I went to the Apple Genius Bar at LaEncantada in NW Tucson and was given this information. You are welcome to bring your device down to them for help, no charge, but an appointment needs to be made.

<http://www.apple.com/retail/laencantada/> and click on Genius Bar to make an appointment

For a Mac, if using the default Safari Browser version '10.10 Yosemite', go to Preferences/Privacy/Cookies & Web, and click on "Always Allow" This is the newest version of Safari. You can also try the option above Always Allow, it may work for you and be less restrictive.

If using an older version of Safari, follow the instructions below:

This part came from a member who was able to log in, the info came from her son:

go: Safari / Preferences / then select 'block cookies never'

Afterwards, toggle back to select 'block cookies from third parties and advertisers'

This add-on came from another member talking about the above:

Yes it works !!! But I did need to select "Privacy" after "Preferences" in order to get cookie choices.

This came from yet another member:

The way I fixed the problem on my Mac was to download Firefox (for free). When I use Firefox instead of Safari to go online, I can get to the Guild website and log in without a problem.

This might be helpful to share as some people don't want to have cookies blocked entirely. The man at the Genius Bar couldn't find anything to click on to make this work or not, it just worked.

Using an iPad or iPhone

Go to Settings/Safari/Block Cookies/Always Allow is best but can also click on Allow From Websites I Visit

Please let me know if you find another solution,

Meg quilter@tucsonquiltersguild.com

Tucson Quilters Guild and Tucson's Quilt Fiesta! is now on Facebook! Since this is FREE publicity for our Guild and our show, ask your friends to 'like' the page. What can be better than free?

<https://www.facebook.com/pages/Tucson-Quilters-Guild-Tucson-Quilt-Fiesta/121887434544473>



Quilt For A Cause, Inc. Quilts Wanted for 2016 Auction

Yes, the quilts have started coming in, and 7 have already been sold! We invite all quilters and bee groups to make and donate a beautiful quilt to Quilt For A Cause, Inc., a 501c3 non-profit in Tucson. The next Auction is being planned for October of 2016, so we are hoping to receive at least 300 quilts by August of next year.

Quilts can be any color, theme or design. We suggest sizes 18" - 90". No tied or used quilts, please . . and don't forget a 3" or 4" sleeve on the back. Deadline August 1, 2016 -- Donation forms and more information can be found at www.QuiltForACause.org.

Bring finished quilts to the Quilt For a Cause table at any Guild meeting, or drop off at: Cactus Quilts, Cathey's (both locations), Eagle's Wings, Quilt Basket, Quilter's Desert Patch (Sahuarita), Quilters Market, or Squirrel's Nest (Sierra Vista).

Thanks, Tucson Quilters, for helping to make a difference in the fight against breast and gynecologic cancers!

Quilting for Others

I want to Thank all of our Guild Members who made Quilts and helped quilt some of our tops plus all the Pillow Case, Stocking and Heart Pillows that you made thought out the year. The following organization we gave quilts to in 2014: 34 Quilts to Avina, 26 Quilts to Reachout, 37 Desert Dialysis, 63 Pillow Cases Desert Dialysis, TMC 32 Heart Pillows, 29 Quilts to Habitat, 15 Quilts to Peppy's House, and 4 Patriotic Quilts TMC, 1 Quilt to Adaption and 34 Quilt Tops, 1 Raffle Quilt to Lew Garrett Foundation, 2 Raffle Quilts to St. John Presbyterian Church, 200 Stockings to Candle Lighters, and 200 Pillow Case.

Thanks again for all your help. If there is an Organization you would like our Guild to give Quilts to please let me know.

Mary Bazzano

Quilting for Others

Tucson Quilters Guild

PROGRAM NOTES

Program Co-Chairs are Connie German and Reilly Zoda. We encourage you to go to the website under Future Speakers to see all the exciting speakers coming to our Guild for the remainder of 2015. There is information on the dates that each speaker will be lecturing and teaching at the Guild along with the workshops offered. Each speaker's website is listed. You can just click on the website address and it will take you directly to their website where you can look at the workshops in detail. Most websites will also have the Supply Lists needed for the class. The 1 day classes are \$50 and the 2 day classes are \$100. The classes are from 9:00 AM to 3:30 PM each day and they are held at the St. Francis Cabrini Church, 3201 E. Presidio, Tucson, AZ 85716 in the large multi-purpose room (the same location as the lectures). These workshops are a great opportunity for you to learn new quilting skills at a very reasonable price from professional quilters from all over the United States!

Upcoming Programs:

2015

March 2015 - [Nancy Prince](#)

March 10th & 11th Lecture: "So What is Thread Painting All About?"

March 12th Workshop 1: "Creating Realism With Thread"

March 13th Workshop 2: "Thread Painted Landscapes"

April 2015 – [Maria Elkins](#)

April 7th & 8th: Lecture: Trunk Show with Emphasis on Portraits

April 9th Workshop: "Fusible Applique Portraits"

April 10th Workshop: "~~Playful Portraits~~" **cancelled**

May 2015 - [Lyric Kinard](#)

May 12th & 13th Lecture: "Living Lyrically"

May 14th Workshop 1: "Abstract-a-Licious"

May 15th Workshop 2 - "Surface Design Sampler Platter"

June 2015 - [Rayna Gillman](#)

June 9th & 10th Lecture: "Pushing Creativity with What If"

June 11th Workshop 1: "Endless Design Variations"

June 12th Workshop 2: "Fearless Color" Anything Goes"

September 2015 - [Rob Appell](#)

September 8th & 9th Lecture: "Rob Appell Trunk Show"

September 10th & 11th 2-Day Workshop: "The Twizzleman Project"

Sign-ups open April 2015 Business Meeting

October 2015 - [Maxine Rosenthal](#)

October 13th & 14th Lecture: "One Piece of Fabric - Arrange and Rearrange"

October 15th Workshop 1: "One Block Wonders"

October 16th Workshop 2: "Cubes Hollow and Otherwise"

Sign-ups open May 2015 Business Meeting

November 2015 - [Nancy Eha](#)

November 10th & 11th Lecture: "The Beading Queen"

November 12th Workshop 1: "Organic Beading for Art Quilters"

November 13th Workshop 2: "Bead-Dazzling Embroidery Interpretations"

Sign-ups open June 2015 Business Meeting

BEES, BEES, BEES—Updated!

CENTRAL AREA:

Art Quilters Contact: Laura Steiniger, 465-9100

Where: Quilters Market; When: Third Wednesdays, 10 AM to Noon

Himmel Park Contact: Ruth Campbell, 792-1639

Where: Himmel Park Library; When: Third Wednesdays, 6:30 PM

EAST SIDE:

Evening Eastside Bee Contact: Connie Weigel, 760-7728 or xuxala@msn.com

Where: Unity Church of Peace, 1551 S Eastside Loop

When: First Thursdays, 6:30 – 9 PM

The Evening Eastside Bee does not meet during the summer.

UFO Bee (Bring your own UnFinished Objects) Contact: Mary Meserve, marymes@aol.com

Where: Quilters Market

When: Tuesdays, 9:00 – 11:30 a.m.

GREEN VALLEY:

Hexies Bee English Paper Piecing, Contact: Carole Sullivan, 520-762-8652

Where: Friends Indeed Community Center, Green Valley, AZ

When: First Wednesdays, Noon – 3PM

North of the Border Contact: Babs Phillips, 393-6557

Where: M & I Bank, 270 W Continental, Green Valley; When: Thursdays 9:30 – Noon

NORTHWEST:

Quilting for Others Contact: Mary Bazzano, 297-9576

Where: Cactus Quilt Shop; When: Third Wednesdays, 9:30 – Noon; Theme: Tucson Charities

SIERRA VISTA:

Days for Girls without Borders Contact: Donna Viitanen, drvii3043@gmail.com or [520-335-8394](tel:520-335-8394)

Where: Donna's home, call for directions; When: Second Sundays, 10 a.m. - 4 p.m., November - March

SOUTH:

Quilts of Valor Bee Contact: Beth Glass, 241-0359

Where: Eagles Wings Quilting, 3949 E. 29th Street, Tucson, 85711

When: Third Thursdays, 1:00 – 4:00 PM

SOUTHWEST:

Southwest Side Bee The fall semester began August 18, 2014 and will continue through October 20, 2014. All are welcome. Contact: Marie Morris, 520-403-6208 or 520-623-0123

Where: GracePointe Church, 2555 W. Valencia Rd., Tucson

When: Mondays, 6:30 – 8:00 p.m.

Please contact the Guild Beekeeper, Laurie Mullins at MLauriel@hotmail.com to add, change or correct information about Bees. Open Bees are listed in the newsletter. The closed Bees list is on the TQG member website.



Tucson Quilters Guild

The Guild Basics

Who:	All Members
What:	Business Meeting —First Wednesday of every month in the Church Classroom. General Meetings - Second Wednesday of the month in the morning or the Tuesday evening preceding the second Wednesday - in the Parish Hall.
When:	Business Meeting — 9:30 AM ~ 10:30 AM General Meetings: Tuesday Evening—7:00~9:30 PM Wednesday—9:30 AM~12:00 PM
Where:	St Frances Cabrini Church 3201 E. Presidio Near Fort Lowell and Country Club
(How): Parking	Guild members are asked to refrain from parking in the spaces in front of the Parish office; the Church wants these spaces to remain open for Church members who have business to attend to in the office. This is the small building to the east of our meeting room. PARKING NOTICE: Tuesday evening attendees: The Church's Family Classes are in session again, so PLEASE DO NOT PARK IN THE FRONT LOT. Use the side or back lot.
Why:	Come to get involved with all aspects of the Guild, to make new friends, learn new quilting skills, share, but most of all, to have FUN . But please, do not wear fragrance to meetings .
Cost:	Members (\$30/year, due in March) and Guests (\$5.00/meeting with guest speaker)

Quilt Fiesta! Quilt Show meetings are at 10 AM at the Tucson Police Substation at 22nd and Alvernon, NW corner. The upcoming date is Friday, March 27th. Everyone is welcome to attend.

LIBRARY INFORMATION

Tuesday Evening Meetings: Open from 5:30 PM to 7 PM only.

Wednesday Morning Meetings: Open from 8:30 AM to 9:30 AM and during the break.

To renew books:

Call Donata Pfisterer the day before the meeting at 733-9557 or email her at: donatap@photonengr.com

The submission deadline for articles for the March Newsletter is

Wednesday, March 18, 2015.

Articles should be sent to:

newsletter@tucsonquiltersguild.com

Newsletter Editor: Joey Nakagawa

Advertising

Members: \$5.00 for small want ads for
Quilting/sewing related items
Quilt related businesses:
\$25 business card size
\$50 1/4 page
\$100 half page

TQG BOARD AND COMMITTEES

President	Roberta Sipes	lsipes@power.net
Vice President	Elaine Romanelli	Romanellielaine@gmail.com
Endowment/ Donations	Sally Dickinson	749-9815
Membership	Mary Meserve	465-2785
Member at Large, Evening	Laurie Mullins	Mlauriel@hotmail.com
Member at Large, Morning	Evelyn George	325-0166
Programs	Connie German	germanconnie@gmail.com
Programs	Reilly Zoda	sekmet73@cox.net
Quilt Show Co Director	Joan Swanson	jbswanso@gmail.com
Quilt Show Co Director	Betty Anderson	bettyca@comcast.net
Secretary	Barbara Heiman	bjheiman@hotmail.com
Treasurer	Kathy Barton	kathrynbarton@sbglobal.net
Bears	Christine McCollum	748-9165
Bees	Laurie Mullins	Mlauriel@hotmail.com
Corresponding Secretary	Mary Meserve	465-2785
Finance	Marie Morris	623-0123
Guild Pins	Diane Bach	BachDiane@yahoo.net
Guild Pins	Janet Rupp	tdrupp@earthlink.com
Historian	Cathy Dargel	746-9246
Holiday Block Exchange	July Gilmartin Colleen Babcock	jgilmartin@msn.com cjquilts@att.net
Hospitality	Christine McCollum Marie Luongo	748-9165
Library	Donata Pfisterer	760-0309
Library	Kathryn Wald	749-4772
Newsletter	Joey Nakagawa	665-9674
NQA		
Pattern of the Month	Evelyn George	325-0166
Quilt A Thon		
Quilting for Others	Mary Bazzano	297-9576
Raffle Quilt 2016	Terry Gallegos	749-3424
Raffle Quilt 2017	Colleen Babcock	cjquilts@att.net
Record Keeper		
Website	Meg Silvern	meg@silvern.com



Arizona Quilt Documentation Project – Tucson

In February, the documentation team documented two quilts from the *Jewish History Museum*. Holocaust survivors of Southern Arizona made one of the quilts. That quilt, made after 2000 included four patch blocks separated by blocks with newspaper articles printed on fabric. Some stories were about the survivors and others were regarding those that were lost. A unique embellishment in the quilt's center was a raised piece with barbwire, an artificial leaf and doves.

The second quilt from the Museum was one recognizing Jewish pioneers in the area. This quilt was donated by *Christians United for Israel* and received by the Museum in 2014. The quilt included inscriptions in Latin, Hebrew, and quotations from the Old Testament as well as other pieces of information.

A third Museum quilt, but this one from the *Arizona History Museum*, belonged to the family of team member, Rachel Lyman. Rachel brought her mother, Jane, to the documentation session so she, too could view the treasured *Pineapple* quilt made circa 1850 – 1875.

Laraine Daly-Jones, Curator of Textiles at the *Arizona History Museum* managed the transport of these remarkable quilts.

Finally, team member, Shari Thompson had a quilt she and her husband made together documented. The quilt's name is *Climate Change* and was inspired by their recent trip to Alaska.

If you have questions about quilt documentation or would like to join the Tucson team, please call or email Tucson liaisons Sue Franklin, (520.490.4721; suevette63@comcast.net) or Terry Gryzb-Wysocki, (520.749.9326; terry-gw@mindspring.com). New members are welcome.

Guild member, Kathy Hansen joined the team with this meeting. Training sessions are held from 9:30 until 12:30 at the Ellie Towne Flowing Wells Community Center on Ruthrauff Road.

Who would you nominate?

The Arizona Quilters Hall of Fame is again seeking nominations from the public for individuals that have had significant contributions to quilting in Arizona AND the best quilt shop in Arizona.

**Think you know who to nominate?
Go to arizonaquiltershalloffame.org
for all the details and forms.**

Deadline is May 4, 2015



Pattern of the Month – March 2015

Dancing Wildflowers

(6" block)

By Evelyn George



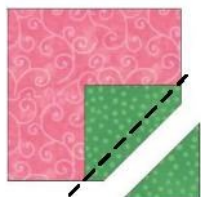
In the desert, winter rains bring Spring flowers, and of course, Spring quilts filled with bright, fresh colors! Just see how quickly these blocks go together with the quick piecing method below. One simple unit, used in groups of four, makes each wildflower block. Choose a bright green fabric; and make the flowers from assorted light or bright colors. Spring is here!

For *each* flower block, cut:


4 $3\frac{1}{2}$ " squares flower color

8 2" squares green

Use diagonal corner piecing method:




1.



2.



3. Single Unit
(make 4)



4. Dancing Wildflower Block

1. Align green square at one corner of flower color square, *right sides together*. Stitch through both layers, diagonally across green square from corner to corner. Trim off corner, leaving $\frac{1}{4}$ " seam allowance. Unfold green triangle toward corner; press, with seam allowance going toward corner.
2. In the same manner, add another green square on a corner next to the first one. Stitch, trim and press. This makes a Single Unit (3.).
4. Make 4 identical Units for each flower; arrange into a 4-patch, rotating units to make the flower shape as shown. Sew the 4 Units together to make a block.

Make many different colored flower blocks and arrange as desired to make a quilt, table runner, throw, etc., adding borders as wide as you want. (Quilt illustrated above is 38" square, with 36 6" blocks and 1" borders.)