



FIESTA NEWS!

Business Meeting Wednesday, February 4, 2015, 9:30 AM

General Meetings Tuesday, February 10, 2015, 7:00 PM

Wednesday, February 11, 2015, 9:30 AM



Katie Pasquini Masopust

For nearly 30 years Katie Pasquini Masopust has produced high quality contemporary art quilts that have been coveted and collected by a broad range of admirers. From her early beginnings as a painter dabbling in traditional quilt making, her work has evolved from structured Mandalas and mind-blowing dimensional pieces to very painterly landscapes and abstracts executed with the finest fabrics and most creative stitching techniques.

Katie's easy, energetic manner has made her a very popular teacher and lecturer. When not in residence at her studio in Santa Fe she travels

the world presenting her contemporary quilting theories and techniques to classes, not only in North America, but in Europe, the Far East, Australia and New Zealand. Awards and accolades have been numerous for Katie, culminating with her 2005 induction into a very select group of art quilt professionals who have earned the *Silver Star Award* presented by Houston Quilt Festival.

A prolific author, Katie shares her enthusiasm for the art of creative quilting through her numerous books, her many classes, and now as a member of the Experius Academy Advisory Council as they work to develop the art mission for the new Gateway Canyons Resort in Colorado - a destination resort for quilting enthusiasts and fiber artists: also host of Katie's Alegre Retreats.

As busy as she is, her love of the art and support of her family give her tireless energy. Look for many exciting new works to come from Katie in the next year.

President's Message

Dear TQG,

I'm so happy, if a bit tired, after the successful completion of our 37th annual Quilt Fiesta. The quilts were beautiful, and the variety made for an interesting presentation. One of the most fun things I do during a show is walk through the exhibit, listen to the comments, and chat with our guests as they admire our handiwork.

I want to give special thanks to the 16 members that took part in my *President's Challenge*. I was so happy to see the many people who went through the exhibit, enjoying how the idiomatic expressions were interpreted in fabric art.

I've had the most amazing experience being your president for the last 2 years. I've grown as a person and enjoyed every minute of it. I'd do it again in a heart-beat, but I think the 2 year limit is a very good thing.

I couldn't have had such a great experience had it not been for the support of the rest of the Board and the Committee Chairs. Our organization is truly run by those that go to the business meeting every month.

And I sure can't finish without thanking the rest of you for making my two years such a joy. All the things you do, when called on by our committees, are so important to our mission.

I may not be your President after February, but I'll still be around, helping in other ways.

Thanks again for a great 2 years!

Reilly



EMAIL LIST: The Guild now has an email list for easy communication with the members. Please log into the protected area of the website and put your name and email address into the box at the top of the page. After doing this, you will receive an email. You must click on the link after making the link into one long line. If this works, you will receive another email saying you were successful. If you have any problem with this, email me at quilter@tucsonquiltersguild.com. Meg Silvern

2015 Quilt Fiesta!

2015 Quilt Fiesta

We have had another great quilt show. There were 4,080 people who came to view the spectacular quilts. Thank you to everyone who shared their quilts. Thank you to the Quilt Show Committee members. Your planning and attention to detail is what puts the show together. And special thanks to all of you who generously volunteer your time and energy in the days leading up to the show and during the show. You help make the Quilt Show happen. You help with judging, set up equipment and hang drapes. You hang quilts and then help pack everything away for next year. You sign up for Hostess shifts and while talking with our visitors, you share your love of quilts with them. You sell Raffle Tickets. Our Raffle Quilt winner this year is Cheryl Kreigel. She is from the Tucson area. She bought one ticket and was absolutely thrilled to win the quilt. One ticket, one beautiful quilt, another wonderful quilt show. Many thanks to every one of you who helped make the 2015 Quilt Fiesta a success. It matters.

Dave Kuskulis

Joan Swanson

Quilt Show Directors

Raffle Quilt

The raffle quilt winner is **Cheryl Kreigel**. Apparently she got her ticket from someone in her Dental Office or heard about the show and bought it there. She and her husband are local and she is not a member of the guild. When Kathy called her she was very excited and happy. They both came to the end of the show to pick up the quilt. Kathy Harris took the picture.



**TUCSON QUILTERS GUILD
2015 QUILT FIESTA
AWARDS**

Best of Show

1511 Moroccan Moonfire Tami Graeber

Best Use of Color

1410 ...and Down the Rabbit Hole She Went Carolyn 'Nubin' Jensen

Exemplary Hand Quilting

903 Anniversary Roses Susan Gorder

Exemplary Machine Quilting Professional

811 Vesta's Garden Pamela Knight

Exemplary Machine Quilting Non-Professional

1012 Flower Patches Swan Sheridan

Exemplary Piecing

309 Romance and Roses Cherie Swanson

Exemplary Paper Piecing

107 Anchors Aweigh Mary Jane Van Arsdale

Exemplary Hand Applique

206 A Very Bountiful Life Marilyn Sohn

Exemplary Machine Applique

812 My Granddaughter's Garden Mary McLaughlin

Judge's Choice: Christine Brown

1012 Flower Patches Swan Sheridan

Judge's Choice: Diane Pitchford

201 Merry Merry Cathy Washburn

NQACJ Award of Merit

1003 Book of Kells Karen Fisher

Two Person Quilt - Primarily Pieced - small

1st 113 Compasses and Triangles George Magee

2nd 107 Anchors Aweigh Mary Jane Van Arsdale

3rd 104 Double Diamonds Carol Carpenter

HM 114 Yes There IS a Hole in It! Janice Jones

Two Person Quilt - Primarily Pieced - medium

1st 120 But Deserts Don't Have Glaciers Janice Jones

2nd 124 Wild Goose Chase Mary Johns

3rd 119 Inner Solitude Carol Carpenter

HM 115 Herringbone #1 Karen Fisher

HM 122 Tulip Garden at Mackinaw Carolyn 'Nubin' Jensen

Two Person Quilt - Primarily Pieced - large

1st 141 Modern Mariner's Compass Ann Adams

2nd 140 Karma: What Goes Around, Comes Around Ann Marie Stegen

3rd 142 Cambridge Stars with Doves Sheryl Verts

HM 135 A Symphony of Swirls Susie Weaver

HM 143 Celtic Garden Alice Wilder

Two Person Quilt - Primarily Appliqued

1st 206 A Very Bountiful Life Marilyn Sohn

2nd 204 Bootimore Gayle Carter

3rd 207 On the Road to Everywhere But Pennsylvania Kathryn Barton

HM 205 Seasonal Baskets Camille B Salisbury

Two Person Quilt - Both Pieced & Appliqued

1st 309 Romance and Roses Cheri Swanson

2nd 305 Holiday Feathered Star Ann Adams

3rd 303 Deep in the Jungle Carol Carpenter

HM 302 Mama's Garden Marguerite Hepner

HM 307 Dance of the Night Bloomers Natalie Furrey

Group Quilt

1st 404 Tulip Time George & Gloria Magee

2nd 405 Beautiful Memories Nancy Landon

3rd 410 Better Than Prozac Barbara Moran
 HM 407 Buds in Baskets Cherie Swanson

One Person Quilt – Primarily Pieced – Hand Quilted
 3rd 501 Gandalf Barbara Heiman
 HM 502 Joyce’s Botanical Garden Joyce Partridge

One Person Quilt – Primarily Pieced - Machine Quilted -small
 1st 613 Quail in the Prickly Pear Peg Clampet
 2nd 611 Beauty and the Beads Christine Nelson
 3rd 610 Rhapsody in Blue Susie Weaver
 HM 604 Meg’s Baskets Cathy Washburn

One Person Quilt – Primarily Pieced - MachineQuilted - medium
 1st 622 Tortuga Sharon Betts
 2nd 624 Fiesta Star Susan Morgan
 3rd 615 Little Lanterns Linda D Witham
 HM 619 Star Gazing Carol Ann Bearden

One Person Quilt – Primarily Pieced – MachineQuilted - large
 1st 627 Magical Moments in Time Lois Podolny
 2nd 635 Facets: Red and Black Linda D Witham
 3rd 634 Out of Egypt Florence A Evans
 HM 632 Go Cats! Char Gasker
 HM 637 Infinity Pamela Knight

One Person Quilt– Primarily Appliqued -Hand Quilted
 1st 708 Floral Bouquet Kathy Zimmer
 2nd 706 Pearl’s Veggie Garden Gloria Magee
 3rd 703 Whimsical Garden of Dreams Marilyn Sohn
 HM 702 Baltimore Berries Patty Goodsell
 HM 709 Ashley’s Quilt Doris Wells

One Person Quilt– Primarily Appliqued - Machine Quilted
 1st 811 Vesta’s Garden Pamela Knight
 2nd 807 Janet “Cottons” to Wool Janet Rupp
 3rd 812 My Garnddaughter’s Garden Mary McLaughlin
 HM 809 Hexplosion Swan Sheridan

One Person Quilt - Both Pieced & Appliqued - Hand Quilted
 1st 903 Anniversary Roses Susan Gorder
 HM 902 Eagle Dancer Cheryl Webb

One Person Quilt - Both Pieced & Appliqued - Machine Quilted
 1st 1003 Book of Kells Karen Fisher
 2nd 1010 Hanging Lanterns at the “Grand” Carolyn ‘Nubin’ Jensen
 3rd 1012 Flower Patches Swan Sheridan
 HM 1002 Gilded Garland Karen Fisher
 HM 1014 Pocketful of Posies Linda Grider

One Person Quilt - Miniature
 1st 1103 Prudhoe Bay Roses Susan Gorder

One Person Quilt - Pictorial or Whimsical
 1st 1311 It Was a Beautiful Dream Patsy Heacox
 2nd 1309 Echoing Desert Dreams of Green Peg Clampet
 3rd 1313 America the Beautiful Janie Schott
 HM 1203 Ooh La La! Tami Graeber
 HM 1307 Next? Patsy Heacox
 HM 1308 Firebird in Flight Florence A Evans

One Person Quilt - Art Quilt
 1st 1409 Perched Hamadryas Sharon R Nemirov
 2nd 1410 ...and Down the Rabbit Hole She Went Carolyn ‘Nubin’ Jensen
 3rd 1403 Desert Sculptural, Blooming Sharon R Nemirov

Other
 1st 1511 Moroccan Moonfire Tami Graeber
 2nd 1508 Pickle Promenade Betty Pare Santa
 3rd 1501 A Prince Among Kings Lois Podolny
 HM 1503 Are You crazy? Janie Schott

2015 Quilt Fiesta!

Hanging Committee

Thanks to all of you who helped us hang the 2015 Quilt Fiesta Show. It was a great success.


Hope everyone enjoyed the show.

The Hanging Committee
Mary Bazzano



Our **2015 Betty Hayden Award** winner is **Millie Burgheimer**.

Pictured is her winning quilt 'Chesley's Waltz'. Other competing quilt entries were made by Kerry Anderson and Dorothy Hornby. Congratulations to all for such excellent quilts.



A big thank you to all those who helped with hardware takedown after the show, especially the husbands, sons, daughters, friends, etc. Because of you, the job went smoothly.

Barbara Heiman, Hardware Czar

2015 Quilt Fiesta!

Take Down Committee

Thank you to the 110+ people who helped take- down the show with great efficiency and cooperation.

You are amazing! And much appreciated!

Paulette Claver, Take-Down Chair
Barbara Heiman, Hardware Czar

Take Down Committee

TO ALL MY SHOW TAKE-DOWN HELPERS, ENORMOUS THANKS!

Many of you have done this before; thanks for guiding our many new people through the process. Newcomers, thanks for being willing to help out; we hope to see you again.

A special thanks to those who took leadership roles, especially at the last minute. You are wonderful!!! I don't know what I would have done without you.

Especially noted: Some people found at the last minute that they couldn't do what they were asked to do. Someone jumped in to fill your slot. **Everyone, thank you for being so patient, cooperative, and flexible!** Also because of the great cooperation, there were very few snags or problems . . . all of which got resolved!

Amazing! We started quilt hand-out about 5:25 and were done with everything by 5:45.

Thanks, again, everyone!!!

Paulette Claver
Take-Down Chair

2015 Quilt Fiesta!

Small Quilt Auction

Sixty-two quilts were sold in the Small Quilt Auction at the show. While final totals have not been calculated, we will be making a nice donation to Mobile Meals of Tucson. Thanks to all who donated a quilt (they were adorable) and thanks to all who bid and/or purchased a quilt. We couldn't do it without you.

Barbara Heiman, SQA Chair

Vintage Quilt Turning

Wow, what a show! You know now that the vintage quilt turning had 15 fantastic quilts. Here are some highlights. You saw “best” quilts such as the 1854 appliquéd *Cherry Wreath* and the pieced 1873 *Harrison* quilt. Utility quilts, such as *Fred's Spools* and *Rectangle Sample* were present, too.

You saw perfect fussy cutting with a *Grandmother's Flower Garden*, and next viewed a less familiar flower garden, called *Martha Washington's*. A *Tulip in a Pot* provided strong contrast to an exceptional *Yo-Yo* quilt. Each bed covering had a story. Eight owners who had quilts documented learned even more about their quilts.

Please call or email Sue Franklin, *Vintage Quilt Turning* Chair (490.4721) with comments or suggestions about the quilt turnings. Also, if you think you'd like to work with Sue and her committee of Judy Breneman and Sheryl Verts in 2016, she would love to add you to the list.

Tucson Quilters Guild and Tucson's Quilt Fiesta! is now on Facebook! Since this is FREE publicity for our Guild and our show, ask your friends to 'like' the page. What can be better than free?

<https://www.facebook.com/pages/Tucson-Quilters-Guild-Tucson-Quilt-Fiesta/121887434544473>



Quilt For A Cause, Inc.

Many thanks to the Show Committee for providing a space for Quilt For A Cause, Inc. at the Tucson Quilt Fiesta. We sold lots of patterns, boutique items and two quilts, bringing in over \$1000, which will go toward our mission of using quilts as fundraisers to help in the fight against breast and gynecologic cancers.

A special thank you to Carol Zupancic for doing a wonderful job (again!) of coordinating the QFAC booth; to Lori Zimmerman, Cathy Washburn, Helen Frost, Jean Owara and Evelyn George for donating items for the gift boutique; and to everyone who helped at the booth. We had a great time and met lots of wonderful people!

Next, we'll be at the Cactus Quilters Show on Saturday February 21st, at Rincon Country West RV Resort, 4555 S. Mission Road. Maybe we'll see you there!

Quilting for Others

Come and see us throughout the year; we have KITS for Quilts, Pillow Cases, Heart Pillows, and Stockings. We also have tops that need to be quilted. There still is a demand for Patriotic Quilts; a good size is 45" x 50" or 60" long.

Mary Bazzano, Quilting for Others Chair

Tucson Quilters Guild

PROGRAM NOTES

Program Co-Chairs are Connie German and Janet Rupp. We encourage you to go to the website under Future Speakers to see all the exciting speakers coming to our Guild for the remainder of 2014 and for 2015. There is information on the dates that each speaker will be lecturing and teaching at the Guild along with the workshops offered. Each speaker's website is listed. You can just click on the website address and it will take you directly to their website where you can look at the workshops in detail. Most websites will also have the Supply Lists needed for the class. The 1 day classes are \$50 and the 2 day classes are \$100. The classes are from 9:00 AM to 3:30 PM each day and they are held at the St. Francis Cabrini Church, 3201 E. Presidio, Tucson, AZ 85716 in the large multi-purpose room (the same location as the lectures). These workshops are a great opportunity for you to learn new quilting skills at a very reasonable price from professional quilters from all over the United States!

Upcoming Programs:

2015

February 2015 – [Katie Pasquini Masopust](#)

February 10th & 11th Lecture: "Art Quilts"

February 12th & 13th 2-day Workshop: "From Watercolor to Quilt"

March 2015 - [Nancy Prince](#)

March 10th & 11th Lecture: "So What is Thread Painting All About?"

March 12th Workshop 1: "Creating Realism With Thread"

March 13th Workshop 2: "Thread Painted Landscapes"

April 2015 – [Maria Elkins](#)

April 7th & 8th: Lecture: Trunk Show with Emphasis on Portraits

April 9th Workshop: "Fusible Applique Portraits"

April 10th Workshop: "Playful Portraits"

May 2015 - [Lyric Kinard](#)

May 12th & 13th Lecture: "Living Lyrically"

May 14th Workshop 1: "Abstract-a-Licious"

May 15th Workshop 2 - "Surface Design Sampler Platter"

June 2015 - [Rayna Gillman](#)

June 9th & 10th Lecture: "Pushing Creativity with What If"

June 11th Workshop 1: "Endless Design Variations"

June 12th Workshop 2: "Fearless Color" Anything Goes"

September 2015 - [Rob Appell](#)

September 8th & 9th Lecture: "Rob Appell Trunk Show"

September 10th & 11th 2-Day Workshop: "The Twizzleman Project"

Sign-ups open April 2015 Business Meeting

October 2015 - [Maxine Rosenthal](#)

October 13th & 14th Lecture: "One Piece of Fabric - Arrange and Rearrange"

October 15th Workshop 1: "One Block Wonders"

October 16th Workshop 2: "Cubes Hollow and Otherwise"

Sign-ups open May 2015 Business Meeting

BEES, BEES, BEES—Updated!

CENTRAL AREA:

Art Quilters Contact: Laura Steiniger, 465-9100

Where: Quilters Market; When: Third Wednesdays, 10 AM to Noon

Himmel Park Contact: Ruth Campbell, 792-1639

Where: Himmel Park Library; When: Third Wednesdays, 6:30 PM

EAST SIDE:

Evening Eastside Bee Contact: Connie Weigel, 760-7728 or xuxala@msn.com

Where: Unity Church of Peace, 1551 S Eastside Loop

When: First Thursdays, 6:30 – 9 PM

The Evening Eastside Bee does not meet during the summer.

UFO Bee (Bring your own UnFinished Objects) Contact: Mary Meserve, marymes@aol.com

Where: Quilters Market

When: Tuesdays, 9:00 – 11:30 a.m.



GREEN VALLEY:

Hexies Bee English Paper Piecing, Contact: Carole Sullivan, 520-762-8652

Where: Friends Indeed Community Center, Green Valley, AZ

When: First Wednesdays, Noon – 3PM

North of the Border Contact: Babs Phillips, 393-6557

Where: M & I Bank, 270 W Continental, Green Valley; When: Thursdays 9:30 – Noon



NORTHWEST:

Quilting for Others Contact: Mary Bazzano, 297-9576

Where: Cactus Quilt Shop; When: Third Wednesdays, 9:30 – Noon; Theme: Tucson Charities

SIERRA VISTA:

Days for Girls without Borders Contact: Donna Viitanen, drvii3043@gmail.com or 520-335-8394

Where: Donna's home, call for directions; When: Second Sundays, 10 a.m. - 4 p.m., November - March

SOUTH:

Quilts of Valor Bee Contact: Beth Glass, 241-0359

Where: Eagles Wings Quilting, 3949 E. 29th Street, Tucson, 85711

When: Third Thursdays, 1:00 – 4:00 PM

SOUTHWEST:

Southwest Side Bee The fall semester began August 18, 2014 and will continue through October 20, 2014. All are welcome. Contact: Marie Morris, 520-403-6208 or 520-623-0123

Where: GracePointe Church, 2555 W. Valencia Rd., Tucson

When: Mondays, 6:30 – 8:00 p.m.

Please contact the Guild Beekeeper, Ruth Martin at saguaroquilter@gmail.com to add, change or correct information about Bees. Open Bees are listed in the newsletter. The closed Bees list is on the TQG member website.

Respond to me, sekmet73@cox.net, with a comment, question or thought, with regards to anything in the newsletter and be eligible for one of the great prizes Mary Meserve has at the meetings! You won't get rich, but there are some pretty cool things!

Five (5) winners, random selection...

Tucson Quilters Guild

The Guild Basics

Who:	All Members
What:	Business Meeting —First Wednesday of every month in the Church Classroom. General Meetings - Second Wednesday of the month in the morning or the Tuesday evening preceding the second Wednesday - in the Parish Hall.
When:	Business Meeting — 9:30 AM ~ 10:30 AM General Meetings: Tuesday Evening—7:00~9:30 PM Wednesday—9:30 AM~12:00 PM
Where:	St Frances Cabrini Church 3201 E. Presidio Near Fort Lowell and Country Club
(How): Parking	Guild members are asked to refrain from parking in the spaces in front of the Parish office; the Church wants these spaces to remain open for Church members who have business to attend to in the office. This is the small building to the east of our meeting room. PARKING NOTICE: Tuesday evening attendees: The Church's Family Classes are in session again, so PLEASE DO NOT PARK IN THE FRONT LOT. Use the side or back lot.
Why:	Come to get involved with all aspects of the Guild, to make new friends, learn new quilting skills, share, but most of all, to have FUN . But please, do not wear fragrance to meetings .
Cost:	Members (\$30/year, due in March) and Guests (\$5.00/meeting with guest speaker)

Quilt Fiesta! Quilt Show meetings are at 10 AM at the Tucson Police Substation at 22nd and Alvernon, NW corner. The upcoming date is Friday, February 27th. Everyone is welcome to attend.

LIBRARY INFORMATION

Tuesday Evening Meetings: Open from 5:30 PM to 7 PM only.

Wednesday Morning Meetings: Open from 8:30 AM to 9:30 AM and during the break.

To renew books:

Call Donata Pfisterer the day before the meeting at 733-9557 or email her at: donatap@photonengr.com

The submission deadline for articles for the February Newsletter is Wednesday, February 18, 2015. Articles should be sent to:

newsletter@tucsonquiltersguild.com

Newsletter Editor: Joey Nakagawa

Advertising

Members: \$5.00 for small want ads for Quilting/sewing related items
Quilt related businesses:
\$25 business card size
\$50 1/4 page
\$100 half page

TQG BOARD AND COMMITTEES

President	Reilly Zoda	sekmet73@cox.net
Vice President	Sally Dickinson	749-9815
Endowment/ Donations	Marie Morris	623-0123
Membership	Mary Meserve	465-2785
Member at Large, Evening	Kathy Harris	370-4323
Member at Large, Morning	Roberta Sipes	lsipes@power.net
Programs	Connie German	germanconnie@gmail.com
Programs	Janet Rupp	tdrupp@earthlink.com
Quilt Show Co Director	David Kuskulis	349-7623
Quilt Show Co Director	Joan Swanson	jbswanso@gmail.com
Secretary	Barbara Heiman	bjheiman@hotmail.com
Treasurer	Kathy Barton	kathrynbarton@sbglobal.net
Bears	Christine McCollum	748-9165
Bees	Ruth Martin	saguaroquilter@gmail.com
Corresponding Secretary	Mary Meserve	465-2785
Finance	Marie Morris	623-0123
Guild Pins	Diane Bach	guidoshouse@cox.net
Guild Pins	Janet Rupp	tdrupp@earthlink.com
Historian	Cathy Dargel	746-9246
Holiday Block Exchange	July Gilmartin Pat Nelson	jgilmartin@msn.com pnelsor6@msn.com
Hospitality	Christine McCollum Marie Luongo	748-9165
Library	Donata Pfisterer	760-0309
Library	Kathryn Wald	749-4772
Newsletter	Joey Nakagawa	665-9674
NQA	Kathy Harris	370-4323
Pattern of the Month	Evelyn George	325-0166
Quilt A Thon	Paula Zidel	quilter4love@hotmail.com
Quilting for Others	Mary Bazzano	297-9576
Raffle Quilt 2015	Karen Fisher	572-8825
Raffle Quilt 2016	Terry Gallegos	749-3424
Record Keeper	Kathy Harris	370-4323
Website	Meg Silvern	meg@silvern.com



Arizona Quilt Documentation Project – Tucson

In February the documentation team will document two quilts from the *Jewish History Museum*. Holocaust survivors made one of the quilts. Laraine Daly-Jones, Curator of Textiles at the *Arizona History Museum*, will manage the transport of these remarkable quilts. She also will bring a quilt to document, housed in the history museum belonging to the family of team member, Rachel Lyman. It will be a memorable day. Tissues likely will be needed when the team studies the Holocaust quilt and ponders the stories hidden within it.

If you have questions about quilt documentation or would like to join the Tucson team, please call or email Tucson liaisons Sue Franklin, (520.490.4721; suevette63@comcast.net) or Terry Gryzb-Wysocki, (520.749.9326; terry-gw@mindspring.com). New members are welcome. Reilly Zoda, *Guild* President, is joining the team with this meeting. Training sessions are held from 9:30 until 12:30 at the Ellie Towne Flowing Wells Community Center on Ruthrauff Road.



President's Blocks

There's still time to make a "thank you block" for Reilly Zoda, whose 2-year term of President will be up in February. The easy pattern, Cat in the Barn Door, was in the December newsletter.

It's also available on the *Guild's* website, TucsonQuiltersGuild.com. Just scroll down the left hand side of the first page (no password required for this) and click on Challenges, Forms and Handouts, then click on President's Blocks for President Reilly. Let's shower her with a lot of pretty kitty blocks as thanks for being a wonderful president. Please turn in to V.P. Sally Dickinson or Evelyn George at the Pattern of the Month table, at our February meeting.

Thanks!



Pattern of the Month - February 2015

Sunflower Block designed by Hope Johnson

Hope Johnson of the Champlain Valley Quilt Guild in Vermont, and Dr. Diana Sammataro, a retired bee researcher and current member of Tucson Quilters Guild, are asking quilters in their guilds to partner in support of sustainable livelihoods in Ethiopia by making a Bees for Development Sunflower Quilt. This quilt will be used as a fundraiser to help establish a beekeeping center in Ethiopia. Bees For Development is a nonprofit organization which provides beekeeping training and marketing of related products to enable poor communities develop their own sustainable income and improve their standard of living (for project details and more about BfD please visit beesfordevelopment.org.)



Tucson Guild members who would like to make an appliqued sunflower block for this quilt are asked to turn it in to Evelyn George at the February Guild meetings, or mail by **March 3, 2015** to: Hope Johnson, P.O. Box 674, Shelburne, VT 05482.

Sunflower Applique Block Pieces (5 total):

Sunflower:

Two circles, A and B, and two 6-pointed petal shapes, C and D

Use solid or small-scale patterned warm yellow, yellow-orange and or medium browns and beige (no red, no neon, or day-glo hues).

Background:

One 8" x 8" square

Use solid light to medium shade primary blue hue (no blue-green, no blue-violet).

Guidelines:

Use all cotton fabrics. Sunflower fabrics can be solid and/or patterned.

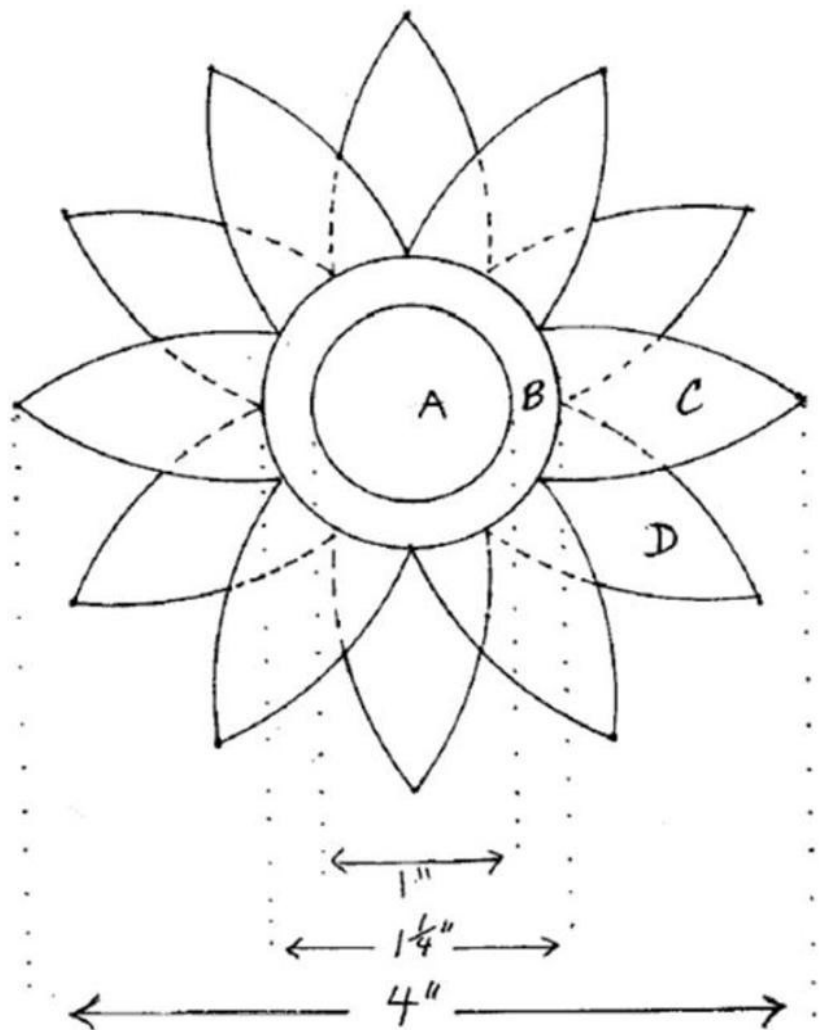
If you would like to fussy cut, petals can be made individually.

Match the center of the petal shape with the center of the square. Applique using any technique you prefer. Use only lightweight fusible stabilizer (Wonder Under, Steam-a-Seam Lite), please. No raw edges without stitches.

Fabric can be stamped, painted, and embellished with embroidery, machine or hand stitches, just stay within the lines of the petals -background is to remain solid blue color. No buttons, please.

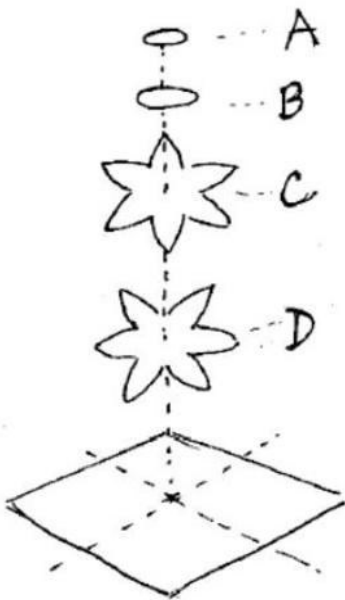
Thank you for your contribution!

Suggestion: Templates don't always print accurate size – Please use the **measurements** as a guide if adjustments are needed. Don't make flower any bigger than 4" --and **center** the flower on the 8" blue background; Hope will recut blocks into hexagon shapes for the quilt. (See sketch below.) Thanks! --Evelyn



HOPE JOHNSON 2014

ASSEMBLY:



Many thanks to Diana Sammataro for connecting us with the Vermont Guild, and to Hope Johnson for designing and sharing this beautiful block and inviting us to be a part of this unique and special project. Hope has also graciously given permission for us to use the block for our own personal projects. If you have any questions or suggestions about the BfD Sunflower Quilt, please feel free to contact Hope via e-mail at vermontquiltbee@myfairpoint.net or call her at 802-985-9747.

