



FIESTA NEWS!

Business Meeting Wednesday, November 5, 2014 9:30 AM
General Meetings Tuesday, November 11, 2014 7:00 PM
 Wednesday, November 12, 2014 9:30 AM



Renae Allen “Skillbuilder Trunk Show”

RGA Design LLC was established in 2006 by *Renae Allen*. She launched her new *Skillbuilder* machine quilting products at *International Spring Quilt Market* in 2007 and continues to develop new products for quilters.

Renae started sewing in elementary school. She sewed clothing and other projects for many years before discovering quilting. She began piecing and machine quilting in 1999 to help her sister, *Janet Selck*, in the *Scraps of Time* quilt design business. She stopped counting after quilting over 150 projects on her home machine.

It was not long before *Renae* was asked to teach machine quilting classes. As a home economics graduate from *Brigham Young University*, teaching others came naturally. Her business idea for *Skillbuilder Companion* and *Skillbuilder* practice panels was her solution to a problem she encountered while teaching classes. She believes quilters need a good resource for a lot of practice before they have the skill and the confidence to quilt a “real” project and be pleased with the result.

Renae lives in Brigham City, Utah with her husband, *Andy Allen*. They are the parents of five children and grandparents to eleven grandchildren.



Respond to me, sekmet73@cox.net, with a comment, question or thought, with regards to anything in the newsletter and be eligible for one of the great prizes Mary Meserve has at the meetings! You won't get rich, but there are some pretty cool things!

Five (5) winners, random selection...

President's Message

Happy beginning of the holidays fellow quilters!

As I write, it's not even Halloween yet, but it's close. I love the holiday season! It's cooler; friends return from northern parts; we cook and bake and gifts we make!*

I want to use this month's letter to talk about what it's like being President of TQG. You can look up the job description on the web-site, but that doesn't tell you how it will *really* change your life.

Let's start with the downside. There are some requirements.

You must declare, on a statement that each board member signs, that you have or have not declared bankruptcy in the last 5 years. This is a requirement of the state of Arizona.

In general, you go to both the Tuesday night meeting and the Wednesday morning meeting, as well as the Wednesday morning business meeting each month.

For me, that was it... Oh! And getting the newsletter articles in on time!

On the up-side, it's an easy job. The President doesn't run the Guild; the Board does, with the consent of the membership. The Board is comprised of 12 people with the addition of various committee heads, for a total of about 25 people. The total varies as often one person will fill a board role as well as one or more committee roles.

It's great meeting people and getting to know more about the Guild. You're never alone making decisions; there's always someone to help.


You don't have to be a long-time member, or even a great quilter! Just have a desire to fill an important position that doesn't require an inordinate time commitment.

Think about it! If not you, do you have a person in mind that you think would be good for the job? Ask them, or let me know and I'll ask them

Please call me (299-7201), e-mail me (sekmet73@cox.net), or catch me at a meeting. Let's talk!

Reilly

EMAIL LIST: The Guild now has an email list for easy communication with the members. Please log into the protected area of the website and put your name and email address into the box at the top of the page. After doing this, you will receive an email. You must click on the link after making the link into one long line. If this works, you will receive another email saying you were successful. If you have any problem with this, email me at quilter@tucsonquiltersguild.com. Meg Silvern



2015 Quilt Fiesta!

Demonstration Committee

The Demonstration Committee is pleased to present our featured speakers for the January 2015 Quilt Fiesta.

The format will be slightly different than in years past.

Our out of town speaker will be Becky Goldsmith of PIECE O' CAKE designs. Becky's designs are whimsical and fun. Her presentations promise to be fun and informative. More on the specifics when we finalize them with Becky. But take the time to check out her website and get a feel for her work at pieceocake.com.

Our other featured speaker for 2015 is our own Jean Biddick. Jean will give two different presentations which also promise to be a lot of fun and filled with information.

We've cut down on the number of presentations, which should give extra time at the end for more personalized answers to questions.

So, schedule your time at the show for 4 presentations. Becky will repeat her 1st 3 times and her 2nd twice. Jean's will be given once each.

And.....we may have a surprise for you next month!

Reilly Zoda and Connie German

Judging Committee

Judging Volunteers - Please send an email to Colleen Babcock, cjquilts@att.net if you are interested in working with the Judging committee for Quilt Fiesta 2015!.

Thanks,

Colleen Babcock
cjquilts@att.net
(520) 405-5478

Kids Row

Attention all Moms and Grandmothers!

It's getting closer to the deadline to enter your special child's quilt in the **Quilt Fiesta 2015!** Kids' Row is a wonderful place to show off their quilting masterpieces. Kids should be 17 or younger, all work should be done by the child with your encouragement but you may help with the quilting and binding. You may print off the entry forms on our Guild website, pick one up at your local Quilt shop or the forms will be available at the Guild meetings.

Deadline for the ENTRY FORM is: November 12, 2014. Please mail them to Pat Morris (address on the form) or turn them in to Pat or Jean at the Guild Meetings. *Be sure and put your email address on the form as we will communicate with the entrant with instructions and information about important dates to remember.*

For information contact:

Pat Morris 749-4806 or Jean Owara 298-6325

Or email: morrispc@yahoo.com

2015 Quilt Fiesta!

Vintage Quilt Turning

We have quilts! Thanks to each of you who submitted quilt entries for *Quilt Fiesta's* 2015 Vintage Quilt Turning. The quality of the quilts is impressive. At deadline for this article, I am not able to provide more information about the quilts. However, stay tuned for next month. Judy Breneman, quilt historian, soon will be preparing quilt history for the narration describing the quilts. We know you'll enjoy. Sheryl Verts is gathering narrators and turners for the event. If interested in helping again, or if you'd like to join the fun for the first time, please notify Sheryl.

Owners of the accepted quilts will be notified by email when and where to take their quilts for the 2015 vintage Quilt Turning. Owners who elect to have their quilts documented also will be sent information about that at that time.

Please contact Sue Franklin, chair, at 520.490.4721) or suevette63@comcast.net, or Judy Breneman at 520.730.0114 or judyanneb@cox.net or Sheryl Verts at 520.825.9748 or ksherylv@yahoo.com with questions.

Small Quilt Auction

The deadline for turning in a donation for the Small Quilt Auction is November 11th or 12th, at the November Guild meetings. I will be at a table in the back of the room at both meetings to collect the quilts. So far we have a nice selection of beautiful quilts. We are looking forward to yours!

The entry form can be found on the Guild Website. On the left side of the page (below the log in spot), click on Small Quilt Auction, you will find the entry form. I will also have forms available.

We are also looking for volunteers to help out during the Quilt Fiesta. Volunteers need to be able to walk up and down near the quilts, remove the quilts and complete some paperwork as the quilts are sold. If you are interested in helping, let the Hostess Committee know when you sign up for your shift.

Proceeds from the 2015 Small Quilt Auction will go to Mobile Meals of Tucson (www.mobilemealsoftucson.org) a volunteer based, non-profit organization that delivers special diet meals to the homebound.

Thank You! To all who have contributed a quilt to the Small Quilt Auction.

Barbara Heiman, Chair, Small Quilt Auction

Betty Anderson, bettyca@comcast.net 743-3209

Take – Down

Paulette Claver (quilts, curtains), Barbara Heiman (hardware)

Thank you to all who have signed up. There's still room for plenty of helpers. The more we have, the faster it goes. New helpers are always welcome and will be paired with experienced workers. If you (your spouse, child, friend, or neighbor) are willing to help, they can. Just let us know their Email address and phone number at the sign-up table in November. If you are willing and able to help with hardware, we need many more helpers in that area. If you are not going to be back in Tucson until after the November meeting, please Email Paulette at jpclaver@comcast.net.

Take-down begins at 4 pm, Sunday, January 25th. Plan on 2 hours, but it could be less.

Thanks much,

Paulette and Barbara

Ho! Ho! Hot!

It's countdown time until the Dec. meeting (s) and our Holiday Block exchange! What a great opportunity to have a block made by one of our talented members! It's not hard, it's fun and you get a piece that can be used for a pillow, in a throw, as the beginning of a small quilt (for the auction) or even framed. Don't miss this opportunity. See side panel, on the Guild website, for details.



The **2014 Quilt-a-thon** was a great success! Rob-in and Dan from Casa de Los Niños received 150 quilts on September 10, 2014. A large THANK YOU goes out to the Hospitality Committee who made sure we didn't go hungry. I'd also like to Thank "Quilt for a Cause" for their generous fabric donations. The QAT has been an extremely rewarding experience. I would like to chair the QAT next year; however, between working and my disabled husband I won't have the time to devote to this wonderful project.

Paula Zidel

2014 QAT Chair

Quilt For a Cause

Thanks for your support, TQG members! We're already beginning to receive quilts and donations for the 2016 auction! The first quilt photos are up on our website now. To donate a quilt to Quilt For a Cause, Inc. please come to our table at Guild meetings for more information and donation forms, or you can print the form from our website, QuiltForACause.org.

We will have our raffle quilt, "Sunflowers at Dusk", made from a Judy Niemeyer pattern by QFaC Board member Ann Adams, at the November, February, March and April meetings. The winner will be drawn at the Wednesday, April 8 meeting. You don't need to be present to win, so be sure to get some tickets (\$1 each or 6 for \$5) for this lovely quilt!

Quilt For a Cause is going to have a busy month! We'll be selling raffle tickets and boutique items at the Civano Arts and Crafts Fair on Saturday evening, November 1; the Tucson Quilt, Craft & Sewing Expo (Rusty Barn Show) on November 6, 7 and 8; and Saturday, November 15 at the Immaculate Heart School Fall Craft Fair. We are excited about all our upcoming events to raise money for the fight against breast and gynecologic cancers, we welcome you to join us if you can!

Tucson Quilters Guild

PROGRAM NOTES

Program Co-Chairs are Connie German and Janet Rupp. We encourage you to go to the website under Future Speakers to see all the exciting speakers coming to our Guild for the remainder of 2014 and for 2015. There is information on the dates that each speaker will be lecturing and teaching at the Guild along with the workshops offered. Each speaker's website is listed. You can just click on the website address and it will take you directly to their website where you can look at the workshops in detail. Most websites will also have the Supply Lists needed for the class. The 1 day classes are \$50 and the 2 day classes are \$100. The classes are from 9:00 AM to 3:30 PM each day and they are held at the St. Francis Cabrini Church, 3201 E. Presidio, Tucson, AZ 85716 in the large multi-purpose room (the same location as the lectures). These workshops are a great opportunity for you to learn new quilting skills at a very reasonable price from professional quilters from all over the United States!

Upcoming Programs:

November 2014 – [Renae Allen](#)

November 11th & 12th Lecture: "Skillbuilder Trunk Show"

November 13th Workshop: "Quilting Feathers Skillbuilder" [Supply List](#) 15 spaces open

November 14th Workshop: "Frills with Skills" [Supply List](#) 14 spaces open

2015

February 2015 – [Katie Pasquini Masopust](#)

February 10th & 11th Lecture: "Art Quilts"

February 12th & 13th 2-day Workshop: "From Watercolor to Quilt"

[Supply List](#) 1 space open, accepting alternates

March 2015 - [Nancy Prince](#)

March 10th & 11th Lecture: "So What is Thread Painting All About?"

March 12th Workshop 1: "Creating Realism With Thread"

March 13th Workshop 2: "Thread Painted Landscapes"

Sign-ups open October 2014 Business Meeting

April 2015 – [Maria Elkins](#)

April 7th & 8th: Lecture: Trunk Show with Emphasis on Portraits

April 9th Workshop: "Fusible Applique Portraits"

April 10th Workshop: "Playful Portraits"

Sign-ups open November 2014 Business Meeting

May 2015 - [Lyric Kinard](#)

May 12th & 13th Lecture: "Living Lyrically"

May 14th Workshop 1: "Abstract-a-Licious"

May 15th Workshop 2 - "Surface Design Sampler Platter"

Sign-ups open December 2014 Business Meeting

BEES, BEES, BEES—Updated!

CENTRAL AREA:

Art Quilters Contact: Laura Steiniger, 465-9100

Where: Quilters Market; When: Third Wednesdays, 10 AM to Noon

Himmel Park Contact: Ruth Campbell, 792-1639

Where: Himmel Park Library; When: Third Wednesdays, 6:30 PM

EAST SIDE:

Evening Eastside Bee Contact: Connie Weigel, 760-7728 or xuxala@msn.com

Where: Unity Church of Peace, 1551 S Eastside Loop

When: First Thursdays, 6:30 – 9 PM

The Evening Eastside Bee does not meet during the summer.

UFO Bee (Bring your own UnFinished Objects) Contact: Mary Meserve, marymes@aol.com

Where: Quilters Market

When: Tuesdays, 9:00 – 11:30 a.m.

GREEN VALLEY:

Hexies Bee English Paper Piecing, Contact: Carole Sullivan, 520-762-8652

Where: Friends Indeed Community Center, Green Valley, AZ

When: First Wednesdays, Noon – 3PM

North of the Border Contact: Babs Phillips, 393-6557

Where: M & I Bank, 270 W Continental, Green Valley; When: Thursdays 9:30 – Noon

This Bee accepts only members who are also members of Tucson Quilters Guild.

NORTHWEST:

Quilting for Others Contact: Mary Bazzano, 297-9576

Where: Cactus Quilt Shop; When: Third Wednesdays, 9:30 – Noon; Theme: Tucson Charities

SIERRA VISTA:

Days for Girls without Borders Contact: Donna Viitanen, drvii3043@gmail.com or 520-335-8394

Where: Donna's home, call for directions; When: Second Sundays, 10 a.m. - 4 p.m., November - March

SOUTH:

Quilts of Valor Bee Contact: Beth Glass, 241-0359

Where: Eagles Wings Quilting, 3949 E. 29th Street, Tucson, 85711

When: Third Thursdays, 1:00 – 4:00 PM

SOUTHWEST:

Southwest Side Bee The fall semester began August 18, 2014 and will continue through October 20, 2014. All are welcome. Contact: Marie Morris, 520-403-6208 or 520-623-0123

Where: GracePointe Church, 2555 W. Valencia Rd., Tucson

When: Mondays, 6:30 – 8:00 p.m.

Please contact the Guild Beekeeper, Ruth Martin at saguaroquilter@gmail.com to add, change or correct information about Bees. Open Bees are listed in the newsletter. The closed Bees list is on the TQG member website.



New Bee in Sierra Vista.

Days for Girls without Borders is a small bee starting in Sierra Vista to help provide liners for the global project, Days for Girls. Their website, www.daysforgirls.org, provides lots of information on the project. From the many hours I volunteered with the Eugene, OR team this summer, I learned of the need for liners for the kits and the importance of the quality of the items going into the kits.

I am starting a small group in my home in Sierra Vista to sew for the project. We are meeting the 2nd Sunday of each month, November-March, 10-4. Please bring your own lunch and any medium to dark colors of flannel you might want to donate.

For further information or to join the group, please contact Donna Viitanen, drvii3043@gmail.com or call 520-335-8394.

Tucson Quilters Guild

The Guild Basics

Who:	All Members
What:	Business Meeting —First Wednesday of every month in the Church Classroom. General Meetings - Second Wednesday of the month in the morning or the Tuesday evening preceding the second Wednesday - in the Parish Hall.
When:	Business Meeting — 9:30 AM ~ 10:30 AM General Meetings: Tuesday Evening—7:00~9:30 PM Wednesday—9:30 AM~12:00 PM
Where:	St Frances Cabrini Church 3201 E. Presidio Near Fort Lowell and Country Club
(How): Parking	Guild members are asked to refrain from parking in the spaces in front of the Parish office; the Church wants these spaces to remain open for Church members who have business to attend to in the office. This is the small building to the east of our meeting room. PARKING NOTICE: Tuesday evening attendees: The Church's Family Classes are in session again, so PLEASE DO NOT PARK IN THE FRONT LOT. Use the side or back lot.
Why:	Come to get involved with all aspects of the Guild, to make new friends, learn new quilting skills, share, but most of all, to have FUN . But please, do not wear fragrance to meetings .
Cost:	Members (\$30/year, due in March) and Guests (\$5.00/meeting with guest speaker)

Quilt Fiesta! Quilt Show meetings are at 10 AM at the Tucson Police Substation at 22nd and Alvernon, NW corner. The upcoming date is November 21st. Everyone is welcome to attend.

LIBRARY INFORMATION

We will have regular hours in November. We will be closed in December.

Books that are older than 20 years are not selling so we will have a small stack to give away for FREE on a table in the library.

Please do not donate books and magazines that are not quilt related. We have to toss those in the trash.

Donata



The submission deadline for articles for the December Newsletter is Wednesday, November 19, 2014. Articles should be sent to:

newsletter@tucsonquiltersguild.com
Newsletter Editor: Joey Nakagawa

TQG BOARD AND COMMITTEES

President	Reilly Zoda	sekmet73@cox.net
Vice President	Sally Dickinson	749-9815
Endowment/ Donations	Marie Morris	623-0123
Membership	Mary Meserve	465-2785
Member at Large, Evening	Kathy Harris	370-4323
Member at Large, Morning	Roberta Sipes	lsipes@power.net
Programs	Connie German	germanconnie@gmail.com
Programs	Janet Rupp	tdrupp@earthlink.com
Quilt Show Co Director	David Kuskulis	349-7623
Quilt Show Co Director	Joan Swanson	jbswanso@gmail.com
Secretary	Barbara Heiman	bjheiman@hotmail.com
Treasurer	Kathy Barton	kathrynbarton@sbglobal.net
Bears	Christine McCollum	748-9165
Bees	Ruth Martin	saguaroquilter@gmail.com
Corresponding Secretary	Mary Meserve	465-2785
Finance	Marie Morris	623-0123
Guild Pins	Diane Bach	guidoshouse@cox.net
Guild Pins	Janet Rupp	tdrupp@earthlink.com
Historian	Cathy Dargel	746-9246
Holiday Block Exchange	July Gilmartin Pat Nelson	jgilmartin@msn.com pnelsor6@msn.com
Hospitality	Christine McCollum Marie Luongo	748-9165
Library	Donata Pfisterer	760-0309
Library	Kathryn Wald	749-4772
Newsletter	Joey Nakagawa	665-9674
NQA	Kathy Harris	370-4323
Pattern of the Month	Evelyn George	325-0166
Quilt A Thon	Paula Zidel	quilter4love@hotmail.com
Quilting for Others	Mary Bazzano	297-9576
Raffle Quilt 2015	Karen Fisher	572-8825
Raffle Quilt 2016	Terry Gallegos	749-3424
Record Keeper	Kathy Harris	370-4323
Website	Meg Silvern	meg@silvern.com



Arizona Quilt Documentation Project – Tucson

A public documentation will be held November 15 at the Arizona History Museum, 949 E. 2nd St. in Tucson. Registrations may be made at both *Guild meetings*. At that time, owner release and owner information packets will be available. Guild members are urged to document their Arizona quilts, whether made last week or thirty years ago. **Register now with Kate Clark at 520.742.1000.**

The team welcomes new members. If interested, please call or email Tucson liaisons Sue Franklin, (520.490.4721; suevette63@comcast.net) or Terry Gryzb-Wysocki, (520.749.9326; terry-gw@mindspring.com) with questions about the Tucson team and documentation training. Sessions are held at Ellie Towne Flowing Wells Community Center on Ruthrauff Road. **Also, call either Sue or Terry with questions about the November public documentation.**



Advertising

Members: \$5.00 for small want ads for
Quilting/sewing related items

Quilt related businesses:

\$25 business card size

\$50 1/4 page

\$100 half page



Arizona members present

Journeys

a juried art quilt show

November 11-December 10

at the Tucson Jewish Community Center

3800 E. River Rd., Tucson, AZ






Pattern of the Month - November 2014

By Evelyn George

From Amish to Modern


Amish quilts have had a "modern" look for a long time, made from rich solid colors (often wool) and simple patterns. For quilters who love simplicity and also prefer cotton, it's good news that solid fabrics are becoming popular again.

The simple nine-patch block, so basic and yet so versatile, is timeless in its appeal. In this little quilt, 8 different solids are combined with white, gray and black to make 6" nine-patch blocks, arranged to make a very modern looking pattern, with a hint of Amish style. Use your imagination and your stash, or go shopping for some beautiful modern solids.




This 40" x 40" quilt has 25 6" nine-patch blocks and 5" borders. Of course you could make the blocks bigger or smaller, add sashing or change the border size, if you wish. Use your favorite solid colors and be sure to check out the lovely new gray fabrics appearing in the shops. Make it uniquely yours, and as Amish or as modern as you want!


For a layout like the one shown above, make 25 blocks, each using 9 squares, all cut $2\frac{1}{2}$ ":




1
pink
gray center




2
dark blue
gray center




3
yellow
gray center




4
dark green
gray center




5
turquoise
white center




4
fuchsia
white center



3
lavender
white c.



2
chartreuse
white c.



1
pink
white c.

(Note: All blocks have 4 black squares in the N,S,E,W positions; color squares at corners; and either gray or white in the center position.)

Arrange the blocks by color in diagonal rows, starting at the lower left hand corner with 1 pink with a gray center, then working upward add the 2 blue blocks, 3 yellows, 4 dark greens, 5 turquoise, 4 fuchsia, 3 lavender, 2 chartreuse, ending with the pink with a white center in the upper right hand corner. Sew the blocks together into rows, and join the rows to make the quilt center. Cut borders $5\frac{1}{2}$ " wide and add to the sides of the quilt. Quilt and enjoy your "modern" (or is it Amish?) quilt!