



# FIESTA NEWS!

*Business Meeting Wednesday, August 6, 2014 9:30 AM*  
*General Meetings Tuesday, August 12, 2014 7:00 PM*  
*Wednesday, August 13, 2014 9:30 AM*

## 2014 QUILT-A-THON

We are coming into the homestretch!! The cutting party scheduled for Friday, July 18, 2014 has been **canceled**.

REMINDER: The focus of the Guild meetings in August will be the annual Quilt-a-thon. We will be working on charity quilts for Casa de los Niños on Tuesday, August 12<sup>th</sup> and Wednesday, August 13<sup>th</sup>. If you are coming to help and bringing any personal items, i.e., rulers, irons, rotary cutters, mats, etc. please be sure to mark them with your name(s).

The Hostess Committee will be serving a light dinner on Tuesday evening. They will also be serving breakfast and lunch on Wednesday, August 13<sup>th</sup>.

Help the Guild help others!

Looking forward to seeing 'sew' many of you there!

Paula Zidel, Chairperson  
2014 Quilt-A-Thon



Respond to me, [sekmet73@cox.net](mailto:sekmet73@cox.net), with a comment, question or thought, with regards to anything in the newsletter and be eligible for one of the great prizes Mary Meserve has at the meetings! You won't get rich, but there are some pretty cool things!

Five (5) winners, random selection...

## President's Message

### Greetings TQG!

Well, here we are in August and ready to go to one of the most fun things we do, our annual QUILT-A-THON! Paula Zidel has been working really hard for the last few months, with her helpers, to make up some really cute kits for us to work on. Casa De Los Niños will be very happy with our efforts.

As I write, we are still in our monsoon season. Haven't seen the sun for more than brief periods in two weeks and I'm not complaining. My plants are loving it!

I hope everyone is enjoying their summer and getting a lot of quilting done. I've got two big projects that I hope to accomplish at a fun quilt retreat. It's so great to get away to quilt. There's never anything else calling you to distract except eating food prepared by someone else.

On another subject, I've been asked about the articles I wrote about some of our members and why they're not still being done. I found it too difficult to get two articles submitted in the last few months. However, I plan to take them up again as soon as I can. They were a lot of fun to do and membership seemed to really like them.

Should anyone else like to do one, please let me know! You can choose your own subject.

See you at the Quilt-a-Thon! Light supper Tuesday, breakfast and lunch Wednesday!

Reilly

### Christmas block alert

It is time to start thinking about a block for the Guild Christmas exchange! Think cool and plan a 12" block for the holiday. Your choice of subject, materials etc. It's lots of fun and you can start a collection of blocks by our own members. Maybe you'll get one from a future super-star quilter. Maybe someone will remember when they got your block, before you became a super-star. Just get started and join in the fun!

### Quilting for Others

Come and see us throughout the year; we have KITS for Quilts, Pillow Cases, Heart Pillows, and Stockings. We need the stockings back by Nov. They are for the Candle Lighters. We also have tops that need to be quilted. There still is a demand for Patriotic Quilts; a good size is 45" x 50" or 60" long.

Mary Bazzano, Quilting for Others Chair

# 2015 Quilt Fiesta!

## **Betty Hayden Award**

Attention all quilters! I need your help. Do you know anyone new to quilting that might be thinking of or might need a little encouragement to enter that first quilt in a quilt show. If they've been quilting less than 3 years and did all the work on the quilt themselves, they could be eligible for the Betty Hayden Award. Please help me get the word out to all our new quilters who might not be aware of this award.

For additional information please see the entry packet and any questions can be directed to Alice Wilder at [aliceTQG@comcast.net](mailto:aliceTQG@comcast.net).

## **Kids Row**

Are you teaching your child to quilt? Are they taking a class at a shop? We encourage you to start thinking of having your child or grandchildren enter his/her quilt in the Quilt Fiesta 2015. We would like to see more children's quilts entered. What a thrill for them to see their own creations displayed at the quilt show—they will be so proud when they receive their ribbon! Kids should be age 17 or younger. All work on the quilts should be done by the child (adults may help with the quilting and binding). I will have entry forms at the Guild meetings, at all the local quilt shops this fall and there will be a copy on our Guild website for you to print out.

Deadline for Kids Row **entry form** for the show is Nov. 12, 2014. Quilts will be turned in by January, 2014.

For information contact:

Pat Morris 749-4806 or Jean Owara 298-6325

Or email: [morrispc@yahoo.com](mailto:morrispc@yahoo.com)

## **Vintage Quilt Turning**

*Guild* members, how many quilts have you discovered to share for *Quilt Fiesta* 2015? A humble nine patch bed covering or a lovely Whole cloth quilt that your great grandmother made or some interesting garage sale find could be perfect.

A quilt turning displays both utility and "best" quilts, that *Guild* members and their families enjoy. I will be thrilled to receive your entries at any time.

If you would like to help with the coming quilt turning, I'd be pleased to know that, too. You soon will learn that vintage quilts and anything related to them is addictive; I did.

Have fun searching for treasures in attics, antique shops, estate and garage sales. Applications to submit your special quilt(s) for the **2015 Quilt Fiesta Vintage Quilt Turning** are available on the web. Please contact Sue Franklin at 520.490.4721 or by email at ([suevette63@comcast.net](mailto:suevette63@comcast.net)) with questions. Thank you!

# 2015 Quilt Fiesta!

## **Small Quilt Auction News**

We hope you're busily thinking of ideas and putting them into action for your donation to the SQA. We also hope you're encouraging your friends to do the same.

Quilts may be turned in at any 2014 Guild meetings with the deadline being the November 12, 2014 general meeting, or postmarked by November 12 if you are unable to attend. Quilt size should be no bigger than 80 inches around the perimeter and each quilt needs to have a hanging sleeve across the top of the quilt. Entry forms are available on the website. All quilts need to have the entry form completed and attached with a straight pin when turned in.

Give your quilts to the SQA chair or, if unavailable, to a Quilt Show chair.  
Barbara Heiman, Small Quilt Auction Chairperson.

## **Featured Guild Member**

The Quilt Show committee is looking for nominations for the Quilt Fiesta 2015 Featured Quilters. The members who have already been honored are Amy Bright, Susie Weaver, Nancy Arseneault, Nancy Landon, Nubin Jensen, Jean Biddick, Keith Dommer, Helen Frost and George & Gloria Magee.

Please send nominations to Joline Albaugh at: [joline@dbelltech.com](mailto:joline@dbelltech.com) or call 520-975-7021. There will also be a ballot box during the September meeting. Thank you for your help."

## **Raffle Tickets**

Thank you to all members who have picked up their ticket packets so far, and to those of you who have already turned in your stubs and money.

As you know we are giving prizes for the most tickets sold each month, and I am happy to announce we have a winner for the month of June. Due to the quilt-a-thon in August when we will not have a full membership attendance and no formal meeting, the June and July prizes will be awarded at the September meeting. I plan to be at the quilt-a-thon for both sessions in August to collect stubs for tickets sold during the month of July. I will also have additional tickets available for anyone needing them.

Again, thanks to all of you for participating in this effort. .

RAFFLE TICKETS, PATTY KRUSE 885-2069



### **Arizona Quilt Documentation Project – Tucson**

In early July, the Tucson team gathered to happily document the *Arizona Centennial Commemorative* quilt. While members had seen the quilt numerous times, it was breathtaking to be “up close and personal” to such a masterpiece. The work is magnificent and something for which we should take much pride. Also, team leaders, Sue and Terry, had a unique experience in mid-June when they traveled to the American Red Cross, Southern Arizona Headquarters to document the *Clara Barton Founders* quilt. The quilt, contained behind Plexiglas, presented an unusual documentation challenge! The quilt, made between 1999 – 2000, by 18 Guild members, was a fund raiser for the Red Cross.

The Tucson team continues to welcome and would love to add new members. Each of us learns something exciting every time we meet. If you are interested or have questions, please call or email Tucson liaisons Sue Franklin, (520.490.4721; [suevet-te63@comcast.net](mailto:suevet-te63@comcast.net)) or Terry Gryzb-Wysocki, (520.749.9326; [terry-gw@mindspring.com](mailto:terry-gw@mindspring.com)). Training sessions are held on the **first Wednesday of each month**, from 9:30 until 12:30 at the Ellie Towne Flowing Wells Community Center on Ruthruff Road. Each session includes both continuing education and quilt documentation.

Bernina Artista 730 with embroidery module for sale \$4299. Software, BSR, other extras. Sonnie at [520-572-2196](tel:520-572-2196).

#### **Advertising**

Members: \$5.00 for small want ads for  
Quilting/sewing related items  
Quilt related businesses:  
\$25 business card size  
\$50 1/4 page  
\$100 half page

The submission deadline for articles for the September Newsletter is  
Wednesday, August 20, 2014.  
Articles should be sent to:

[newsletter@tucsonquiltersguild.com](mailto:newsletter@tucsonquiltersguild.com)  
Newsletter Editor: Joey Nakagawa



# Tucson Quilters Guild

## PROGRAM NOTES

Program Co-Chairs are Connie German and Janet Rupp. We encourage you to go to the website under Future Speakers to see all the exciting speakers coming to our Guild for the remainder of 2014 and for 2015. There is information on the dates that each speaker will be lecturing and teaching at the Guild along with the workshops offered. Each speaker's website is listed. You can just click on the website address and it will take you directly to their website where you can look at the workshops in detail. Most websites will also have the Supply Lists needed for the class. The 1 day classes are \$50 and the 2 day classes are \$100. The classes are from 9:00 AM to 3:30 PM each day and they are held at the St. Francis Cabrini Church, 3201 E. Presidio, Tucson, AZ 85716 in the large multi-purpose room (the same location as the lectures). These workshops are a great opportunity for you to learn new quilting skills at a very reasonable price from professional quilters from all over the United States!

## Upcoming Programs:

### September 2014 – [Cathy Geier](#)

September 9<sup>th</sup> & 10<sup>th</sup> Lecture: "Trunk Show"

September 11<sup>th</sup> Workshop: "Landscape Quilts Made Easy" [Supply List](#) 9 spaces open

September 12<sup>th</sup> Workshop: "Forest Scenes" [Supply List](#) 0 spaces open

Sign-ups open April 2014 Business Meeting

### October 2014 – [Carol Ann Vaughn](#)

October 7<sup>th</sup> & 8<sup>th</sup> Lecture: "How Did I Get Here From There?"

October 9<sup>th</sup> Workshop: "Stupendous Stitching" [Supply List](#) 4 spaces open

October 10<sup>th</sup> Workshop: "Stitch and Slash" - cancelled

Sign-ups open May 2014 Business Meeting

### November 2014 – [Rena Allen](#)

November 11<sup>th</sup> & 12<sup>th</sup> Lecture: "Skillbuilder Trunk Show"

November 13<sup>th</sup> Workshop: "Quilting Feathers Skillbuilder" [Supply List](#) 15 spaces open

November 14<sup>th</sup> Workshop: "Frills with Skills" [Supply List](#) 14 spaces open

Sign-ups open June 2014 Business Meeting

## 2015

### February 2015 – [Katie Pasquini Masopust](#)

February 10<sup>th</sup> & 11<sup>th</sup> Lecture: "Art Quilts"

February 12<sup>th</sup> & 13<sup>th</sup> 2-day Workshop: "From Watercolor to Quilt"

Sign-ups open September 2014 Business Meeting

### March 2015 - [Nancy Prince](#)

March 10<sup>th</sup> & 11<sup>th</sup> Lecture: "So What is Thread Painting All About?"

March 12<sup>th</sup> Workshop 1: "Creating Realism With Thread"

March 13<sup>th</sup> Workshop 2: "Thread Painted Landscapes"

Sign-ups open October 2014 Business Meeting

Here are the titles I recommended during my July lecture:

Design Basics - David A. Lauer and Stephen Pentak

The Quilter's Book of Design - Ann Johnston

Color and Composition for the Creative Quilter - Katie Pasquini Masopust and Brett Barker

Small Scale Quiltmaking: Precision, Proportion, and Detail - Sally Collins

Thank you for the kind words. I had a lovely time!

Lynn Kough

# Tucson Quilters Guild

The Guild Basics	
<b>Who:</b>	All Members
<b>What:</b>	<b>Business Meeting</b> —First Wednesday of every month in the Church Classroom. <b>General Meetings</b> - Second Wednesday of the month in the morning or the Tuesday evening preceding the second Wednesday - in the Parish Hall.
<b>When:</b>	<b>Business Meeting</b> — 9:30 AM ~ 10:30 AM <b>General Meetings:</b> Tuesday Evening—7:00~9:30 PM Wednesday—9:30 AM~12:00 PM
<b>Where:</b>	St Frances Cabrini Church 3201 E. Presidio Near Fort Lowell and Country Club
<b>(How):</b> Parking	Guild members are asked to refrain from parking in the spaces in front of the Parish office; the Church wants these spaces to remain open for Church members who have business to attend to in the office. This is the small building to the east of our meeting room. <b>PARKING NOTICE:</b> Tuesday evening attendees: The Church's Family Classes are in session again, so PLEASE DO NOT PARK IN THE FRONT LOT. Use the side or back lot.
<b>Why:</b>	Come to get involved with all aspects of the Guild, to make new friends, learn new quilting skills, share, but most of all, to have <b>FUN</b> . But please, <b>do not wear fragrance to meetings</b> .
<b>Cost:</b>	Members (\$30/year, due in March) and Guests (\$5.00/meeting with guest speaker)

**Quilt Fiesta! Quilt Show meetings** are at 10 AM at the Tucson Police Substation at 22nd and Alvernon, NW corner. The upcoming date is August 29th. There is no meeting in July. Everyone is welcome to attend.

**EMAIL LIST:** The Guild now has an email list for easy communication with the members. Please log into the protected area of the website and put your name and email address into the box at the top of the page. After doing this, you will receive an email. You must click on the link after making the link into one long line. If this works, you will receive another email saying you were successful. If you have any problem with this, email me at [quilter@tucsonquiltersguild.com](mailto:quilter@tucsonquiltersguild.com). Meg Silvern



Tucson Quilters Guild and Tucson's Quilt Fiesta! is now on Facebook! Since this is FREE publicity for our Guild and our show, ask your friends to 'like' the page. What can be better than free?

<https://www.facebook.com/pages/Tucson-Quilters-Guild-Tucson-Quilt-Fiesta/121887434544473>



## BEES, BEES, BEES—Updated!

### CENTRAL AREA:

**Art Quilters** Contact: Laura Steiniger, 465-9100

Where: Quilters Market; When: Third Wednesdays, 10 AM to Noon

**Himmel Park** Contact: Ruth Campbell, 792-1639

Where: Himmel Park Library; When: Third Wednesdays, 6:30 PM

### EAST SIDE:

**Evening Eastside Bee** Contact: Connie Weigel, 760-7728 or [xuxala@msn.com](mailto:xuxala@msn.com)

Where: Unity Church of Peace, 1551 S Eastside Loop

When: First Thursdays, 6:30 – 9 PM

The Evening Eastside Bee does not meet during the summer.

### GREEN VALLEY:

**Hexies Bee** English Paper Piecing, Contact: Carole Sullivan, 520-762-8652

Where: Friends Indeed Community Center, Green Valley, AZ

When: First Wednesdays, Noon – 3PM

**North of the Border** Contact: Babs Phillips, 393-6557

Where: M & I Bank, 270 W Continental, Green Valley; When: Thursdays 9:30 – Noon

This Bee accepts only members who are also members of Tucson Quilters Guild.

### NORTHWEST:

**Quilting for Others** Contact: Mary Bazzano, 297-9576

Where: Cactus Quilt Shop; When: Third Wednesdays, 9:30 – Noon; Theme: Tucson Charities

### SOUTH:

**Quilts of Valor Bee** Contact: Beth Glass, 241-0359

Where: Eagles Wings Quilting, 3949 E. 29<sup>th</sup> Street, Tucson, 85711

When: Third Thursdays, 1:00 – 4:00 PM

### SOUTHWEST:

**Southwest Side Bee** This bee meets for a spring and fall semester each year and creates quilts for the community. All are welcome. The spring semester is over for this year. The fall semester will begin in September. Contact: Marie Morris, 520-403-6208 or 520-623-0123 Where: Grace Pointe Church, 2555 W Valencia Rd., Tucson.

Tucson Quilters Guild is always looking to update information about the bees in which our members participate. Please contact the Guild Beekeeper, Ruth Martin at [saguaroquilter@gmail.com](mailto:saguaroquilter@gmail.com) to add, change or correct information about Bees. Open Bees are listed in the newsletter. The closed Bees list is on the TQG member website.



### LIBRARY INFORMATION

The Library will be closed during the August meetings.

The church is retiling the class room where the library is housed so we had to put the library into boxes. We do not know if the class room will be available by the September meeting but we will keep you updated

If the class room is ready we will have library sale in September. The used books will be priced from \$.50 to \$4.00

Donata Pfisterer

### New Quilts of Valor Bee

The new Quilts of Valor Bee held its first meeting on **July 17<sup>th</sup>** at Eagles Wings Quilting located at 3949 E. 29<sup>th</sup> Street, Tucson, 1:00 – 4:00 p.m. Quilts of Valor is a not-for-profit foundation whose mission “is to cover service members and veterans touched by war with comforting and healing Quilts of Valor”.

Beth Glass is the contact for this new Tucson Bee. Call her at 241-0359 for more information. This is an open bee. All are welcome. For further information regarding the Quilts of Valor Foundation, check the website:

[www.qovf.org/](http://www.qovf.org/)



## TQG BOARD AND COMMITTEES

President	Reilly Zoda	<a href="mailto:sekmet73@cox.net">sekmet73@cox.net</a>
Vice President	Sally Dickinson	749-9815
Endowment/ Donations	Marie Morris	623-0123
Membership	Mary Meserve	465-2785
Member at Large, Evening	Kathy Harris	370-4323
Member at Large, Morning	Roberta Sipes	lsipes@power.net
Programs	Connie German	<a href="mailto:germanconnie@gmail.com">germanconnie@gmail.com</a>
Programs	Janet Rupp	<a href="mailto:tdrupp@earthlink.com">tdrupp@earthlink.com</a>
Quilt Show Co Director	David Kuskulis	349-7623
Quilt Show Co Director	Joan Swanson	<a href="mailto:jbswanso@gmail.com">jbswanso@gmail.com</a>
Secretary	Barbara Heiman	<a href="mailto:bjheiman@hotmail.com">bjheiman@hotmail.com</a>
Treasurer	Kathy Barton	<a href="mailto:kathrynbarton@sbglobal.net">kathrynbarton@sbglobal.net</a>
Bears	Christine McCollum	748-9165
Bees	Ruth Martin	<a href="mailto:saguaroquilter@gmail.com">saguaroquilter@gmail.com</a>
Corresponding Secretary	Mary Meserve	465-2785
Finance	Marie Morris	623-0123
Guild Pins	Colleen Babcock	<a href="mailto:cjquilts@att.net">cjquilts@att.net</a>
Guild Pins	Joan Swanson	297-8433
Historian	Cathy Dargel	746-9246
Holiday Block Exchange	July Gilmartin Pat Nelson	<a href="mailto:jgilmartin@msn.com">jgilmartin@msn.com</a> <a href="mailto:pnelsor6@msn.com">pnelsor6@msn.com</a>
Hospitality	Christine McCollum Marie Luongo	748-9165
Library	Donata Pfisterer	760-0309
Library	Kathryn Wald	749-4772
Newsletter	Joey Nakagawa	665-9674
NQA	Kathy Harris	370-4323
Pattern of the Month	Evelyn George	325-0166
Quilt A Thon	Paula Zidel	<a href="mailto:quilter4love@hotmail.com">quilter4love@hotmail.com</a>
Quilting for Others	Mary Bazzano	297-9576
Raffle Quilt 2015	Karen Fisher	572-8825
Raffle Quilt 2016	Terry Gallegos	749-3424
Website	Meg Silvern	<a href="mailto:meg@silvern.com">meg@silvern.com</a>




## Pattern of the Month - August 2014

By Evelyn George

### Fly Away Four Patch - a scrap saver's block


You only need to cut two sizes of squares to make this easy 8" block. It's really just a big Four Patch, that has smaller Four Patches in two corners and Fly Away "wings" in the other two corners. Gather up some pretty scraps --these blocks go together quickly-- and you'll soon have enough for a quilt like the one shown below!



There are many different ways you could decide to color the blocks, depending on what's in your scrap pile. (My Four Patches have two darks and two mediums; and for my Fly Away units, I chose lights for the background and darks for the corners, because I think that looks more like wings.) Make a sample block or two with your scraps and see what works best, then keep the lights and darks in those same positions for all the blocks. When you go to arrange them later, the light and dark areas are what allow you to make designs with your layout.

-- The quilt example at right is ~68" x 84", with 80 blocks.

See how the lights form a diamond design (and the darks, X's) when the blocks are rotated differently in each quarter of the quilt. Each scrappy quilt will be unique, of course, but if you pay attention to the placement of the lights and darks it will pay off.



For each Block, cut:

2 assorted Light  $4\frac{1}{2}$ " squares

4 assorted Medium  $2\frac{1}{2}$ " squares

8 assorted Dark  $2\frac{1}{2}$ " squares

Make 2 Fly Away units: Place  $2\frac{1}{2}$ " Dark squares on top of 2 opposite corners of each  $4\frac{1}{2}$ " Light square, right sides together, with edges aligned. Stitch diagonally across dark squares. Trim off corners leaving  $\frac{1}{4}$ " seam allowance.

Unfold triangles and press seams toward corners.



Fly Away unit

Make 2 Four Patch units, using the remaining Dark and Medium  $2\frac{1}{2}$ " squares as shown:



Four Patch unit



Combining assorted colors, arrange two Four Patch units and two Fly Away units so "wings" go diagonally across the block one way, as shown, and Dark squares go diagonally across the other way. Sew together to make the block.





## Supplement to August 2014 Pattern of the Month

By Evelyn George


### Fly Away Four Patch Variations

*- Look what happens by varying colors, layouts, and the positions of light, medium and dark!*

Two distinctly darker squares in the middle of scrappy block, and blocks arranged to form X's→





8" block





63 blocks, 60" x 76"

Symmetrically colored blocks in a strippy setting→



~54" x 73", 8 blocks per row  
(4½" sashing & borders)


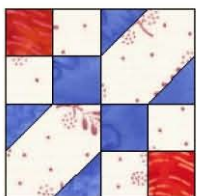
Colored like butterflies, and alternated with chain blocks, set on point →




~65" x 65"

Medallion arrangements can be made with the addition of plain blocks:

84" x 100"  
with 2"  
borders



Different rotations, just two colors, and note that "wings" are now dark ↓



--Yes, these are all the same basic **Fly Away Four Patch** blocks! (see POM Aug. 2014 for directions)