



FIESTA NEWS!

Business Meeting *Wednesday, February 5, 2014 9:30 AM*
General Meetings *Tuesday, February 11, 2014 7:00 PM*
Wednesday, February 12, 2014 9:30 AM



“The Best Things in Life are Quilted” Bonnie Hunter Comes to Tucson in February

To say that Bonnie Hunter has FANS would be a gross understatement. When word of Bonnie’s visit to Tucson got out, Mary and I got calls from as far away as Baker, Oregon asking for information on workshop availability. We even had to increase the size of our 2 workshops just to accommodate the additional group of women travelling from Phoenix to take her classes.

Starting her love affair with quilting in a home economics class her senior year of high school in 1980, today Bonnie focuses mainly on scrap quilts with the simple feeling of “making do”. But before quilting became her full time career, Bonnie was the owner and designer of “Needle In A Haystack!!” creating patterns for dolls and stuffed animals with a primitive feel. She also became a nationally certified licensed massage therapist.

In another nod to her popularity, in 2012 Bonnie received a “Teacher of the Year” award through a global internet poll. Today, Bonnie writes a regular column for Quiltmaker Magazine entitled “Addicted to Scraps” with the main intention to help us put various aspects of our own scraps and stash to good use. Not so coincidentally, this is the topic our February lecture. And remember Mickey De-pre’s pieced hexies? Well, Bonnie and Mickey have collaborated on a brand new book entitled “Ring Around the Hexies”. I hope she is able to bring some for us.

Additionally, Bonnie maintains an almost daily blog which is both her own personal journal, but is also a way to share with everyone a bit of what life is like for this internationally known and extremely busy quilter. So if you are unable to attend one of her workshops you can still drop by her extensive website at www.quiltville.com for tips and tricks, techniques, tutorials, and a long list of free patterns.

President's Message

Hi all!

Just a short note... I'm still pretty tired from the Quilt Show, but it's a nice kind of tired. All of our hard work paid off, though. The show was a great success!

Jean and Dave did a great job "captaining" a wonderful group of volunteers. And thanks to all of you who were our "white gloves" and who came in to do all the other jobs that made the show a success.

To paraphrase, "It takes a village to put on a successful show", and TQG is one wonderful village. Joe Cunningham was very impressed!

On the 31st we have our Quilt Fiesta wrap-up meeting and we start on Quilt Fiesta '15 in February. Consider taking on one of the open committee positions. More news to come...

Don't forget the short meeting for discussion of the concerns of the evening meeting members. It's at 6:15 PM, before the next Guild meeting, 11 February, 2014.

See you soon!

Reilly

NIGHT BUSINESS MEETING?

For all interested members:

We have scheduled a special meeting to be held before the February Evening Guild meeting in the Library at the Church for those members who wish to air their feelings about evening business meetings on February 11, 2014 at 6:15 PM

This should give us ample time to get to the Guild meeting on time.

This will not be a decision making meeting. Your concerns will be recorded and brought before the next business meeting, which you are also welcome to attend.

If you have something you wish to add to this discussion and you can't make the meeting, please email me sekmet73@cox.net before the meeting and your concerns will be part of the record.

Thanks!

Reilly

EMAIL LIST: The Guild now has an email list for easy communication with the members. Please log into the protected area of the website and put your name and email address into the box at the top of the page. After doing this, you will receive an email. You must click on the link after making the link into one long line. If this works, you will receive another email saying you were successful. If you have any problem with this, email me at quilter@tucsonquiltersguild.com. Meg Silvern

2014 Quilt Fiesta! Winners

208		Rebecca Hendrix Meets the 21st Century - a.k.a. Dorothy Rebecca's Wedding Quilt		Nancy Landon	
<u>Best Use of Color</u>		<u>Exemplary Machine Quilting: Non-professional</u>			
1302	The Quilt w/ith the Dragon Tattoo	Nancy Arseneault	1302	The Quilt w/ith the Dragon Tattoo	Nancy Arseneault
<u>Exemplary Machine Quilting: Professional</u>		<u>Exemplary Piecing</u>			
631	Civil War Goes Irish	Pam Knight	608	Jam Session	Jean Biddick
<u>Exemplary Paper Piecing</u>		<u>Exemplary Hand Quilting</u>			
105	Arizona Sunrise	Ann Adams	702	Bonkers	Donna Viitanen
<u>Exemplary Hand Appliqué</u>		<u>Exemplary Machine Appliqué</u>			
201	Straw berry Thieves	Donna Viitanen	306	Tilde	Keith Dommer
<u>Judge's Choice - Sherri Driver</u>		<u>Judge's Choice: Lynn Kough</u>			
1004	Love those Zinnias!	Lynn Parker	206	Folk Baskets	Judy Tenen
<u>100 - Two Person Quilt – Large Pieced/Quilted by Another</u>		<u>300 -Two Person Quilt – Piecing & Appliqué/Quilted</u>			
1st - 114	Double Duty	George Magee	1st - 306	Tilde	Keith Dommer
2nd - 132	God's Rainbow of Love	Carol Carpenter	2nd - 310	Blooming Glacier Star	Ann Adams
3rd - 129	A Baker's Potpourri	Kathie Miller	3rd - 304	Mexican Rose	Carol Carpenter
HM - 140	1893 Double 9-Patch - Meow ry Christmas	Nancy Landon			
HM - 135	Modern Improv	Evelyn George			
<u>100 - Two Person Quilt – Medium Pieced/Quilted by Another</u>		<u>400 - Group Quilt – Any techniques</u>			
1st - 136	Circus Stars	Sally Dickinson	1st - 403	Aunt Bea's Parlor	Gloria Magee
2nd - 128	Silly Boys...Boots are for Girls!	Kthleen McCulloch	2nd - 401	Lotus in Moonlight	Donna Viitanen
3rd - 120	Rhapsody in Purple	Sue Waite	3rd - 404	The Sky is the Limit	Janice Hester
HM - 124	Practice Like Your Hair's on Fire	Donna Peterson	HM - 407	A Diva Sampler	Susan Franklin
			HM - 402	Rediscovered Treasure	Angelika Haeber
<u>100 - Two Person Quilt – Small Pieced/Quilted by Another</u>		<u>500 - One Person Quilt – Pieced – Hand Quilted</u>			
1st - 105	Arizona Sunrise	Ann Adams	1st	Not Aw arded	
2nd - 109	Black Peppermint Feathered Star	Gayle Carter	2nd - 501	Mosaic Mandala	Donna Peterson
3rd - 107	Wonky Whirligigs	Sally Dickinson	3rd - 507	Mystery Way	Joyce Partridge
HM - 103	Finally Finished	Katherine McDonough			
<u>200 - Two Person Quilt – Appliqué/Quilted by Another</u>		<u>600 - One Person Quilt – Small Pieced – Machine Quilted</u>			
1st - 208	Rebecca Hendrix Meets 21st Century - a.k.a. Dorothy Rebecca's Wedding Quilt	Nancy Landon	1st - 608	Jam Session	Jean Biddick
2nd - 201	Straw berry Thieves	Donna Viitanen	2nd - 601	Dahlia	Jean Biddick
3rd - 207	Flow ers Galore	Marguerite Hepner	3rd - 615	Baskets	Karolyn 'Nubin' Jensen
HM - 202	Vintage Roses	Barbara Polston	HM - 609	Chocolate and Mint	Cathy Washburn
HM - 204	Album Quilt	Louise Robertson			
<u>700 - One Person Quilt – Appliqué – Hand Quilted</u>		<u>1200 - One Person Quilt – Other Techniques</u>			
1s t - 709	After the Rain	Janet Rupp	1st - 1201	Oh, the Women: Mother, Matriach and Maiden	Katherine McDonough
2nd - 707	Ribbit - Ribbit!	Patty Goodsell	2nd - 1206	Timeless	Roberta Sipes
3rd - 702	Bonkers	Donna Viitanen	3rd - 1209	Rebecca Hendrix 1847 Wholecloth	David Landon
HM - 710	Serendipity Sampler	Linda Christensen	HM - 1210	Queen Anne's Star Plus	Joyce Partridge
<u>800 - One Person Quilt – Appliqué – Machine Quilted</u>		<u>1300 - One Person – Whimsical Quilt</u>			
1st - 802	August Cherries	Janet Rupp	1st - 1302	The Quilt w/ith the Dragon Tattoo	Nancy Arseneault
2nd - 803	The Usual Suspects	Sw an Sheridan	2nd - 1303	Grandma Chapman's China Cupboard	Karolyn 'Nubin' Jensen
3rd - 807	Pumpkin Pie	Karolyn 'Nubin' Jensen	3rd	Not Aw arded	
HM - 808	Alien Eyes	Keith Dommer			
<u>900 - One Person Quilt – Piecing & Appliqué – Hand Quilted</u>		<u>1400 - First Time Entrant</u>			
1st	Not Aw arded		1st - 1411	F.N.F.A.C. (Fabric not from Ada's Closet)	Mary Johns
2nd - 902	Repetitive Spin	Susan Minnaugh	2nd - 1410	Mema's Cactus Flow ers	Camille Salisbury
3rd	Not Aw arded		3rd - 1414	Scrappy Daddy	Sharron O'Conner
			HM - 1406	One Nation Under God	Janice Jones
<u>1000 - One Person Quilt – Piecing & Appliqué – Machine Quilted</u>		<u>1500 - One Person – Art Quilt</u>			
1st - 1009	Summer Love	Keith Dommer	1st - 1503	Through the Screen Door	Linda Cote
2nd - 1003	Gracie's Garden	Suzanne Irving	2nd - 1511	San Diego Mix	Kenci Lew is
3rd - 1007	This Way, please!	Susie Weaver	3rd - 1508	Night at the Improv	Laura Steiniger
HM - 1006	Jo's Whig Rose	Cathy Washburn			
<u>1100 - One Person Quilt - Miniature</u>		<u>1600 - One Person – Pictorial Art Quilt</u>			
1st	Not Aw arded		1st - 1614	Together We Dance	Patsy Heacox
2nd - 1104	Not Your Grandmother's Garden	Ann Therrien	2nd - 1615	Tucson, Heart of Arizona	Karen G. Fisher
3rd - 1102	Sheer Insanity	Babs Phillips	3rd - 1610	Dragonfly Botanical	Tami Graeber
			HM - 1607	Winter Shadow s	Janet Pugh

2014 Quilt Fiesta!

2014 Viewer's Choice Winners

Viewers Choice 1st
1302 "The Quilt with the Dragon Tattoo"
Nancy Arseneault

Viewers Choice 2nd
1615 "Tucson, Heart of Arizona"
Karen G. Fisher

Viewers Choice 3rd
1614 "Together We Dance"
Patsy Heacox

Viewers Choice Honorable Mention
411 "Harmony"
Katie Ammon

Viewers Choice Honorable Mention
2082 "Baltimore Christmas"
Marilyn Sohn

Viewers Choice Honorable Mention
2075 "Guess Who's Coming to Dinner?"
Janet Pugh



2014 Betty Hayden Award

Congratulations to Ann Scrivener, our 2014 Betty Hayden award winner. Pictured is her winning quilt 'Inquisitive Fat Cats'. The 4 other delightful quilt entries were made by Judy Friedrichs, Diane Hartman, Mary Johns and Yolanda Weininger. Our compliments to all for a job well done.

2014 Quilt Fiesta!

Holiday Block 2013 Final Report

Tuesday evening at the Holiday Tea 21 blocks were turned in from the 45 members present. Wednesday we had 39 blocks presented from the 77 members in attendance.

In 2012 there were 27 blocks made by the Tuesday evening members and 36 by the Wednesday morning members.

The Holiday Block elves were: Rhonda Borders, Connie, German, Judy Gilmartin, Carol Giubert, Pat Nelson, Ruth Martin, and Rachel Roberts. SPECIAL ELF Alice Wilder made the ribbon toppers.

Holiday Block Exchange 2013

The Final Eight:

		Maker	Owner
Mary Ball	First Place:	Sharon Nemirov	Bonnie Frisch
Rhonda Borders	Second Place:	Mary Ball	Jan Johnson
Peggy Collins	Third Place:	Doris Dieterle	Janet Stewart
Doris Dieterle	Honorable Mention:	Peggy Collins	Diane Hartman
Amy Kemper			
Sharon Nemirov			
Vivian Streeter			
Rosalee Zipp			

Respectively submitted by,
Shari Thompson, Chairperson of the Holiday Block Exchange committee

Thank You to Our 2014 Judging Volunteers!

The Judging Committee Co-chairs want to say thank you to the many volunteers who assisted us in the various components of the judging process for our 2014 Quilt Fiesta! Names are too numerous to list; however, your help was truly needed and appreciated. You helped during "turn-in" at Guild meetings. You helped us load quilts into cars. Many of you spent two long days at the Jewish Community Center loading, unloading, organizing and preparing quilts, holding quilts for the judges to view, writing judges' comments and/or other needed activities. Additionally, volunteers helped hang and remove the ribbons before and after the show. And when we put the final envelopes together with the ribbons, all the lists matched! We couldn't have done it without you. You helped make the 2014 Quilt Fiesta! a great show. Thank you!

Judging Committee Co-chairs: Ruth Martin and Kathy Zimmer

Bed Turning

Our new space was great! We filled 23 seats and also had people standing at 10 of the 11 bed turning sessions. Seventeen marvelous antique and vintage quilts were shared with the audiences! Thanks to *Guild* members who loaned those quilts. Thanks to narrators who read stories about the quilts. Thanks to turners who tenderly handled the quilts. Thanks to those who loaned "props" to enhance the experience. Also, seven of the quilts were documented on set up day and we learned even more about the quilts. Thanks also, to committee members Judy Breneman and Sheryl Verts for their support and aid.

Sue Franklin, Bed Turning Chair, 2014 *Quilt Fiesta!*

2014 Quilt Fiesta!

Quilt Show

The quilt show is over for another year and it is time to thank a lot of people. Thank you all the committee chairs who worked all year getting things organized. Thank you to everyone who entered a quilt into the show. The quilts were beautiful and admired by our many guests. Thank you to those of you who helped with judging, set-up, hanging and take-down. Thank you to all the hostesses and hosts. Thank you Cactus Quilts for donating fat quarters for the hostesses. Ours is a large show for an all-volunteer guild to stage. Please give yourselves a round of applause. You put on a marvelous show.

And now on to next year.... Some of the committee chairs will be continuing in their jobs, but others will not. If there is a committee you would like to help with please don't be bashful. Speak up and volunteer. Your help will be gratefully appreciated.

Jean and Dave

The Hanging Committee wants to thank all of the Guild members who helped on Wednesday, January 15 & 16, 2014 for set up and hanging the quilts for the 2014 Quilt Fiesta! We could not do this show without your help. It was another great show. Hope everyone enjoyed it. We will for sure do it again in 2015.

Thanks again to all

The Hanging Committee

Take Down Committee: Enormous thanks to the 125+ women and men who helped take down the quilt show.

Because of your generous volunteering, more were able to help with hardware and all areas of the "software"—quilts, curtains, etc. Thanks to our Row Leaders (**Gayle Strack, Enee Miller, Colleen Babcock, Diane Bach, Sara Rumbaugh, Sharon Nemirov, Shari Thompson, Richard Thompson, and Sheryl Verts**), Quilt Distribution leader **Char Gasker**, Curtains Leader **Manya Powell**, Ribbons Leaders **Kathy Zimmer** and **Ruth Martin**, and all who helped them. Special thanks to **Lynn Parker** and **Reilly Zoda**, my two right arms who did multiple things for me when I couldn't, and to **Barbara Heiman**, in charge of hardware and who knows far more than I care to. Also thanks to several who volunteered at the last minute and were able to fill in gaps for people unable to be there.

Quilt pick-up began at 5:35 pm and was completed by 6:15. Best news – no left-over quilts! All were claimed and found their way home. Again, many, many thanks to everyone for a job **WELL DONE!**

Paulette Claver

Take-down Chairman

Tucson Quilters Guild

Raffle Quilt: I want to thank all of the members who participated in the raffle ticket sale this year. Although we did not make as much money for the guild as I had hoped we would, the funds we did make will go to make our Guild all that we love about it for another year.

I would also like to thank each of the volunteers that helped me at the raffle ticket table during the show. It is always fun to meet and talk to nice people.

The winner of the quilt is Gail Roberts of Tucson and to say that she was thrilled is an understatement. She thanks everyone who had a part in making the quilt.

Thank you all again for a job well done.

Patty Kruse, Raffle Ticket Chair.

Small Quilt Auction: Thanks for making it a success.

Many contributed: donating quilts, hanging and taking down the exhibit, helping out during the show, and purchasing quilts. With your help, we raised over \$3000 for World Care Civilian Emergency Relief Center. Final figures are still being compiled as we deliver a few more quilts. There were 111 quilts donated and we sold 110 of those. That final quilt will find a good home to support one of our other charities.

Again, I cannot thank you enough for all of your hard work and support.

Barbara Heiman, Small Quilt Auction Chairperson

Quilt For A Cause would like to thank the Tucson Quilt Guild for the wonderful booth space at the Tucson Quilt Fiesta! this year. We had many new visitors and lots of familiar quilters stop by the booth and purchased many patterns for our cause. We thank the Guild very much for this generous opportunity to raise awareness about this cause. The Saddlebrooke Quilt Show, March 16, 2014 10 am to 3 pm, Mountain View Ballroom, 38759 S. Mountain View Boulevard, (free admission) will feature Quilt For A Cause and we hope to see many of our supporters. QFAC is also sponsoring a bus trip (and overnight stay) to the AQS Quilt Show in Phoenix, February 6 and 7 and a few spaces have become available. Contact QFAC at: jeabea@msn.com or TerryGalQFAC@Comcast.net for more information.

ATTENTION TUCSON GUILD MEMBER;

It's election time again, the following list of members are running for a two year term as your New Board Members:

Secretary: Barbara Heriman

Treasure: Kathy Barton

Quilt Show Co-Chair: Joan Swanson

Membership: Mary Meserve

Member At Large Days: Roberta Sipes

Programs: Connie German and Janette Rupp

Elections will be held at the regular Evening and Day Meetings in February.



Advertising

Members: \$5.00 for small want ads for Quilting/sewing related items

Quilt related businesses:

\$25 business card size

\$50 1/4 page

\$100 half page

Tucson Quilters Guild

PROGRAM NOTES

Program Co-Chairs are Kathy Barton and Mary Blount. We encourage you to go to the website under Future Speakers to see all the exciting speakers coming to our Guild for 2014. There is information on the dates that each speaker will be lecturing and teaching at the Guild along with the workshops offered. Each speaker's website is listed. You can just click on the website address and it will take you directly to their website where you can look at the workshops in detail. Most websites will also have the Supply Lists needed for the class. The 1 day classes are \$50 and the 2 day classes are \$100. The classes are from 9:00 a.m. to 3:30 p.m. each day and they are held at the church in the same room as the lectures. These workshops are a great opportunity for you to learn new quilting skills at a very reasonable price from professional quilters from all over the United States!

Upcoming Programs:

February: [Bonnie Hunter](#)

February 11 & 12 Lecture "Scrap Users Systems"

February 13 Workshop "Playing with Jacks" [Supply List](#)-3 spaces available

February 14 Workshop "My Blue Heaven" [Supply List](#)-3 spaces available

March: [Cathy Miller](#)

March 11th & 12th Lecture - "The Singing Quilter"

March 13 Workshop - "Mock Mola Applique" [Supply List](#)-13 spaces available

March 14 Workshop - "Notan" [Supply List](#)-16 spaces available

April: [Weeks Ringle](#)

April 8th & 9th Lecture - "Quilts Made Modern"

April 10 Workshop - "Working with Large Prints" 17 spaces available

April 11 Workshop - "Improvisation Piecing" 11 spaces available

May: [Jane Sassaman](#)

May 13th & 14th Lecture - "Jane's Textile Treasure Garden"-new lecture

May 15th & 16th Workshop - "Pattern Play 0 spaces available

June: [Susan Else](#)

June 10th & 11th Lecture - "Off the Wall: Quilting in 3 Dimensions"

June 12 Workshop - "3-D Adventures in the Garden" " [supply list](#) 16 spaces available

June 13 Workshop - "Free Form Fabric Collage" " [supply list](#) 20 spaces available

September: [Cathy Geier](#)

September 9th & 10th Lecture - "Trunk Show"

September 11 Workshop - "Landscape Quilts Made Easy"

September 12 Workshop - "Forest Scenes"

Signups open at the March 2014 Business Meeting

October: [Carol Ann Waugh](#)

October 7th & 8th Lecture - "How Did I Get Here From There?"

October 9 Workshop - "Stupendous Stitching"

October 10 Workshop - "Stitch and Slash"

Signups open at the April 2014 Business Meeting

November: [Rena Allen](#)

November 11th & 12th Lecture - "Skillbuilder Trunk Show"

November 13 Workshop - "Quilting Feathers Skillbuilder"

November 14 Workshop - "Quilting Design Skillbuilder"

Signups open at the May 2014 Business Meeting

Tucson Quilters Guild

The Guild Basics	
Who:	All Members
What:	Business Meeting —First Wednesday of every month in the Church Classroom. General Meetings - Second Wednesday of the month in the morning or the Tuesday evening preceding the second Wednesday - in the Parish Hall.
When:	Business Meeting — 9:30 AM ~ 10:30 AM General Meetings: Tuesday Evening—7:00~9:30 PM Wednesday—9:30 AM~12:00 PM
Where:	St Frances Cabrini Church 3201 E. Presidio Near Fort Lowell and Country Club
(How): Parking	Guild members are asked to refrain from parking in the spaces in front of the Parish office; the Church wants these spaces to remain open for Church members who have business to attend to in the office. This is the small building to the east of our meeting room. PARKING NOTICE: Tuesday evening attendees: The Church's Family Classes are in session again, so PLEASE DO NOT PARK IN THE FRONT LOT. Use the side or back lot.
Why:	Come to get involved with all aspects of the Guild, to make new friends, learn new quilting skills, share, but most of all, to have FUN .

Quilt Fiesta! Quilt Show meetings are at 10 am at the Tucson Police Substation at 22nd and Alvernon, NW corner. The upcoming date is January 31st. Everyone is welcome to attend.

Respond to me, sekmet73@cox.net, with a comment, question or thought, with regards to anything in the newsletter and be eligible for one of the great prizes Mary Meserve has at the meetings! You won't get rich, but there are some pretty cool things!

Five (5) winners, random selection...



Tucson Quilters Guild and Tucson's Quilt Fiesta! is now on Facebook! Since this is FREE publicity for our Guild and our show, ask your friends to 'like' the page. What can be better than free?

<https://www.facebook.com/pages/Tucson-Quilters-Guild-Tucson-Quilt-Fiesta/121887434544473>

GUILD NEWS, NEWS, NEWS

LIBRARY INFORMATION

Tuesday Evening Meetings:

Open from 5:30pm to 7pm only.

Wednesday Morning Meetings:

Open from 8:30am to 9:30am and during the break.

To renew books: Call Donata Pfisterer the day before the meeting at 733-9557 or email her at: donatap@photonengr.com

QUILTING FOR OTHERS

The need for patriotic quilts is ongoing. Please help us out again next year with your donation of patriotic quilts. A good size quilt is 45" x 50" or 60" long. It is a great idea for a bee project.

Happy Quilting! Mary Bazzano,
Chair for Quilting for Others.

The submission deadline for articles for the March Newsletter is Wednesday, February 19, 2014. Articles should be sent to:

newsletter@tucsonquiltersguild.com
Newsletter Editor: Joey Nakagawa

BEES, BEES, BEES—Updated!

CENTRAL AREA:

Art Quilters Contact: Barbara Hall, 622-9268, or rbarber21@cox.net

Where: Bella Quiltworks;

When: Third Wednesday at 10 AM

Himmel Park Contact: Ruth Campbell, 792-1639

Where: Himmel Park Library,

When: Third Wednesday at 6:30 PM



EAST SIDE:

Evening Eastside Bee Contact: Connie Weigel, 760-7728 or xuxala@msn.com

Where: Unity Church of Peace, 1551 S Eastside Loop

When: First Thursday of the month 6:30-9PM

Siesta Bee Contact: Nelle Starr, 886-4123

Where: Members' homes (Northeast) call for directions

When: 3rd Tuesday of the month 1pm

GREEN VALLEY:

Hexies Bee - English Paper Piecing

Contact: Carole Sullivan, 520-762-8652

Where: Friends Indeed Community Center, Green Valley, AZ.

When: First Wednesday of each month, noon-3:00pm.

North of the Border Contact: Babs Phillips, 393-6557

Where: M & I Bank 270 W. Continental Green Valley,

When: Thursday 9:30 - Noon

NORTHWEST:

Quilting for Others Contact: Mary Bazzano, 295-9576

Where: Cactus Quilt Shop,

When: Third Wednesday, 9:30 – Noon

Theme: Tucson Charities

Quilting After Dark: Call Karen Fisher at 572-8825 or email her at karen@karenfisherartquilts.com to get more details.



Arizona Quilt Documentation Project – Tucson










The quilt documentation team kept busy documenting seven bed turning quilts on set up day for *Quilt Fiesta*. Of the 17 quilts displayed, 11 have been documented by the Tucson team.

The team also documented *Centennial* quilts. However, not all owners have returned the release and ownership information forms to Lynn Miller. If any *Guild* member fits that description and needs more information about this, please contact Sue Franklin.

There will be a public documentation at the **Arizona History Museum on April 5th**. For an appointment, contact azquiltloc@yahoo.com or call 480.395.4340. There is no fee.

If you have questions about quilt documentation or would like to join the Tucson team, please call or email Tucson liaisons Sue Franklin, (520.825.3962; suevette63@comcast.net) or Terry Gryzb-Wysocki, (520.749.9326; terry-gw@mindspring.com). New members are welcome. Training sessions are held on the second Tuesday of each month, from 9:30 until 12:30 at the Ellie Towne Flowing Wells Community Center on Ruthruff Road.

TQG BOARD AND COMMITTEES



President	Reilly Zoda	sekmet73@cox.net
Vice President	Sally Dickinson	749-9815
Endowment/ Donations	Marie Morris	623-0123
Membership	Mary Meserve	465-2785
Member at Large, Evening	Kathy Harris	370-4323
Member at Large, Morning	Esther Ames	444-9729
Programs	Kathy Barton	903-8642
Programs	Mary Blount	818-6409
Quilt Show Co Director	Jean Biddick	749-3022
Quilt Show Co Director	David Kuskulis	349-7623
Secretary	Joline Albaugh	822-1485
Treasurer	Cathy Dargel	746-9246
Bears	Christine McCollum	748-9165
Bees	Ruth Martin	682-3846
Corresponding Secretary	Mary Meserve	465-2785
Finance	Marie Morris	623-0123
Guild Pins	Colleen Babcock	405-5478
Guild Pins	Joan Swanson	297-8433
Historian	Cathy Dargel	746-9246
Holiday Block Exchange	Shari Thompson	834-4245
Hospitality	Christine McCollum	748-9165
Library	Donata Pfisterer	760-0309
Library	Kathryn Wald	749-4772
Newsletter	Joey Nakagawa	665-9674
NQA	Kathy Harris	370-4323
Pattern of the Month	Evelyn George	325-0166
Quilt A Thon	Colleen Babcock	405-5478
Quilting for Others	Mary Bazzano	297-9576
Raffle Quilt 2014 & 2015	Karen Fisher	572-8825
Website	Meg Silvern	572-1984



Pattern of the Month February 2014
 by Evelyn George
Braided Hearts Wall Hanging (or Table Runner)

For a project the size shown (approximately 14" x 38") you'll need:

Hearts - six different 5" charm squares in reds and pinks (or use scraps)

Background - approx. 5/8 yard assorted lights (or all one fabric)

Borders - three 2½" x WOF strips red

Binding - three 2½" x WOF strips pink

Backing and batting - approx. 18" x 42" each

Background: Cut a 6½" square and cut it in half once diagonally, making 2 triangles.

Cut remaining background fabric into 2½" strips; from these, cut:

6 - 2½" x 10" 6 - 2½" x 8" 12 - 2½" x 6"

Hearts: Cut one 2½" square and one 2½" x 4½" strip from 6 different reds or pinks, using the charm squares or scraps.

Sew a 6" strip of background fabric to one end of each square and each

strip of heart fabric. Press seams toward background. →



The braid is built with the hearts upside down, adding the strips alternately to the right and left sides, alternating rows of plain and pieced strips to make the heart pattern. (Refer to the illustrations below. Use ¼" seam allowance throughout, and finger press each seam as you go, toward the strip just added.)



1. Begin with a 10" background strip on your left, at an angle as shown in figure 1, below. Lay an 8" strip of background to its right so they form an upside down "V".
2. Flip the right hand strip back over the left hand one at a right angle, right sides together. The *upper end* of the strip on the right should line up with the *upper right side edge* of the strip on the left. Stitch together as shown in figure 2, below. Open out and press.
3. A heart row comes next: first add the strip with a square, on the right: then add the matching strip with a rectangle, on the left, as shown, below. This makes the first heart (upside down, for now).
4. Continue adding plain rows alternating with heart rows until the last heart is added.
5. Finish by adding the two background triangles to the bottom of the last heart. Press. The finished braid strip is uneven on the edges and ends, and should be trimmed and squared up to approximately 10½" wide x 34½" long. Yours may be slightly different; just trim off sides evenly leaving a smooth, straight line, and leave ¼" seam allowance beyond the bottom point of the last heart.



Borders: Measure length of trimmed braid. Cut two red border strips that length. Stitch to sides. Press seams toward borders. Measure width of braid, including the two side borders you just added. Cut two border strips that measurement and add to top and bottom edges. Layer, quilt and bind in the usual manner. Add a sleeve for hanging, or use as a table runner.

You could also use this technique to make several longer rows, and connect them with sashing to make a quilt!

The *Hummingbird Stitchers* Quilt Guild in Sierra Vista, Arizona

invites you to our annual show

"A Celebration of Patchwork!"

Saturday, February 22, 2014, 9:00 AM to 5:00 PM

Sunday, February 23, 2014, 10:00 AM to 3:00 PM

Buena High School

5225 East Buena School Blvd.

Sierra Vista, Arizona

Admission -- \$5.00

Over 200 quilts will be on display; vendors present for fabric, notions and sewing machine sales; Boutique crafts for purchase; Quilt appraisals available.

Raffle quilt Appraised at \$2,000.

Tickets, \$1 each/ 6 for \$5

Sierra Vista has a lot of interesting events and a nice selection of hotels and restaurants. Good golfing and museums for the guys too!

For more information, please contact Sue Lee,

520-439-0098

g.staples@cox.net