



FIESTA NEWS!

Business Meeting Thursday, January 2, 2014 9:30 AM
General Meetings Tuesday, January 7, 2014 7:00 PM
Wednesday, January 8, 2014 9:30 AM

Happy New Year!

Ready for the Show? After all the work over the last year, the time has finally come! I'm really looking forward to it, but my quilt isn't ready yet, so I'm keeping it short!

There's going to be a small change for the January meeting. Usually we just do announcements and hand in our quilts, without a break. As we have so many quilts to vote on, there will be a short break mid-way so that everyone gets a chance to vote.

Thank you so much to the 20 people who entered the President's Challenge. The quilts are wonderful and it will be hard to come up with the ribbon winners. This year, the ribbon company made 5 ribbons, adding an honorable mention, so we're going with it.

We also will vote on the Holiday Block finalists and the Betty Hayden award. Please take time to vote! The people who enter the contests will really appreciate it!

That's it! We still need hostesses for the late (3-5) shift on Saturday...

See you at the January meeting(s) or at the show!

And again, best wishes for a wonderful 2014 for you and your families!

Reilly



The 2014 Tucson Quilt Fiesta fast approaches. It will be at the Tucson Convention Center on January 17th, 18th and 19th. Part of your commitment as a member of the Guild is to host one 2 hour shift on one of those three days. You are also asked to sell \$10 in raffle tickets for the show. Setup and takedown do not count as hosting during the show. If you volunteer for a second hostess shift you will be able to attend a second day at the show for free. Please remember that you can attend the show free in exchange for work as a volunteer for just 2 hours.

Parking this year is only \$6 instead of \$8. Please encourage your friends to attend the show. It takes a lot of people many hours each month to put on the Quilt Show that we can all be proud of. We hope to see you there and thank you in advance for your help in making our Quilt Fiesta a success.

Jean Biddick, Quilt Show Chairperson

Tucson Quilters Guild

Holiday Block Exchange

The ELITE EIGHT from the Holiday Block Exchange at the Holiday Parties in alphabetical order are: Mary BALL, Rhonda BORDERS, Peggy COLLINS, Doris DIETERLE, Amy KEMPER, Sharon NEMIROV, Viv STREETER, and Rosalie ZIPP

WOW! It was difficult to just cast a ballot for ONE!

Remember that we ALL get to vote for THE FINAL FOUR that will receive the ranking of first, second, third, and honorable mention at the January Meetings. All eight blocks will be hung at the Quilt Fiesta.

I wish to thank my elves Rhonda Borders, Judy Gilmartin, Pat Nelson, Connie German, Rachel Roberts, and Ruth Martin for their good job!!!! I will need you folks again at the January meetings!

Shari Thompson

Voting for the **2014 Betty Hayden Award** will be at the January Guild meetings. This is your last reminder and only chance to vote! The January meetings are also the only time the quilts will be hung side by side. Please come see the beautiful quilts that these very talented new quilters have stitched and help us select this year's winner.

Alice Wilder

I would like to thank all of the members who have picked up their **raffle ticket** packets. And a special thanks to all of you who have already turned in your stubs and money at the meetings or have mailed them to me at my home. I would really like to have the rest of the stubs and money turned in to me by the January meetings. Although I will accept them at the quilt show, it is a busy time and it will be very hard to make sure you get credit for your efforts in this sale. Thank you again for your continued support of these ticket sales, our guild is only as good as its members and we are one of the very best in the country. Have a great show everyone!!!

Patty

Quilt acceptance letters for all entries for the Quilt Fiesta! 2014 were mailed in late November. The mailing included a sheet with your ID tags for your quilt, pillow case and claim check along with instructions for placement of tags and quilt sleeve. Your quilt(s) will not be accepted at the January meetings without these tags or a quilt sleeve and you cannot pick up your quilt(s) after the quilt show without your claim check. If you entered a quilt(s) and did not receive the mailing, please let me know. Ginny Dove – gdovecat@aol.com or 887-9284.

Kids Row – We are happy to report that we have 7 quilts entered in Kid's Row. Each entrant will be receiving an email by the end of December with instructions for dropping off their quilt to their chosen local shop. Quilts should be dropped off on or before January 8, 2014. Quilts should be placed in a bag (preferably a pillow case) clearly labeled with the maker's name and Tucson Quilt Fiesta Kid's Row. Quilts will be available for pick-up at the same drop-off location on the Monday afternoon after the quilt show.

For information contact: Pat Morris 749-4806 or Jean Owara 298-6325

Or email: morrispc@yahoo.com

Assignments and details about **take-down** will be sent by email after Christmas. Final opportunity to sign-up for quilt show take-down will be at the January meetings.

Paulette Claver, Take-Down Chair.

Quilt Fiesta! 2014

Small Quilt Auction: Help Wanted

Thanks to all our quilt donors; we have 108 quilts for sale. Once again, we will need assistance during the Quilt Fiesta! The hostess committee will assign volunteers to the silent auction. Those volunteers will walk up and down by the quilts, answering questions, and will also remove quilts and complete some paperwork as the quilts are sold so our buyers can take their purchases home. It's a partial sit-down job, perhaps not as physically demanding as the "white glove" shifts.

On Sunday afternoon, starting at 12:30 we need a few extra volunteers (above and beyond those assigned by Hostessing). We need "Vannas" to hold up quilts, recorders to fill out the sales slip with the final bid price, runners to deliver those sales slips to the winning bidders, and distributors to hand out the quilt once they are paid for.

Please come by the Small Quilt Auction table at the January guild meetings to sign up, or email me at bjheiman@hotmail.com to volunteer for the live auction. Thanks for your help.

Please, please, please stop by to view the small quilts and encourage your friends to do likewise. The quilts are fun and we hope that as you view them, you will be tempted to place a bid. Also, if at all possible, try to attend the Sunday live auction (at 1:00 p.m.). It's loads of fun, even if you just want to watch.

Barbara Heiman, Small Quilt Auction Chairperson

Bed Turning

Thanks for sharing your vintage quilts! Quilts are due to Sue at either the evening or day time Guild meeting. If you are having your quilt documented, please bring the paperwork, too. The bed turning committee hopes each of you had a Merry Christmas and a Happy New Year. Please call Sue Franklin, Bed Turning Chair (825.3962 or cell 490.4721) with questions.

SUPPORT YOUR GUILD!!

Order your 2014 quilt show DVD Now!

It's only \$10.00 until January 15th, after that, it's \$12.00.

Support your Guild

The Tucson Quilters Guild
36th Annual Quilt Show

QUILT FIESTA! 2014

Order Your 2014 Quilt Show DVD Now!

It's only \$10.00
till January 15th
after that, it's \$12.00

Tucson Quilters Guild

PROGRAM NOTES

Program Co-Chairs are Kathy Barton and Mary Blount. We encourage you to go to the website under Future Speakers to see all the exciting speakers coming to our Guild for 2014. There is information on the dates that each speaker will be lecturing and teaching at the Guild along with the workshops offered. Each speaker's website is listed. You can just click on the website address and it will take you directly to their website where you can look at the workshops in detail. Most websites will also have the Supply Lists needed for the class. The 1 day classes are \$50 and the 2 day classes are \$100. The classes are from 9:00 a.m. to 3:30 p.m. each day and they are held at the church in the same room as the lectures. These workshops are a great opportunity for you to learn new quilting skills at a very reasonable price from professional quilters from all over the United States!

Upcoming Programs:

No speaker in Jan.

February: [Bonnie Hunter](#)

February 11 & 12 Lecture "Scrap Users Systems"

February 13 Workshop "Playing with Jacks" [Supply List](#)-3 spaces available

February 14 Workshop "My Blue Heaven" [Supply List](#)-0 spaces available

March: [Cathy Miller](#)

March 11th & 12th Lecture - "The Singing Quilter"

March 13 Workshop - "Mock Mola Applique" [Supply List](#)-11 spaces available

March 14 Workshop - "Notan" [Supply List](#)-17 spaces available

April: [Weeks Ringle](#)

April 8th & 9th Lecture - "Quilts Made Modern"

April 10 Workshop - "Working with Large Prints" 17 spaces available

April 11 Workshop - "Improvisation Piecing" 11 spaces available

May: [Jane Sassaman](#)

May 13th & 14th Lecture - "Jane's Textile Treasure Garden"-new lecture

May 15th & 16th Workshop - "Pattern Play 0 spaces available

June: [Susan Else](#)

June 10th & 11th Lecture - "Off the Wall: Quilting in 3 Dimensions"

June 12 Workshop - "3-D Adventures in the Garden"

June 13 Workshop - "Free Form Fabric Collage"

Signups open at the January 2014 Business Meeting

September: [Cathy Geier](#)

September 9th & 10th Lecture - "Trunk Show"

September 11 Workshop - "Landscape Quilts Made Easy"

September 12 Workshop - "Forest Scenes"

Signups open at the March 2014 Business Meeting

October: [Carol Ann Waugh](#)

October 7th & 8th Lecture - "How Did I Get Here From There?"

October 9 Workshop - "Stupendous Stitching"

October 10 Workshop - "Stitch and Slash"

Signups open at the April 2014 Business Meeting

November: [Rena Allen](#)

November 11th & 12th Lecture - "Skillbuilder Trunk Show"

November 13 Workshop - "Quilting Feathers Skillbuilder"

November 14 Workshop - "Quilting Design Skillbuilder"

Signups open at the May 2014 Business Meeting

Tucson Quilters Guild

The Guild Basics	
Who:	All Members
What:	<p>Business Meeting—First Wednesday of every month in the Church Classroom (The January meeting will be held on Thursday, January 2, 2014 due to the holiday.)</p> <p>General Meetings - Second Wednesday of the month in the morning or the Tuesday evening preceding the second Wednesday - in the Parish Hall.</p>
When:	<p>Business Meeting — 9:30 AM ~ 10:30 AM</p> <p>General Meetings: Tuesday Evening—7:00~9:30 PM Wednesday—9:30 AM~12:00 PM</p>
Where:	<p>St Frances Cabrini Church 3201 E. Presidio Near Fort Lowell and Country Club</p>
(How): Parking	<p>Guild members are asked to refrain from parking in the spaces in front of the Parish office; the Church wants these spaces to remain open for Church members who have business to attend to in the office. This is the small building to the east of our meeting room. PARKING NOTICE: Tuesday evening attendees: The Church's Family Classes are in session again, so PLEASE DO NOT PARK IN THE FRONT LOT. Use the side or back lot.</p>
Why:	<p>Come to get involved with all aspects of the Guild, to make new friends, learn new quilting skills, share, but most of all, to have FUN.</p>

Quilt Fiesta! Quilt Show meetings are at 10 am at the Tucson Police Substation at 22nd and Alvernon, NW corner. The upcoming date has not yet been scheduled. Everyone is welcome to attend.



Tucson Quilters Guild and Tucson's Quilt Fiesta! is now on Facebook! Since this is FREE publicity for our guild and our show, ask your friends to 'like' the page. What can be better than free?

<https://www.facebook.com/pages/Tucson-Quilters-Guild-Tucson-Quilt-Fiesta/121887434544473>

GUILD NEWS, NEWS, NEWS

LIBRARY INFORMATION

Library will be open in January.

Reminder: All library materials can be returned this month.

Tuesday Evening Meetings: Open from 5:30pm to 7pm only.

Wednesday Morning Meetings: Open from 8:30am to 9:30am and during the break.

To renew books: Call Donata Pfisterer the day before the meeting at 733-9557 or email her at: donatap@photonengr.com

QUILTING FOR OTHERS

The need for patriotic quilts is ongoing. Please help us out again next year with your donation of patriotic quilts. A good size quilt is 45" x 50" or 60" long. It is a great idea for a bee project.

Happy Quilting! Mary Bazzano, Chair for Quilting for Others.

The submission deadline for articles for the February Newsletter is Monday, January 20, 2014 so we can include Quilt Fiesta results. Articles should be sent to:

newsletter@tucsonquiltersguild.com
Newsletter Editor: Joey Nakagawa

BEES, BEES, BEES—Updated!

CENTRAL AREA:

Art Quilters Contact: Barbara Hall, 622-9268,

or rbarber21@cox.net

Where: Bella Quiltworks;

When: Third Wednesday at 10 AM

Himmel Park Contact: Ruth

Campbell, 792-1639

Where: Himmel Park Library,

When: Third Wednesday at 6:30 PM



EAST SIDE:

Evening Eastside Bee Contact: Connie Weigel, 760-7728 or xuxala@msn.com

Where: Unity Church of Peace, 1551 S Eastside Loop

When: First Thursday of the month 6:30-9PM

Siesta Bee Contact: Nelle Starr, 886-4123

Where: Members' homes (Northeast) call for directions

When: 3rd Tuesday of the month 1pm

GREEN VALLEY:

Hexies Bee - English Paper Piecing

Contact: Carole Sullivan, 520-762-8652

Where: Friends Indeed Community Center, Green Valley, AZ.

When: First Wednesday of each month, noon-3:00pm.

North of the Border Contact: Babs Phillips, 393-6557

Where: M & I Bank 270 W. Continental Green Valley,

When: Thursday 9:30 - Noon

NORTHWEST:

Quilting for Others Contact: Mary Bazzano, 295-9576

Where: Cactus Quilt Shop,

When: Third Wednesday, 9:30 - Noon

Theme: Tucson Charities

Quilting After Dark: Call Karen Fisher at 572-8825 or email her at karen@karenfisherartquilts.com to get more details.

EMAIL LIST: The Guild now has an email list for easy communication with the members. Please log into the protected area of the website and put your name and email address into the box at the top of the page. After doing this, you will receive an email. You must click on the link after making the link into one long line. If this works, you will receive another email saying you were successful. If you have any problem with this, email me at quilter@tucsonquiltersguild.com. Meg Silvern

Tucson Quilters Guild



Arizona Quilt Documentation Project – Tucson

In November, documentation took a different direction. Terry Grzyb-Wysocki, Cathy Washburn, Judy Breneman, Bea Kabler, Kate Clark, Linda Laird, Susan Standley, Sandy Woods, Peggy Hazard, Sheryl Verts, and Sue Franklin began documenting quilts from the *100 years 100 Quilts* exhibit held at the *Arizona History Museum* last year. It was fascinating to see the quilts “close up and personal” and view one more time a piece of history. One creative quilter used 2012 1” squares to form the Arizona flag! Another used photo transfers from pictures of statues in locations throughout the state to create her quilt.

The team ultimately documented 95 of the 100 quilts. It was an amazing accomplishment and exciting to do. They will be entered in the Quilt Index as a group. The Centennial quilt will be documented later this year.

If you have questions about quilt documentation or would like to join the Tucson team, please call or email Tucson liaisons Sue Franklin, (520.825.3962; suevet-te63@comcast.net) or Terry Grzyb-Wysocki, (520.749.9326; terry-gw@mindspring.com). New members are welcome. Training sessions are held on the second Tuesday of each month (not January), from 9:30 until 12:30 at the Ellie Towne Flowing Wells Community Center on Ruthrauff Road.

Advertising

Members: \$5.00 for small want ads for
Quilting/sewing related items
Quilt related businesses:
\$25 business card size
\$50 1/4 page
\$100 half page



Respond to me, Sekmet73@cox.net, with a comment, question or thought, with regards to anything in the newsletter and be eligible for one of the great prizes Mary Meserve has at the meetings! You won't get rich, but there are some pretty cool things!

Five (5) winners, random selection...

NIGHT BUSINESS MEETING?

For all interested members:

We have scheduled a special meeting to be held before the February Evening Guild meeting in the Library at the Church for those members who wish to air their feelings about evening business meetings.

February 11, 2014

6:15 PM

This should give us ample time to get to the Guild meeting on time.

This will not be a decision making meeting. Your concerns will be recorded and brought before the next business meeting, which you are also welcome to attend.

If you have something you wish to add to this discussion and you can't make the meeting, please email me sekmet73@cox.net before the meeting and your concerns will be part of the record.

Thanks!

Reilly











Attention Tuesday Evening Attendees

As a member of the Board of the Tucson Quilters Guild, I feel it incumbent of me to explain a statement made at the Tuesday night meeting in November. This regards the question of night Business meetings, and the need for volunteers from the Evening Meeting. In August, Marie Morris brought up the question of having evening Business meetings so that attendees of Tuesday night meetings could attend and would then be able to volunteer to fill Board/Committee positions. We had a very lively debate about the pros and cons of going to 6 night meetings and 6 day Business meetings, alternating so that all could participate. I am afraid that a question that I posed to the Business meeting ended all the debate and that for now this question was tabled. My question to the 30 or so attendees of the Business meeting in August was: of those currently attending the Business meeting and holding Board/Committee positions, how many would not be willing to attend night meetings. Only half, that is to say 15 volunteers would be willing to continue to volunteer holding the vital positions that the Guild needs to function. That would mean, that while we are seeking volunteers to fill vacancies that will occur in March, we would need a volume of volunteers to fill all the positions that would be caused if night meetings were instituted. My query to the group attending the meeting was-do you think that we could fill this many positions? And with that the discussion was dropped and we went on to other business.

While we would like to include new people to fill Board/Committee positions, and we **would** welcome your help, would the evening attendees be willing to take over half of the positions currently filled by the morning attendees? If a flood of volunteers steps forward I feel certain that things would change. But having only one or two or three volunteers will **not** take the place of 10-15 morning meeting volunteers. Alas, I feel again that this issue involves numbers, which as your Treasurer I understand, but do you?

Cathy Dargel, Treasurer

TQG BOARD AND COMMITTEES



President	Reilly Zoda	sekmet73@cox.net
Vice President	Sally Dickinson	749-9815
Endowment/ Donations	Marie Morris	623-0123
Membership	Mary Meserve	465-2785
Member at Large, Evening	Kathy Harris	370-4323
Member at Large, Morning	Esther Ames	444-9729
Programs	Kathy Barton	903-8642
Programs	Mary Blount	818-6409
Quilt Show Co Director	Jean Biddick	749-3022
Quilt Show Co Director	David Kuskulis	349-7623
Secretary	Joline Albaugh	822-1485
Treasurer	Cathy Dargel	746-9246
Bears	Christine McCollum	748-9165
Bees	Ruth Martin	682-3846
Corresponding Secretary	Mary Meserve	465-2785
Finance	Marie Morris	623-0123
Guild Pins	Colleen Babcock	405-5478
Guild Pins	Joan Swanson	297-8433
Historian	Cathy Dargel	746-9246
Holiday Block Exchange	Shari Thompson	834-4245
Hospitality	Christine McCollum	748-9165
Library	Donata Pfisterer	760-0309
Library	Kathryn Wald	749-4772
Newsletter	Joey Nakagawa	665-9674
NQA	Kathy Harris	370-4323
Pattern of the Month	Evelyn George	325-0166
Quilt A Thon	Colleen Babcock	405-5478
Quilting for Others	Mary Bazzano	297-9576
Raffle Quilt 2014 & 2015	Karen Fisher	572-8825
Website	Meg Silvern	572-1984




Pattern of the Month January 2014

By Evelyn George

Flip-a-Strip Scrappy Quilt ~40" x 60"

This quilt top is made entirely from $2\frac{1}{2}$ " x WOF (~42") strips. You could use a precut roll of strips, or cut assorted ones from your stash. This quilt uses mostly dark strips with light accent squares. If your fabrics are mostly light, use bright or dark for the accent squares, instead. Have fun--the finished look will depend upon the fabrics you choose!

27 assorted dark or medium strips (patriotic prints shown)
5 white or gold strips (contrasting, for accent squares)
6 coordinating strips for binding (this quilt has no borders)
Backing about 42" x 63" ($1\frac{1}{4}$ yards) (& batting about the same size)



First, set aside the binding strips so they won't accidentally get cut.

Cut the 27 assorted strips into $13\frac{1}{2}$ " pieces* (3 per strip; need 80 pieces).

**Note: if WOF after trimming off selvages is less than $40\frac{1}{2}$ " on some of your strips, try cutting cut all of the pieces 13" in order to get 3 pieces from each WOF strip. (The quilt would then finish about 2" shorter.)*

The exact length isn't critical, but all pieces need to be the same length.

Cut the white or gold into $2\frac{1}{2}$ " squares (need 80).

Sew pieces right sides together using a $\frac{1}{4}$ " seam allowance.

Sew a square onto one end of each $13\frac{1}{2}$ " piece; press each seam toward the square.

Sew 4 square + strip combinations together into a continuous length, so squares and strips alternate. (Press these seams toward the long strip; that will make them easier to match when sewing rows together.) This makes 20 identical long vertical rows. Each row needs to have a square at one end, but not the other. Sew the 20 rows together, flipping every other row in the opposite direction, so that one row begins with a square and the next doesn't.

Layer top, batting and backing. Quilt as desired; join binding strips together and bind using your favorite method to finish the quilt. Here's one method for a quick binding, done completely by machine:

Trim off backing and batting even with edges of quilt top. Use walking foot and a slightly longer stitch.

Piece binding, fold lengthwise and press as usual; but sew it onto back of quilt first. Begin somewhere near the middle of any side. Leave the first 8" or so of binding free when you start. (Begin with about $\frac{3}{8}$ " seam allowance, testing a short section to see if binding will cover the first stitching when it is folded over to the front. You might need to adjust seam allowance, depending on width of binding, thickness of batting, etc.) Stop $\frac{3}{8}$ " before each corner and fold the strip up so there is a 45 degree angle at the corner, and then back down, to miter in the usual manner.

Stop stitching about 10" to 12" before you reach your starting place. Join the two ends, using your favorite method, then finish sewing the joined section to edge of quilt. Fold binding around to front and stitch down with a straight or decorative stitch by machine. Aim to overlap the first stitching line just enough so that you can stitch close to the fold and be a tiny bit to the left of, or right on top of, the first stitching. It helps to use a bobbin thread that blends with both binding and backing; this stitching will show slightly on the back, but it is a very durable finish for donation quilts or any utilitarian quilt that will be washed a lot.

The *Hummingbird Stitches* Quilt Guild in Sierra Vista, Arizona

invites you to our annual show

"A Celebration of Patchwork!"

Saturday, February 22, 2014, 9:00 AM to 5:00 PM

Sunday, February 23, 2014, 10:00 AM to 3:00 PM

Buena High School

5225 East Buena School Blvd.

Sierra Vista, Arizona

Admission -- \$5.00

Over 200 quilts will be on display; vendors present for fabric, notions and sewing machine sales; Boutique crafts for purchase; Quilt appraisals available.

Raffle quilt Appraised at \$2,000.

Tickets, \$1 each/ 6 for \$5

Sierra Vista has a lot of interesting events and a nice selection of hotels and restaurants. Good golfing and museums for the guys too!

For more information, please contact Sue Lee,

520-439-0098

g.staples@cox.net



HANGING COMMITTEE

Mark your calendar

All Quilts must be brought to the Guild Meeting January 7th and 8th, 2014 Judged or Non Judged. If you can not make the Guild meeting : Contact Kathy Zimmer 747-8947 or Ruth Martin 682-3846 for Judged Quilts .Non Judged Quilt contact Mary Bazzano 297-9576 or Ginny Dove 887-9284.

Stockings the Guilder members made for the 2013 Candle Light Service held on Dec 7th 2013.

