



FIESTA NEWS!

Business Meeting Wednesday, December 4, 2013 9:30 AM
General Meetings Tuesday, December 10, 2013 7:00 PM

HAPPY HOLIDAYS!

HERE WE ARE, less than 2 months away from the show (as I write) and if you're like me, you're busy with your holiday preparations as well as the various quilting projects due for the holiday party and the show! I've got two blocks due for the exchange... one for Tuesday and one for Wednesday. My January due date projects are still on the back burner! But, I will get it all done!

AH, THE LIFE of a quilter! I wouldn't trade it for anything!

I SURE HOPE I'll see you at the holiday parties! They're a lot of fun and a chance to talk with all your friends without having to stop mid-sentence 'cause it's time to take your seat! A great way to get to know others too!

I'M SO HAPPY with the President's Challenge quilts! I put them out and showed them to my sister and had her guess what they represented. Out of the 14 that I've received so far, she was able to "get" all but two. She was very impressed with the creativity and workmanship on all of them, as was I. I've been promised 5 more, so we should have a great "Show" at the January 2014 meetings! That's when we'll vote. 1st, 2nd, 3rd places will be awarded as well as a special award for the President's favorite. And they'll all hang in the show!

HAVE YOU SIGNED UP YET FOR THE SHOW? One "white glove" shift gets you into the show for free. Think about carpooling with your friends and you can share the \$6.00 parking fee.

THIS IS MY FAVORITE TIME OF THE YEAR!

As I write to you, Thanksgiving is looming on the horizon, with all the friends and food that it represents in my life. The December holidays are always fun and the January blues are eliminated by the preparations for the show!

Wishing all of you a wonderful holiday season!

Reilly



Tucson Quilters Guild

Holiday Block Exchange!

It's that time of year again when I ask for volunteers to help with the HOLIDAY BLOCK EXCHANGE during the two Holiday parties AND at the January meeting. This fun job has the responsibility of 1) distributing the wrapped blocks to the participants; 2) collecting the unwrapped blocks; 3) taping the blocks up on the wall for the voting; and 4) counting the ballots!

Please email rbthompson@cox.net or call me at [520-834-4245](tel:520-834-4245) for signing up or questions and/or comments.



Thank You!!

Shari Thompson, Holiday Block Exchange Chairperson.

HOLIDAY BLOCK EXCHANGE! It's almost here - our Holiday Block exchange to take place at our December meetings. It's not too late to get started if you haven't made your block yet!

All members are encouraged to participate and join in the fun. The more the merrier!

Make a 12 ½ " x 12 ½ " unfinished block with a holiday theme. It can be appliquéd, pieced, embroidered, fused - you decide. On the back, attach a muslin scrap marked:

Made by _____ [your name]

Owner _____ [leave blank]

Date _____

Roll it around a paper towel or similar tube and wrap it in colorful paper. When you bring a block you get to exchange yours for another. You will vote for your favorites. Winning blocks will be hung at the Quilt Fiesta! Join the fun!

Tucson Quilters Guild

PROGRAM NOTES

Program Co-Chairs are Kathy Barton and Mary Blount. We encourage you to go to the website under Future Speakers to see all the exciting speakers coming to our Guild for the remainder of 2013 and for 2014. There is information on the dates that each speaker will be lecturing and teaching at the Guild along with the workshops offered. Each speaker's website is listed. You can just click on the website address and it will take you directly to their website where you can look at the workshops in detail. Most websites will also have the Supply Lists needed for the class. The 1 day classes are \$50 and the 2 day classes are \$100. The classes are from 9:00 a.m. to 3:30 p.m. each day and they are held at the church in the same room as the lectures. These workshops are a great opportunity for you to learn new quilting skills at a very reasonable price from professional quilters from all over the United States!

Upcoming Programs:

No speaker in Dec. or Jan.

February: [Bonnie Hunter](#)

February 11 & 12 Lecture "Scrap Users Systems"

February 13 Workshop "Playing with Jacks" [Supply List](#)-4 spaces available

February 14 Workshop "My Blue Heaven" [Supply List](#)-9 spaces available

March: [Cathy Miller](#)

March 11th & 12th Lecture - "The Singing Quilter"

March 13 Workshop - "Mock Mola Applique" [Supply List](#)-18 spaces available

March 14 Workshop - "Notan" [Supply List](#)-19 spaces available

April: [Weeks Ringle](#)

April 8th & 9th Lecture - "Quilts Made Modern"

April 10 Workshop - "Working with Large Prints" 17 spaces available

April 11 Workshop - "Improvisation Piecing" 16 spaces available

May: [Jane Sassaman](#)

May 13th & 14th Lecture - "Jane's Textile Treasure Garden"-new lecture

May 15th & 16th Workshop - "Pattern Play"

Signups open at the November 2013 Business Meeting

June: [Susan Else](#)

June 10th & 11th Lecture - "Off the Wall: Quilting in 3 Dimensions"

June 12 Workshop - "3-D Adventures in the Garden"

June 13 Workshop - "Free Form Fabric Collage"

Signups open at the January 2014 Business Meeting

September: [Cathy Geier](#)

September 9th & 10th Lecture - "Trunk Show"

September 11 Workshop - "Landscape Quilts Made Easy"

September 12 Workshop - "Forest Scenes"

Signups open at the March 2014 Business Meeting

October: [Carol Ann Waugh](#)

October 7th & 8th Lecture - "How Did I Get Here From There?"

October 9 Workshop - "Stupendous Stitching"

October 10 Workshop - "Stitch and Slash"

Signups open at the April 2014 Business Meeting

November: [Renae Allen](#)

November 11th & 12th Lecture - "Skillbuilder Trunk Show"

November 13 Workshop - "Quilting Feathers Skillbuilder"

November 14 Workshop - "Quilting Design Skillbuilder"

Signups open at the May 2014 Business Meeting

Quilt Fiesta! 2014

ATTENTION QUILTERS! Are you tired of looking at that stack of material labeled "I'll get to it someday", or the box of unused patterns you have been storing for years? Well I have the answer for these questions. Donate them to the door prize committee for the quilt show. We will have a box at each meeting starting in September 2013. Just bring them in and let us help you clean out your sewing room. Door Prize Committee

HANGING COMMITTEE

We will be taking sign ups at all Guild meetings for hanging day on Thursday, January 16, 2014 at TCC for the 2014 Quilt Fiesta!

We also need about 15 to 20 people to help us set up on Wednesday, January 15, 2014 at 10 am at TCC; if you can bring a ladder it will help.

You can e-mail (Mary Bazzano) at Quilt362@yahoo.com, 297-9576 or (Ginny Dove) at gdovecat@aol.com, 887-9284.

Mark your calendar

All Quilts must be brought to the Guild Meeting January 7th and 8th, 2014, Judged or Non Judged.

Please do not Laminate or put your ID tags in plastic on your pillowcases.

The Hanging Committee

Bed Turning

We have 17 wonderful quilts...they'll soon be in *Quilt Fiesta's* 2014 Bed Turning. These quilts represent a variety of styles across time. They'll showcase "best" quilts as well as utility quilts. We think you'll be pleased with the results. Thanks to each of you who submitted entries.

Also, we still need turners and narrators. If interested in helping with bed turning, please contact either Sue or Sheryl. Quilt owners, Sue will accept your quilts in January at either the evening or morning meetings. You'll receive more information and labels via snail mail.

Contact Sue Franklin at 520.825.3962 (cell 520.490.4721) or suevette63@comcast.net, Judy Breneman at 520.730.0114 or judyanneb@cox.net or Sheryl Verts at 520.825.9748 or ksherylv@yahoo.com with questions.

Small Quilt Auction

The donations are in! We have received 108 quilts from 80 quilters. They are magnificent! Thank you so much for your contributions.

As for the rest of the membership, you too can contribute to the Small Quilt Auction by participating as a bidder. Remember, all proceeds go to World Care of Tucson. There will be both a silent and live auction. The live auction starts Sunday at 1:00 p.m. When you visit the show, please stop by the SQA exhibit near the demonstration area and view the lovely quilts. I'm sure you'll see something that would look lovely in *your* home!!!

Barbara Heiman, Small Quilt Auction Chairperson

Quilt Fiesta! 2014

Attention all Guild Members!

The January Guild meetings and Quilt Fiesta! 2014 are fast approaching. This year we have quilts from 6 new quilters competing for the **2014 Betty Hayden Award**. Quilt entries will be on display at the January Guild meetings. Only those members present can vote and determine this year's winner.

These talented quilters have been quilting less than 3 years, have made the quilts entirely by themselves (no second party long-arm quilters involved) and are entering a quilt for the first time in a quilt show. I've been quilting for over 30 years, still scared of free motion quilting and only 4 years ago dared to put my first quilt in the quilt show (which was quilted by a long-arm quilter). So, each year that I do this job, I am blown away by the talent and fearlessness of our new quilters. Please come to the January meetings, vote and see for yourself just how awesome our new quilters are.

Alice Wilder

Raffle tickets

Don't forget to turn in your raffle ticket stubs and monies to Patty Kruse. Remember there will be prizes awarded to members selling the most tickets.


Calling all Moms and Grandmothers! **Kids' Row** is a wonderful place to have your special child's quilt displayed. Quilts will need to be turned in by January 8, 2014.

Contact Pat Morris (749-4806) for more info.



©Maria Bell * illustrationsOf.com/1089743

Support *your* Guild



*It's only \$10.00
till January 15th
after that, it's \$12.00*

**Order
Your
2014
Quilt
Show
DVD
Now!**

Tucson Quilters Guild

The Guild Basics	
Who:	All Members
What:	<p>Business Meeting—First Wednesday of every month in the Church Classroom (The January meeting will be held on Thursday, January 2, 2014 due to the holiday.)</p> <p>General Meetings - Second Wednesday of the month in the morning or the Tuesday evening preceding the second Wednesday - in the Parish Hall.</p>
When:	<p>Business Meeting — 9:30 AM ~ 10:30 AM</p> <p>General Meetings: Tuesday Evening—7:00~9:30 PM Wednesday—9:30 AM~12:00 PM</p>
Where:	<p>St Frances Cabrini Church 3201 E. Presidio Near Fort Lowell and Country Club</p>
(How): Parking	<p>Guild members are asked to refrain from parking in the spaces in front of the Parish office; the Church wants these spaces to remain open for Church members who have business to attend to in the office. This is the small building to the east of our meeting room. PARKING NOTICE: Tuesday evening attendees: The Church's Family Classes are in session again, so PLEASE DO NOT PARK IN THE FRONT LOT. Use the side or back lot.</p>
Why:	<p>Come to get involved with all aspects of the Guild, to make new friends, learn new quilting skills, share, but most of all, to have FUN.</p>

Quilt Fiesta! Quilt Show meetings are at 10 am at the Tucson Police Substation at 22nd and Alvernon, NW corner. The upcoming date is: December 20. Everyone is welcome to attend.



Tucson Quilters Guild and Tucson's Quilt Fiesta! is now on Facebook! Since this is FREE publicity for our guild and our show, ask your friends to 'like' the page. What can be better than free?

<https://www.facebook.com/pages/Tucson-Quilters-Guild-Tucson-Quilt-Fiesta/121887434544473>

GUILD NEWS, NEWS, NEWS

LIBRARY INFORMATION

Library will be closed in December

Tuesday Evening Meetings: Open from 5:30pm to 7pm only.

Wednesday Morning Meetings: Open from 8:30am to 9:30am and during the break.

To renew books: Call Donata Pfisterer the day before the meeting at 733-9557 or email her at:

donatap@photonengr.com.

QUILTING FOR OTHERS

The need for patriotic quilts is ongoing. Please help us out again next year with your donation of patriotic quilts. A good size quilt is 45 x 50 or 60 long. It is a great idea for a bee project.

Happy Quilting! Mary Bazzano, Chair for Quilting for Others.

The submission deadline for articles for the December Newsletter is Wednesday, December 18, 2013. Articles should be sent to:

newsletter@tucsonquiltersguild.com

Newsletter Editor: Joey Nakagawa

BEES, BEES, BEES—Updated!

CENTRAL AREA:

Art Quilters Contact: Barbara Hall, 622-9268,

or rbarber21@cox.net

Where: Bella Quiltworks;

When: Third Wednesday at 10 AM

Himmel Park Contact: Ruth

Campbell, 792-1639

Where: Himmel Park Library,

When: Third Wednesday at 6:30 PM

EAST SIDE:

Evening Eastside Bee Contact: Connie Weigel, 760-7728 or xuxala@msn.com

Where: Unity Church of Peace, 1551 S Eastside Loop

When: First Thursday of the month 6:30-9PM

Siesta Bee Contact: Nelle Starr, 886-4123

Where: Members' homes (Northeast) call for directions

When: 3rd Tuesday of the month 1pm

GREEN VALLEY:

Hexies Bee - English Paper Piecing

Contact: Carole Sullivan, 520-762-8652

Where: Friends Indeed Community Center, Green Valley, AZ.

When: First Wednesday of each month, noon-3:00pm.

North of the Border Contact: Babs Phillips, 393-6557

Where: M & I Bank 270 W. Continental Green Valley,

When: Thursday 9:30 - Noon

NORTHWEST:


Quilting for Others Contact: Mary Bazzano, 295-9576

Where: Cactus Quilt Shop,

When: Third Wednesday, 9:30 – Noon

Theme: Tucson Charities

Quilting After Dark: Call Karen Fisher at 572-8825 or email her at karen@karenfisherartquilts.com to get more details.



EMAIL LIST: The Guild now has an email list for easy communication with the members. Please log into the protected area of the website and put your name and email address into the box at the top of the page. After doing this, you will receive an email. You must click on the link after making the link into one long line. If this works, you will receive another email saying you were successful. If you have any problem with this, email me at quilter@tucsonquiltersguild.com. Meg Silvern

Tucson Quilters Guild



Arizona Quilt Documentation Project—Tucson

On November 16th, the Tucson team held a Public Documentation at the Arizona History *Museum*. Family quilts were the focus of the day. Sometimes the owners knew who the quilt makers were; with others they knew only that the quilt had been in the family for years. The team saw eye catching and colorful quilts with lovely hand quilting as well as a first quilt (sampler) made by a mother for her daughter. The mother and daughter eagerly watched the documenters do their job. The next Public Documentation will be April 5th.

If you have questions about quilt documentation or would like to join the Tucson team, please call or email Tucson liaisons Sue Franklin, (520.825.3962; suevette63@comcast.net) or Terry Gryzb-Wysocki, (520.749.9326; terry-gw@mindspring.com). New members are welcome. Training sessions are held on the second Tuesday of each month (not January), from 9:30 until 12:30 at the Ellie Towne Flowing Wells Community Center on Ruthruff Road.

Advertising


Members: \$5.00 for small want ads for
Quilting/sewing related items

Quilt related businesses:

\$25 business card size

\$50 1/4 page

\$100 half page



For Sale:

Grace 8' Hand Quilting Frame,
\$125 contact Charlene Didjurgis
886-2040



For Sale

26" Gammill Classic Plus, 12' table

Fully serviced in April by Gammill repairman. 12' table has pivotal access, plastic pantograph cover, locking table wheels and feet. Machine extras include: Micro handles, horizontal spool pin, stitch regulator, extension bed, two workstations, laser light, Gam Guide, Gam Jr., extension bed, extra switches, bobbins, timing tool, manual. Will include some pantographs, 2 sets of 120" zip-pers, Regina's Leader Grips and basic training. \$12,500

Buyer responsible for pickup and setup. Kathy Harris ksquilts@msn.com [520-615-0541](tel:520-615-0541)

Just in time for Christmas: nearly new 2013 Bernina 750. Includes Bernina stitch regulator, extra feet and large bobbins. Embroidery option compatible. Was \$4,800.00 new, I am asking \$3,300. Contact Judy Bullington at [520-624-0936](tel:520-624-0936)

Respond to me, Sekmet73@cox.net, with a comment, question or thought, with regards to anything in the newsletter and be eligible for one of the great prizes Mary Meserve has at the meetings! You won't get rich, but there are some pretty cool things!

Five (5) winners, random selection...

TQG BOARD AND COMMITTEES

◆	President	Reilly Zoda	sekmet73@cox.net
	Vice President	Sally Dickinson	749-9815
	Endowment/ Donations	Marie Morris	623-0123
◆	Membership	Mary Meserve	465-2785
	Member at Large, Evening	Kathy Harris	370-4323
	Member at Large, Morning	Esther Ames	444-9729
	Programs	Kathy Barton	903-8642
◆	Programs	Mary Blount	818-6409
	Quilt Show Co Director	Jean Biddick	749-3022
	Quilt Show Co Director	David Kuskulis	349-7623
◆	Secretary	Joline Albaugh	822-1485
	Treasurer	Cathy Dargel	746-9246
	Bears	Christine McCollum	748-9165
◆	Bees	Ruth Martin	682-3846
	Corresponding Secretary	Mary Meserve	465-2785
	Finance	Marie Morris	623-0123
◆	Guild Pins	Colleen Babcock	405-5478
	Guild Pins	Joan Swanson	297-8433
	Historian	Cathy Dargel	746-9246
	Holiday Block Exchange	Shari Thompson	834-4245
◆	Hospitality	Christine McCollum	748-9165
	Library	Donata Pfisterer	760-0309
	Library	Kathryn Wald	749-4772
◆	Newsletter	Joey Nakagawa	665-9674
	NQA	Kathy Harris	370-4323
	Pattern of the Month	Evelyn George	325-0166
◆	Quilt A Thon	Colleen Babcock	405-5478
	Quilting for Others	Mary Bazzano	297-9576
	Raffle Quilt 2014 & 2015	Karen Fisher	572-8825
◆	Website	Meg Silvern	572-1984



Pattern of the Month - December 2013

by Evelyn George

"Ways to Use Your Holiday Block Collection"

Holiday blocks are so much fun to make and swap! Do you have a collection (like I do), still waiting to be made into a Christmas Quilt? Actually, I have so many, I've been thinking of other projects I could use them for. Here are some of the possibilities I thought of, and no doubt you'll come up with more, depending on how many blocks you have:



1 or 2 Blocks - pillow, mini-wall hanging, placemat, hot dish mat (or potholders if small), tote bag (or just the pocket), large or small gift bag

3 to 6 Blocks - table runner, apron, larger wall hanging (horizontal or vertical, to fit your space), banner for a door, or one to hang across the room

Lots of Blocks - bed runner, couch throw, long party skirt, vest or jacket, curtains or valances --and quilts of all sizes, of course!

Consider whether your project is going to be washed or not. Highly embellished blocks are best used for a wall quilt, tote bag, or other project that won't be washed. Take care to choose suitable blocks for table use or any project that might get washed from time to time. (Since blocks from many different makers may be constructed from such a wide variety of materials, dry cleaning is potentially risky.)

If you are not averse to cutting up some of the blocks, the creative possibilities expand. Think crazy patch pillows or garments, collage, stuffed toys, dolls, lamp shades, appliqued accents on other projects, etc.

Choose coordinating fabrics (and embellishments, if you wish) to add to your pretty holiday blocks. Whether you start with a basic pattern or get creative and make it up as you go along, let the holiday spirit inspire you. And since the blocks are already made, it won't take long to complete your project!



For wall hangings like those shown: Blocks are squared up to the same size; narrow sashing strips and inner borders are cut 1" wide; borders are cut 2" wide. Cut into lengths as needed to match measurements of your blocks. First, join blocks with sashing and press. Measure and add inner border all around, press; then measure and add outer border. Quilt and bind. Add hanging sleeve or tabs at top if desired.