

# FIESTA NEWS!

**Business Meeting** Wednesday, November 6, 2013 9:30 AM

**General Meetings** Tuesday, November 12, 2013 7:00 PM

Wednesday, November 13, 2013 9:30 AM



## Barbara Olson – Cinderella Quilter

I have wondered for a while what it would feel like to win a ribbon, any ribbon, for one of my quilts. That is why it is nearly impossible to wrap my head around the idea that one of Barb Olson's quilts, "In the Beginning", was actually chosen as one of the top 100 quilts of the century. So not only do we have the pleasure of hosting Barb here in Tucson, but we also have the opportunity to learn the basic technique she used to create this masterpiece in our Thursday workshop, "Cosmic Spirals".

Like most quilters, Barb began her journey as a traditional quilter, but evolved very quickly into art quilting because she says she "could never follow the rules." She believes that every person is born with an innate way of creating. How to find and understand that unique way of creating is the topic of Barb's lecture. Barb also has a book, *"Journey of an Art Quilter"*, where she shares creative exercises she has designed to help us tap into our own individual style and free our creative spirits. Then, on Friday in her "Jump Start Your Creativity" workshop those of you who are ready to break out of the box will leave your inhibitions and fear behind to experience a more playful way of creating.

So, why did I refer to Barbara as a Cinderella quilter? This simple quote from an interview says it all....."My personal life comes first. All my work has to be done and the house cleaned before I can go to the ball/studio".

Remember that Barb agreed on short notice to fill the spot left by Don Linn. Please give her a WARM Tucson welcome. That shouldn't be too hard since it has already started snowing in Montana!

[www.barbaraolsonquiltart.com](http://www.barbaraolsonquiltart.com)



## President's Message

### Happy Thanksgiving!

While October remains my favorite month of the year, November is a *really* close second! Here in Tucson, November is when most of my "Snow Bird" friends start coming back to town. It's such a joy to re-connect with these really special people!

In addition, Thanksgiving is my *absolute* favorite holiday of all! It's a time to celebrate for *all* of us! A time to celebrate being an American... not a (fill in the blank) American! And a time to share such great food!

### DEADLINES ON THE HORIZON!!!

I'm a person who does my best work under the pressure of a deadline... I always have been. (In high school, I wrote a pretty serious term paper on St. Augustine in one night... and got a really good grade!) Unfortunately perhaps, my early experience with all-nighters leading to success has left me with the legacy of *working to a deadline* as a success model!

Right now the deadlines are coming up left and right! SQA Quilt at the November meeting; President's Challenge application, November meeting. (Quilt due at December Holiday Party); Quilt show quilt due at the January meeting; Other projects as promised...

As I write, I'm doing my Christmas square and my mind is going a mile a minute on my other projects... SQA quilt... Show Quilt... beading class square... Prep work for Susie Weaver's Bargello... and whatever I've not been able to bring to mind as I write!

This doesn't include all the other projects I can't wait to get to... but they don't have a deadline yet, so I can keep them on the back burner!

I know I'm not unusual! I talk with many of you often enough to know that *most* of us share this 'Project Overload' most of the time!

Enough! You need to stop reading and get back to your quilting!

Thanks so much for keeping my job as President of this wonderful Guild, so satisfying and FUN!

Reilly

PS... Comments??? Little prize at Mary Meserve's membership table if you write back to me!



Respond to me, [Sekmet73@cox.net](mailto:Sekmet73@cox.net), with a comment, question or thought, with regards to anything in the newsletter and be eligible for one of the great prizes Mary Meserve has at the meetings! You won't get rich, but there are some pretty cool things!

Five (5) winners, random selection...

# Tucson Quilters Guild

## PRESIDENT'S CHALLENGE

The challenge this year will be: **IDIOMATIC EXPRESSIONS!**

Sally came up with the idea and after some thought I fell in love with it. We'll have some lists of expressions available at the meetings or you can look them up on-line. Pick one and translate it into a quilted graphic representation.

The applications are due by November 13th, but the quilts can be mailed in later or brought in at the Tuesday evening December Holiday Party. The quilts will be displayed at the Holiday Parties for voting by the membership and the President.

**There's been some question about the size of the President's Challenge Quilt.** The total size is 96 inches around the perimeter. Any configuration that works like: 12" x 18" x 30" x 36" anyone???

Have fun! I can't wait to see what y'all come up with!  
Reilly

Check out this website: <http://www.omniglot.com/language/idioms/>



## Arizona Quilt Documentation Project

At the September 10th documentation training session, Terry Grzyb-Wysocki, Cathy Washburn, Judy Breneman, Bea Kabler, Peggy Hazard, Kate Clark, Linda Laird, and Sue Franklin attended. Judy continued her discussion of colors, this time green, blue, and black, for the continuing education segment of the agenda. Four quilts were documented, the oldest from the last quarter of the 19<sup>th</sup> century; the newest from 21<sup>st</sup>. Learning about fabrics, quilt patterns and documentation continued throughout the session.

Please call or email Tucson liaisons Sue Franklin, (520.825.3962; [suevette63@comcast.net](mailto:suevette63@comcast.net)) or Terry Grzyb-Wysocki, (520.749.9326; [terry-gw@mindspring.com](mailto:terry-gw@mindspring.com)) with questions about the Tucson team and documentation training. New members are welcome. Those sessions are held on the second Tuesday of each month, from 9:30 am until 12:30 pm at the Ellie Towne Flowing Wells Community Center on Ruthruff Road.

Be a part of history. Document your quilts **Saturday, November 16<sup>th</sup>** at the *Arizona History Museum*, 949 E. Second Street, Tucson between 10 am and 3 pm. Appointments are required; donations are suggested. For registration, contact [azquilt doc@yahoo.com](mailto:azquilt doc@yahoo.com). Every quilt tells a story and your quilt's story will be archived in the Quilt Index, housed at Michigan State University. For additional information, please contact Sue Franklin, Tucson liaison for the project at the email or phone above or at 520.490.4721 (cell).

# Tucson Quilters Guild

## Holiday Block Exchange!

It's that time of year again when I ask for volunteers to help with the HOLIDAY BLOCK EXCHANGE during the two Holiday parties AND at the January meeting. This fun job has the responsibility of 1) distributing the wrapped blocks to the participants; 2) collecting the unwrapped blocks; 3) taping the blocks up on the wall for the voting; and 4) counting the ballots!

Please email [rbthompson@cox.net](mailto:rbthompson@cox.net) or call me at [520-834-4245](tel:520-834-4245) for signing up or questions and/or comments. I will also be at the November evening meeting.

Thank You!!

Shari Thompson, Holiday Block Exchange Chairperson.



The submission deadline for articles for the November Newsletter is Wednesday, November 18, 2013. Articles should be sent to:

[newsletter@tucsonquiltersguild.com](mailto:newsletter@tucsonquiltersguild.com)  
Newsletter Editor: Joey Nakagawa



**HMQS**  
HOME MACHINE QUILTING SHOW  
May 8-10, 2014 • Salt Lake City, Utah

Online quilt entry  
opens Nov. 15th.  
Online class registration  
opens Jan 10th.

\$28,000 in awards for judged quilt competition  
Special exhibits and trunk shows  
Over 130 machine-quilting classes

[www.hmqs.org](http://www.hmqs.org)

## Advertising

Members: \$5.00 for small want ads for  
Quilting/sewing related items  
Quilt related businesses:  
\$25 business card size  
\$50 1/4 page  
\$100 half page



# Tucson Quilters Guild

## Upcoming Programs:

### November 2013

Speaker: Barbara Olson

Lecture: "Designing Outside The Lines" Nov. 12-13, 2013

Thursday Workshop: "Cosmic Spirals", Nov. 14, 2013 14 spaces available

Supply List:

Friday Workshop: "Jump Start Your Creativity", Nov. 15, 2013 0 spaces available, waiting list only .

Supply List:

Website: [www.barbaraolsonquiltart.com](http://www.barbaraolsonquiltart.com)

No speaker in Dec. or Jan.

### February 2014

Speaker: Bonnie Hunter

Lecture: "Scrap Users Systems". Feb.11-12, 2014

Thursday Workshop: "Playing With Jacks", Feb. 13, 2014 4 Spaces Available

Supply List:

Friday Workshop: "My Blue Heaven", Feb. 14, 2014, 9 Spaces Available

Supply List:

Website: [www.quiltvile.com](http://www.quiltvile.com)

### March 2014

Speaker: Cathy Miller

Lecture: "The Singing Quilter", Mar. 11-12, 2014

Thursday Workshop: "Mock Mola Applique", Mar. 13, 2014

Supply List:

18 Spaces Available

Friday Workshop: "Notan", Mar. 14, 2014 19 Spaces Available

Supply List:

Website: [www.singingquilter.com](http://www.singingquilter.com)

### April 2014

Speaker: Weeks Ringle

Lecture: "Quilts Made Modern" April 8th & 9th

Thursday Workshop: "Working With Large Prints" April 10th, 17 spaces available

Friday Workshop: "Improvisation Piecing", April 11th, 16 spaces available

Website: [www.modernquiltstudio.com](http://www.modernquiltstudio.com)



# Quilt Fiesta! 2014

**ATTENTION QUILTERS!** Are you tired of looking at that stack of material labeled "I'll get to it someday", or the box of unused patterns you have been storing for years? Well I have the answer for these questions. Donate them to the door prize committee for the quilt show. We will have a box at each meeting starting in September 2013. Just bring them in and let us help you clean out your sewing room. Door Prize Committee

## HANGING COMMITTEE

We will be taking sign ups at all Guild meetings for hanging day on Thursday January 16, 2014 at TCC for the 2014 Quilt Fiesta!

We also need about 15 to 20 people to help us set up on Wednesday January 15, 2014 at 10 am at TCC; if you can bring a ladder it will help.

You can e-mail (Mary Bazzano) at [Quilt362@yahoo.com](mailto:Quilt362@yahoo.com), 297-9576 or (Ginny Dove) at [gdovecat@aol.com](mailto:gdovecat@aol.com), 887-9284. The Hanging Committee

**Bed Turning - We have quilts!** Thanks to each of you who submitted quilt entries for *Quilt Fiesta's* 2014 Bed Turning. The quality of the quilts is impressive. At deadline for this article, I wasn't able to provide more information about the quilts. However, stay tuned for next month. Quilt Historian, Judy Breneman soon will be preparing quilt history for the narration describing the quilts. We know you'll enjoy. Sheryl Verts is gathering narrators and turners for the event.

Owners of the accepted quilts will be notified by email when and where to take their quilts for the 2014 bed turning. Owners who elect to have their quilts documented will complete their portion of the documentation at that time.

Please contact Sue Franklin, chair, at 520.825.3962 (cell 520.490.4721) or [suevette63@comcast.net](mailto:suevette63@comcast.net), or Judy Breneman at 520.730.0114 or [judyanneb@cox.net](mailto:judyanneb@cox.net) or Sheryl Verts at 520.825.9748 or [ksherylv@yahoo.com](mailto:ksherylv@yahoo.com) with questions.

**Small Quilt Auction:** There's still time! We want an entry from each of you!!!

Having trouble finding Small Quilt Auction on the website? Click on the link on the left side of the page (below the log-in area). It's not password-protected. We accept donations from both Guild members and non-members. The entry form can be downloaded from this area. The form includes "rules" for entry as well as spaces for your information. Barbara Heiman, Small Quilt Auction Chairperson

**Quilt Show Take Down:** Thank you to all who have signed up to help dismantle the 2014 Quilt Fiesta! On Sunday afternoon, January 19, 2014.

We still need more helpers, and there are a few "sitting" spots open. If you have helped before, you do need to sign up for this show. Please see us at our table at the regular membership meetings, or contact Paulette Claver at [jpclaver@comcast.net](mailto:jpclaver@comcast.net) or 579-1726.

Paulette Claver, Quilts Take-Down Chair and Barbara Heiman, Hardware Czar.

**Quilt Show Vendors:** Anyone interested in working as a hostess in the vendor area please contact Donata Pfisterer by e-mail. [donatap@photonengr.com](mailto:donatap@photonengr.com).

# Tucson Quilters Guild

The Guild Basics	
<b>Who:</b>	All Members
<b>What:</b>	<b>Business Meeting</b> —First Wednesday of every month in the Church Classroom <b>General Meetings</b> - Second Wednesday of the month in the morning or the Tuesday evening preceding the second Wednesday - in the Parish Hall.
<b>When:</b>	<b>Business Meeting</b> — 9:30 AM ~ 10:30 AM <b>General Meetings:</b> Tuesday Evening—7:00~9:30 PM. Wednesday—9:30 AM~12:00 PM
<b>Where:</b>	St Frances Cabrini Church 3201 E. Presidio Near Fort Lowell and Country Club
<b>(How):</b> Parking	Guild members are asked to refrain from parking in the spaces in front of the Parish office; the Church wants these spaces to remain open for Church members who have business to attend to in the office. This is the small building to the east of our meeting room. <b>PARKING NOTICE:</b> Tuesday evening attendees: The Church's Family Classes are in session again, so PLEASE DO NOT PARK IN THE FRONT LOT. Use the side or back lot.
<b>Why:</b>	Come to get involved with all aspects of the Guild, to make new friends, learn new quilting skills, share, but most of all, to have <b>FUN</b> .

Quilt Fiesta! Quilt Show meetings are at 10 am at the Tucson Police Substation at 22nd and Alvernon, NW corner. The upcoming dates are: November 1, November 22, and December 20. Everyone is welcome to attend.

Calling all Moms and Grandmothers! **Kids' Row** is a wonderful place to have your special child's quilt displayed. Just imagine how thrilled and proud they will feel when they see their quilt hanging at the Quilt Fiesta. Kids should be 17 and younger, all work should be done by the child with your encouragement but the adults may help with the binding and quilting.

You may get your entry forms off our web site or I will have copies at the meetings.  
Deadline for ENTRY FORMS is November 13, 2013.  
Quilts will need to be turned in by January 8, 2014.

Contact Pat Morris (749-4806) for more info.



©Maria Bell \* illustrationsOf.com/1089743

## GUILD NEWS, NEWS, NEWS

### LIBRARY INFORMATION

**Tuesday Evening Meetings:** Open from 5:30pm to 7pm only.

**Wednesday Morning Meetings:** Open from 8:30am to 9:30am and during the break.

**To renew books:** Call Donata Pfisterer the day before the meeting at 733-9557 or email her at:

[donatap@photonengr.com](mailto:donatap@photonengr.com).

## QUILTING FOR OTHERS

**QUILTING FOR OTHERS:** Thanks to all of you who have given us quilts this summer.

The need for patriotic quilts is ongoing. Please help us out again next year with your donation of patriotic quilts. A good size quilt is 45 x 50 or 60 long. It is a great idea for a bee project.

Happy Quilting! Mary Bazzano, Chair for Quilting for Others.

## BEES, BEES, BEES—Updated!

### CENTRAL AREA:

**Art Quilters** Contact: Barbara Hall, 622-9268, or [rbarber21@cox.net](mailto:rbarber21@cox.net)

Where: Bella Quiltworks;

When: Third Wednesday at 10 AM

**Himmel Park** Contact: Ruth Campbell, 792-1639

Where: Himmel Park Library,

When: Third Wednesday at 6:30 PM

### EAST SIDE:

**Evening Eastside Bee** Contact: Connie Weigel, 760-7728 or [xuxala@msn.com](mailto:xuxala@msn.com)

Where: Unity Church of Peace, 1551 S Eastside Loop

When: First Thursday of the month 6:30-9PM

**Siesta Bee** Contact: Nelle Starr, 886-4123

Where: Members' homes (Northeast) call for directions

When: 3rd Tuesday of the month 1pm

### GREEN VALLEY:

**Hexies Bee** - English Paper Piecing

Contact: Carole Sullivan, 520-762-8652

Where: Friends Indeed Community Center, Green Valley, AZ.

When: First Wednesday of each month, noon-3:00pm.

**North of the Border** Contact: Babs Phillips, 393-6557

Where: M & I Bank 270 W. Continental Green Valley,

When: Thursday 9:30 - Noon

### NORTHWEST:

**Quilting for Others** Contact: Mary Bazzano, 295-9576

Where: Cactus Quilt Shop,

When: Third Wednesday, 9:30 – Noon

Theme: Tucson Charities

**Quilting After Dark:** Call Karen Fisher at 572-8825 or email her at [karen@karenfisherartquilts.com](mailto:karen@karenfisherartquilts.com) to get more details.



Tucson Quilters Guild and Tucson's Quilt Fiesta! is now on Facebook! Since this is FREE publicity for our guild and our show, ask your friends to 'like' the page. What can be better than free?



<https://www.facebook.com/pages/Tucson-Quilters-Guild-Tucson-Quilt-Fiesta/121887434544473>

**EMAIL LIST:** The Guild now has an email list for easy communication with the members. Please log into the protected area of the website and put your name and email address into the box at the top of the page. After doing this, you will receive an email. You must click on the link after making the link into one long line. If this works, you will receive another email saying you were successful. If you have any problem with this, email me at [quilter@tucsonquiltersguild.com](mailto:quilter@tucsonquiltersguild.com). Meg Silvern



## TQG BOARD AND COMMITTEES

◆	President	Reilly Zoda	sekmet73@cox.net
◆	Vice President	Sally Dickinson	749-9815
◆	Endowment/ Donations	Marie Morris	623-0123
◆	Membership	Mary Meserve	465-2785
◆	Member at Large, Evening	Kathy Harris	370-4323
◆	Member at Large, Morning	Esther Ames	444-9729
◆	Programs	Kathy Barton	903-8642
◆	Programs	Mary Blount	818-6409
◆	Quilt Show Co Director	Jean Biddick	749-3022
◆	Quilt Show Co Director	David Kuskulis	349-7623
◆	Secretary	Joline Albaugh	822-1485
◆	Treasurer	Cathy Dargel	746-9246
◆	Bears	Christine McCollum	748-9165
◆	Bees	Ruth Martin	682-3846
◆	Corresponding Secretary	Mary Meserve	465-2785
◆	Finance	Marie Morris	623-0123
◆	Guild Pins	Colleen Babcock	405-5478
◆	Guild Pins	Joan Swanson	297-8433
◆	Historian	Cathy Dargel	746-9246
◆	Holiday Block Exchange	Shari Thompson	834-4245
◆	Hospitality	Christine McCollum	748-9165
◆	Library	Donata Pfisterer	760-0309
◆	Library	Kathryn Wald	749-4772
◆	Newsletter	Joey Nakagawa	665-9674
◆	NQA	Kathy Harris	370-4323
◆	Pattern of the Month	Evelyn George	325-0166
◆	Quilt A Thon	Colleen Babcock	405-5478
◆	Quilting for Others	Mary Bazzano	297-9576
◆	Raffle Quilt 2014 & 2015	Karen Fisher	572-8825
◆	Website	Meg Silvern	572-1984



## Pattern of the Month - November 2013

by Evelyn George

### "Crafty Pincushions"

It's easy to make a clever pincushion with a napkin ring or other small container, a circle of fabric, stuffing, needle and thread and a bit of glue. Look for the widest napkin rings or bracelets you can find, at thrift stores, linen shops, import and craft stores. Any small container (preferably unbreakable) such as a mini flower pot, baking tin, demitasse or teacup, candle holder, tiny basket, bowl, bucket, tin box or even a colorful plastic juice lid could also be used. There's almost no sewing involved, and they're so much fun--you'll want to make some for gifts, too!

You'll need:

Napkin ring or other small "container"

7" to 9" circle of fabric (or oval or square, depending on the container)

Polyester fiberfill stuffing

Needle and strong thread

Glue Gun (if container is non-porous, such as metal, plastic, glazed ceramic)

or Craft Glue (if container is porous, such as wood, basket, unglazed flower pot)\*

*\* If possible, test a sample of your materials to make sure glue works; craft glue needs to dry several hours or overnight before you'll know for sure.*

An 8" or 9" circle of fabric is about right for a 1½" to 2" deep napkin ring. Run a gathering stitch around the circle about 1" to 2" from raw edge, depending on depth of napkin ring. Gather part way to form a pouch, fill evenly with stuffing, then draw thread up tightly and make a secure knot. Push a bit more stuffing into the "stem" and make a few stitches across the bottom to keep it in place. This part looks ugly but will be stuffed down inside the napkin ring, providing more surface area for contact with the glue. Test the fit before gluing, and add more stuffing or trim off excess fabric as needed to make a good fit.

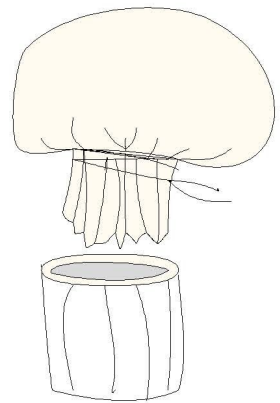
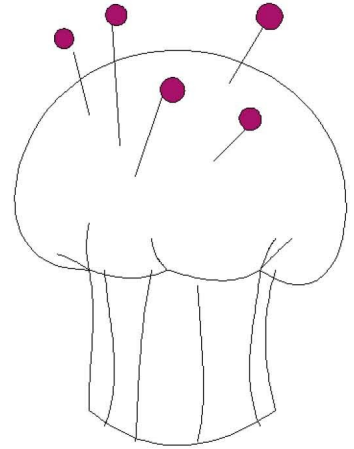
For other containers, let the shape determine how much fabric is needed to fit easily inside the container and still make contact with the inside so the glue will hold it in place. For wide, shallow containers run the gathering stitch closer to the edge, and gather just enough to fit the container. Glue all the way around, to seal stuffing in place.

**Glue Gun:** Protect your work area with an old plastic tablecloth or newspapers. Have a heatproof tray on which you can set the glue gun down safely. This glue works for almost any surface, and sets almost instantly. Decide in advance where you need to apply the glue, then work quickly. Follow directions that came with glue gun; unplug when not in use, to prevent fire.

**Craft Glue:** Protect work surface. Apply glue carefully to inner surface of napkin ring or other container, keeping it below the upper edge; run a little extra glue around the "stem" of the stuffing, quickly twist it into place, and hold it firmly together for a couple of minutes until it begins to bond. Let dry overnight.

If the container is open on the bottom (like a napkin ring) you can cover it by gluing a circle of light cardboard over the hole, for a more finished look. And of course, you can embellish as desired!

*Tip: If it seems like the pincushion might be top-heavy or tipsy, consider wrapping a small rock in batting and a bit of fabric, and gluing this in place inside the bottom where it will be hidden, but will add some weight.*





*Eagles Wings  
Quilting*

3949 E 29<sup>th</sup> St., Ste 701  
Tucson, AZ 85711  
520-796-7041

[www.azvacandsew.com](http://www.azvacandsew.com)  
[www.eagleswingsquilting.com](http://www.eagleswingsquilting.com)



### Susan Clark, Janome Educator

will be at our shop November 21<sup>st</sup> thru the 23<sup>rd</sup>  
Join Susan and us for great demos & classes.

Thursday, Nov. 21<sup>st</sup> 1pm – 3pm

#### **“Foot Fetish”**

Susan will be talking about all the great accessories and  
feet for your machine. Class Fee: \$15.00

Friday, Nov. 22<sup>nd</sup>, 10am & 2pm

#### **“Test Drive the Janome 12000 & 15000”**

You will work on a small project & be able to take it home  
with you while you learn about these fabulous machines.  
Kit Fee: \$15.00

Saturday, Nov. 23<sup>rd</sup>, 10am & 2pm

#### **“Sparkle Plenty Party”**

How to embellish your quilts, your clothing and  
accessories with crystals.  
Please bring a t-shirt, tote, jeans, something you would  
like to “Bling”. Kit Fee: 10.00

*Please call to reserve your spot.*

**Your Customer Vote is Needed!** For our  
**“Goin’ Wild” Challenge!** Vote for your favorite  
item completed with our Goin’ Wild fabric! Votes  
needed during the month of December. So come  
and vote! Call for more details!

### Class's w/Lindee Goodall

Hoop It Up, Nov. 5<sup>th</sup>, 12:30p-4:30p

Come learn the methods professional embroiders use.  
Get hands on practice. This class is for all levels of  
embroiders – even “pre-embroiders” can learn tricks to  
prevent making mistakes on their machine. Class Fee:  
\$35, Kit Fee: \$10

### Baltimore Album Flowers Block of the Month

Nov 6, Dec 4, (Jan date TBD), 12:30p-4:30p

Join us for a year-long BOM series featuring machine  
embroidered appliqué flowers-of-the-month in a  
Baltimore Album style. Blocks are sized for a  
200x200mm hoop & require multiple hooping if smaller  
hoops are used. “All About Perfect Appliqué” Class is a  
prerequisite for this class. Class Fee: 2mos - \$80,  
includes CD; 3mos - \$90, includes CD.

Nov 12<sup>th</sup>,

Computer Basics for Embroiders, 10a-Noon  
Quick Christmas Projects, 1p-3p

Dec 10<sup>th</sup>, 1p-3p  
Specialty Threads


*Happy  
Thanksgiving!*



**We repair ALL makes and models of sewing machines and vacuums.**



# Support *your* Guild



*It's only \$10.00  
till January 15<sup>th</sup>  
after that, it's \$12.00*

**Order  
Your  
2014  
Quilt  
Show  
DVD  
Now!**