

FIESTA NEWS!

Business Meeting *Wednesday, October 2, 2013 9:30 AM*
General Meetings *Tuesday, October 8, 2013 7:00 PM*
Wednesday, October 9, 2013 9:30 AM



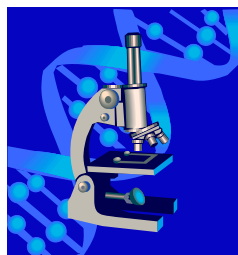

We know her as a phenomenal "wearables" artist but at one time **Rami Kim** was a DNA scientist. She graduated from Seoul National University and the University of California at San Francisco with degrees in chemistry and molecular endocrinology. She then put her scientific talent to work for the Cancer Research Institute of California. But she soon realized that she would rather spend her time with beautiful fabrics, threads, and beads than with the DNA sequencing gels and radioactive isotopes of science. So she quit her job and devoted herself full time to her passion for fabric art.

Rami's first exposure to quilting was in 1996 when she took a free log cabin quilting class at her local fabric store. She learned other sewing techniques while making Barbie clothes for her two daughters completing 120 outfits in a single month. During her quilting career, Rami has accumulated 11 sewing machines, winning some and purchasing others. She jokingly shared that when she does her free-motion machine embroidery she threads all of her machines with a different color and moves from machine to machine so she doesn't have to change thread.

Rami's favorite technique is playing with 3-D textures and this month we are going to experience the myriad of designs she has developed from Korean fabric folding, to American smocking, to harlequin tucks, to pinwheels, to many more. We still have a few spots remaining in her 2-day workshop so please join us as we're sure you'll be eager to incorporate these techniques into your own quilting projects or wearables.

Does she ever regret leaving her biochemical research job? Not at all! She loves the freedom to spend her time creating whatever her heart desires. Rami and her husband are empty nesters now and she can sew anytime 24/7. At least until her daughters give her grandchildren that is.....

<http://www.ramikim.com>



President's Message

Greetings Fellow Guild Members!

We are now in my absolutely favorite month of the year! (Could it be because it's my birthday month?)

But what about all those deadlines? Yikes! I am so far behind! I hope to see lots of quilt entries at the October meetings. Remember, at this point you only have to fill out the application and take a picture of your quilt, at whatever stage it's in. Then you have until the January meeting to have your quilt finished. (I know... easier said than done!)

I'm extending the deadline for the President's Challenge... I've gotten two and they're wonderful! You can bring it to the December meeting and it will be hung with the others. But, I'd love to get it before then! December is when the guild members vote! (Email me, sekmet73@cox.net if you need to mail it to me or have any questions.)

Another December entry is the Christmas Block. Mine is almost done. I like it so much I work on it and then realize I have many things due before that! Sound familiar?

Small Quilt Auction entries are due in November... I can hardly wait to get going with mine... but it's in the queue and not at the top yet.

As I'm writing, I've just come back from the first DIY (Do It Yourself) day at the Pima County Public Library. It was a big success overall and our part went over really well! That it did is largely because of the contributions of 3 of our members. **Colleen Babcock** made up 10 kits for the class and they were awesome and very well received. **Joline Albaugh** and **Paulette Claver** came to the event and saved the day! The event as I envisioned it changed in a heartbeat but they made it work! The participants went with the flow and seemed to really enjoy the presentation. Tucson Quilters Guild came out on top!

My father's mantra was, "IT DOESN'T HURT TO BE DECENT!" Both my sisters and myself have found it to be one of the guiding forces of our lives. PLEASE! Treat your interpersonal relationships with this in mind... 'Nuf said!

You know the deadlines... Get working! (Note to self: Take your own advice!)

As always, I welcome any thoughts you might have... sekmet73@cox.net

Be gentle and have a wonderful October!
Reilly



Tucson Quilters Guild

PRESIDENT'S CHALLENGE

The challenge this year will be: **IDIOMATIC EXPRESSIONS!**

Sally came up with the idea and after some thought I fell in love with it. We'll have some lists of expressions available at the meetings or you can look them up on-line. Pick one and translate it into a quilted graphic representation.

There's been some question about the size of the President's Challenge Quilt. The total size is 96 inches around the perimeter. Any configuration that works like: 12" x 18" x 30" x 36" anyone???

Have fun! I can't wait to see what y'all come up with!
Reilly

Check out this website: <http://www.omniglot.com/language/idioms/>

Idioms from other languages!

Aromanian: After the rain many eaves! = everyone is a hero after the war

Cheyenne: My tapeworm can almost talk by itself = my stomach is growling.

Czech: To walk around hot porridge = to beat about the bush

Estonian: To make an elephant out of a gnat = to make a mountain out of a molehill

Finnish: To make a bull out of a fly = to make a mountain out of a molehill

French: To pedal in the sauerkraut = to spin your wheels - to go nowhere

PROGRAM NOTES

Program Co-Chairs are Kathy Barton and Mary Blount. We encourage you to go to the website under Future Speakers to see all the exciting speakers coming to our guild for the remainder of 2013 and for 2014. There is information on the dates that each speaker will be lecturing and teaching at the guild along with the workshops offered. Each speaker's website is listed. You can just click on the it and it will take you directly to their website where you can look at the workshops in detail. Most websites will also have the Supply Lists needed for the class. The 1 day classes are \$50 and the 2 day classes are \$100. The classes are from 9:00 a.m. to 3:30 p.m. each day and they are held at the church in the same room as the lectures. These workshops are a great opportunity for you to learn new quilting skills at a very reasonable price from professional quilters from all over the United States!

Tucson Quilters Guild

Holiday Block Exchange!

I just ran across a Cloth Paper Scissors email I received some time ago regarding using dryer sheets! They often have great ideas that adapt to quilting. Natalya Aikens wrote about her digital art printing and painting process for the May/June 2009 issue. It sounds intriguing! Used dryer sheets can be backed with freezer paper and run through your printer; the possibilities seem endless! This and other back issues of Cloth Paper Scissors are now available as digital downloads—even the sold-out print issues.

Looking at past issues of quilt magazines can offer fresh inspiration. Nancy Green's "Stitching on Air" quilts was featured in the October/November 2012 issue of Quilting Arts Magazine. Her technique is a new way to create a cutwork embroidery look. I have this issue and would be glad to share it with anyone who wishes to view it. A Holiday Block can be a lot of fun with "instant" results!



Quilt Fiesta!

Quilt Show Take Down: Thank you to all who have signed up to help dismantle the 2014 Quilt Fiesta! On Sunday afternoon, January 19, 2014.

We still need more helpers, and there are a few "sitting" spots open. If you have helped before, you do need to sign up for this show. Please see us at our table at the regular membership meetings, or contact Paulette Claver at jpclaver@comcast.net or 579-1726. Paulette Claver, Quilts Take-Down Chair and Barbara Heiman, Hardware Czar.

Quilt Fiesta! Quilt Show meetings are at the Tucson Police Substation at 22nd and Alvernon, NW corner. The upcoming dates are: November 1, November 22, December 20. Everyone is welcome to attend.

Tucson Quilters Guild

Upcoming Programs:

October 2013

Speaker: Rami Kim

Lecture: "Folded Fabric Elegance", Oct.8-9, 2013

2 Day Workshop: "Folded Fabric Elegance", Oct.10-11, 2013

10 spaces Available

Supply List:

Website: www.ramikim.com

November 2013

Speaker: Barbara Olson

Lecture: "Designing Outside The Lines" Nov. 12-13, 2013

Thursday Workshop: "Cosmic Spirals", Nov. 14, 2013 20 Spaces Available

Supply List:

Friday Workshop: "Jump Start Your Creativity", Nov. 15, 2013

4 Spaces Available

Supply List:

Website: www.barbaraolsonquiltart.com

No speaker in Dec. or Jan.

February 2014

Speaker: Bonnie Hunter

Lecture: "Scrap Users Systems". Feb.11-12, 2014

Thursday Workshop: "Playing With Jacks", Feb. 13, 2014 4 Spaces Available

Supply List:

Friday Workshop: "My Blue Heaven", Feb. 14, 2014, 9 Spaces Available

Supply List:

Website: www.quiltvile.com

March 2014

Speaker: Cathy Miller

Lecture: "The Singing Quilter", Mar. 11-12, 2014

Thursday Workshop: "Mock Mola Applique", Mar. 13, 2014

Supply List:

18 Spaces Available

Friday Workshop: "Notan", Mar. 14, 2014 19 Spaces Available

Supply List:

Website: www.singingquilter.com

Raffle Tickets: I would like to thank all of the members who have not only picked up their Raffle Tickets, but who have also turned in their ticket stubs and monies. As I mentioned in the note accompanying the ticket packets, any member wanting additional packs may call or email me and I will be happy to mail as many as you would like. I have included my phone number and email address above for those of you needing more tickets sent to you.

I plan to be at the rear table for all future monthly meetings to hand out more tickets. Remember, there will be prizes awarded to members selling the most tickets. Also, please remember that the monies from the sale of these tickets go to making this Guild what it is, and what it has come to mean to you as members.

Again, **thank you** all for your participation in this worthy event!

Patty Kruse 885-2069, krusequilter@yahoo.com

Public Records - Tucson Quilters Guild
Fiscal Year: March 1, 2013 – February 28, 2014

March 2013

Permission given to Pat Amber on behalf of "Relay for Life" to sell raffle tickets for a quilt. Proceeds are for women's organizations helping cancer victims.

Permission given to Mary McLaughlin to sell raffle tickets for a quilt during our Guild meetings in March, April and May. Proceeds will help purchase sewing machines for African Women in Zambia who have HIV.

NW Needlers Bee gave 2 baby quilts to the Teen Age Parent Program and 1 quilt to Quilting for Others.

Permission given to sell raffle tickets at the Guild's meeting to Robeson Ranch Material Girls. Proceeds go to buy fabric and batting to make quilts for the YMCA Triangle Camp for kids on scholarships.

Quilt donated to St. Elizabeth Clinic for a silent auction to raise funds to help women with cancer.

Quilt donated to Cancer Wellness for a raffle for their spring luncheon in May.

10 Quilts and 20 pillow cases donated to Desert Dialysis

13 Heart pillows and 10 quilts donated to the VA

26 Heart pillows donated to Tucson Medical Center

8 Quilts to AZ Oncology

15 Quilts to Peppi's House (Hospice)

12 Quilts donated to Life Care nursing home

50 Yards of remnants of fabric to Aviva Children's Services

Aviva – 25 bears, 4 tote bags, 10 yds assorted fabrics.

Aviva – 50 yds. assorted fabric plus one box full of assorted lace, netting and ribbon.

9 Quilts donated by Mona Lisa Bee to St. Luke's Home

10 Twin quilts donated by Mona Lisa Bee to St. Luke's Home

29 Walker bags donated by Mona Lisa Bee to St. Luke's Home

April 2013

12 Quilts to Outreach

8 Quilts Desert Dialysis

8 Quilts Peppi's House

4 Quilts Habitat for Humanity

11 Heart pillows to TMC



August 2013

Gently used sewing machine donated to Southern Arizona Association for the Visually Impaired, (SAAVI).

43 yards of remnants plus quilt squares and felt to Aviva Children's Services

Six Quilts made by the Northwest Needlers Bee of Tucson donated to Alzheimer's Disease Cooperative Study.

May/June 2013

15 Quilts to Aviva

8 Quilts to AZ oncology

10 Quilts to Desert Dialysis

6 Quilts to Habitat for Humanity

10 Heart pillows to TMC

27 Pillow cases to Desert Dialysis

5 Quilts to Alzheimer's Study by Northwest Needlers Bee of Tucson

1 Box of fabric samplers to Aviva

5 Yards. fabric remnants to Aviva

1 Pair of handmade mittens to Aviva

1 Handmade child size quilt to Aviva

1 Partially assembled quilt top to Aviva

5 Handmade sweaters and mittens to Aviva

7 Knitting books to Aviva

66 Pillow cases donated by Mona Lisa Bee to Heads at Rest

4 Quilts donated by Mona Lisa Bee to St. Luke's Home

September, 2013

Permission given to 4H group to sell raffle tickets for a quilt at the September Guild meetings

Permission given to Quilt for a Cause to sell raffle tickets for a quilt at the September Guild meetings

Permission given to Colleen Babcock to sell raffle tickets for a quilt to benefit Sister Jose Women's Shelter

15 Quilts to Peppi's House (Patriotic)

10 Quilts to Reachout

12 Quilts to Desert Dialysis

17 Quilts to VA

28 Pillow Cases to Desert Dialysis

101 Quilts to the Eric Hite Foundation

80 Quilts to Sister Jose Women's Center

Quilt Fiesta! 2014

ATTENTION QUILTERS! Are you tired of looking at that stack of material labeled “I’ll get to it someday”, or the box of unused patterns you have been storing for years? Well I have the answer for these questions. Donate them to the door prize committee for the quilt show. We will have a box at each meeting starting in September 2013. Just bring them in and let us help you clean out your sewing room. Door Prize Committee

Betty Hayden Award: Quilt Show entries are due this month. If you’ve been quilting less than 3 years, you could be eligible for the Betty Hayden Award. Other requirements are that you did all the sewing yourself, (piecing, applique-if there is any, quilting-hand or machine, binding, etc.) and that this is the first time that you are entering a quilt in any quilt show.

Quilts do not need to be original designs, but as always, credit must be given to the designer and/or source of the pattern. You do not need to have your quilt judged by the professional judges at the show but this can be a useful source of comments to help you improve your quilting skills. And we’ve now had several of our new quilters win ribbons at the quilt show.

Quilts are displayed at our January Guild meeting and the Betty Hayden Award winner is selected by vote of all guild members present. A special ribbon will be awarded and hung with the winning quilt at the quilt show. For more information or questions please contact Alice Wilder (wilderonline@comcast.net).

Calling all Moms and Grandmothers! **Kids' Row** is a wonderful place to have your special child's quilt displayed. Just imagine how thrilled and proud they will feel when they see their quilt hanging at the Quilt Fiesta. Kids should be 17 and younger, all work should be done by the child with your encouragement but the adults may help with the binding and quilting. You may get your entry forms off our web site or I will have copies at the meetings. Deadline for ENTRY FORMS is November 13, 2013. Quilts will need to be turned in by January 8, 2014. Contact Pat Morris (749-4806) for more info.

Small Quilt Auction: There's still time! We want an entry from each of you!!!

Having trouble finding Small Quilt Auction on the website? Click on the link on the left side of the page (below the log-in area). It's not password-protected. We accept donations from both Guild members and non-members. The entry form can be downloaded from this area. The form includes “rules” for entry as well as spaces for your information. Barbara Heiman, Small Quilt Auction Chairperson

Bed Turning: Quilt Registrations are due at either October *Guild* meeting or post marked October 12! Please share your vintage quilt for *Quilt Fiesta's* 2014 Bed Turning so others also may enjoy it. Bed turning quilt owners will again be able to have their quilts documented.

Quilt documentation is the process of photographing and recording information about the style, fabrics, batting, age, and condition of a quilt. Results are shared with the owner as well as entered into the Michigan State University *Quilt Index*.

Contact Sue Franklin at 520.825.3962 (cell 520.490.4721) or suevette63@comcast.net, with questions. Applications (available on the web) are due to Sue on or before **October 12th**. Be sure to include the two required 4 x 6 photographs. Sue will be present at both October *Guild* meetings to receive applications.

Quilt Show Vendors: Anyone interested in working as a hostess in the vendor area please contact Donata Pfisterer by e-mail. donatap@photonengr.com. Donata will not be available to answer or acknowledge any e-mails from October 4th-17th.

Tucson Quilters Guild

Proposed Bylaws Changes The Guild Vice-President and the attendees at the September business meeting have reviewed the TQG Bylaws, and are making the following recommendations for updates to the Bylaws. These recommendations were posted online in the password protected area on September 6, 2013. In addition, these proposals were reviewed at the general meetings held on September 10 & 11. Below are the highlights of these proposals. The entire document may be viewed online. We will vote to approve or reject these proposed changes at the October general meetings. Any individual change(s) that members want to open for discussion will then be voted for separately. The remaining changes will be voted on as a whole. In advance you can send your concerns to vp@tucsonquiltersguild.com

Article II: Membership

Section 2 A: A full member is entitled to access to the Guild library.

Section 2 B: Honorary members do not pay dues.

Section 4: Add words 'or prospective member' to those who may be denied membership, or removed from Guild due to detrimental activities.
Change written response time to 30 days from one month.

Article IV: Board of Directors

Section 3: Add word attendees; also add Committee chairs to participants at annual budget meeting.

Section 6: Change 'following the meeting at which the Board voted', to next general meetings. Also, add 'provided a quorum is present'.

Article V: Meetings

Section 2 C: Item 3 – Change amount to be spent (not covered in budget) without membership approval from \$200 to \$500.

Section 3 C: Delete phrase 'as excepted above from business meetings'.
Add 'listed in Article V, Section C'.

Article VI: Officers

Section 2: Add phrase 'it is recommended that'. Change terms of Quilt Show Director and Program Director so that one person is elected each year for these 2 person jobs. Also, specify in which year Member-at-large will be elected for the morning and evening meetings.

Section 3 E: Program Co-directors – change word 'arrange' to 'facilitate'.

Section 3 H: add phrase 'or individual' to acknowledge that a single person may apply for an Endowment Grant.

Article VI: Standing Committees

Section 1 F: Change the responsibilities of the Bee Keeper to read – 'To keep a record of dates, places and contact information for bees.'

Section 1 I: Remove position of Parliamentarian.

Section L: Change Block of the Month to Project of the Month.

Add new section M: Record Keeper – To keep and report records of Guild charity projects.

Article X: Funds and Fiscal Year

Add new Section 3 to read – To perpetuate the endowment Fund investment, 10% of all income generated from the Fund will be reinvested in the principal amount designated for the Endowment Fund.

Article XII: Policy on Conflict of Interest

Section 6: Change word chairperson to President. Add phrase
Chairperson of a standing committee.

GUILD NEWS, NEWS, NEWS

LIBRARY INFORMATION

Tuesday Evening Meetings: Open from 5:30pm to 7pm only.

Wednesday Morning Meetings: Open from 8:30am to 9:30am and during the break.

To renew books: Call Donata Pfisterer the day before the meeting at 733-9557 or email her at: donatap@photonengr.com.

The submission deadline for articles for the November Newsletter is Wednesday, October 16, 2013. Articles should be sent to : newsletter@tucsonquiltersguild.com
Newsletter Editor: Margaret Newman



Advertising

Members: \$5.00 for small want ads for Quilting/sewing related items

Quilt related businesses:

\$25 business card size

\$50 1/4 page

\$100 half page

QUILTING FOR OTHERS: Thanks to all of you who have given us quilts this summer. We had 15 patriotic quilts given to us in August. Mary Steel, who is the head of Peppy's House, had asked for patriotic quilts, and so I gave those to her.

In September we received 10 more patriotic quilts, and we gave them to the VA Hospital. We also gave 12 quilts to Desert Dialysis, and 28 Pillow Cases. We gave 10 Quilts to Reachout.

The need for patriotic quilts is ongoing. Please help us out again next year with your donation of patriotic quilts. A good size quilt is 45 x 50 or 60 long. It is a great idea for a bee project.

Happy Quilting! Mary Bazzano, Chair for Quilting for Others.

BEES, BEES, BEES—Updated!

CENTRAL AREA:

Art Quilters Contact: Barbara Hall, 622-9268, or rbarber21@cox.net

Where: Bella Quiltworks;

When: Third Wednesday at 10 AM

Himmel Park Contact: Ruth Campbell, 792-1639

Where: Himmel Park Library,

When: Third Wednesday at 6:30 PM

EAST SIDE:

Evening Eastside Bee Contact: Connie Weigel, 760-7728 or xuxala@msn.com

Where: Unity Church of Peace, 1551 S Eastside Loop

When: First Thursday of the month 6:30-9PM

Siesta Bee Contact: Nelle Starr, 886-4123

Where: Members' homes (Northeast) call for directions

When: 3rd Tuesday of the month 1pm

GREEN VALLEY:

Hexies Bee - English Paper Piecing

Contact: Carole Sullivan, 520-762-8652

Where: Friends Indeed Community Center, Green Valley, AZ.

When: First Wednesday of each month, noon-3:00pm.

North of the Border Contact: Babs Phillips, 393-6557

Where: M & I Bank 270 W. Continental Green Valley,

When: Thursday 9:30 - Noon

NORTHWEST:

Quilting for Others Contact: Mary Bazzano, 295-9576

Where: Cactus Quilt Shop,

When: Third Wednesday, 9:30 – Noon

Theme: Tucson Charities

Quilting After Dark: Call Karen Fisher at 572-8825 or email her at karen@karenfisherartquilts.com to get more details.



Respond to me, Sekmet73@cox.net, with a comment, question or thought, with regards to anything in the newsletter and be eligible for one of the great prizes Mary Meserve has at the meetings! You won't get rich, but there are some pretty cool things! Five (5) winners, random selection...

EMAIL LIST: The Guild now has an email list for easy communication with the members. Please log into the protected area of the website and put your name and email address into the box at the top of the page. After doing this, you will receive an email. You must click on the link after making the link into one long line. If this works, you will receive another email saying you were successful. If you have any problem with this, email me at quilter@tucsonquiltersguild.com. Meg Silvern

Tucson Quilters Guild

Quilt Show Entries: FINAL REMINDER!! Entries for the Quilt Show must be turned in at either of the October meetings or postmarked by Friday, October 11th. The entry Rules and Guidelines and entry forms are available on the Guild web site. Remember to print the two pages of the entry form on separate pages as these go to different committees. If you are unable to print from the web site, you still have time to send me a self-addressed stamped #10 envelope (2 stamps) for an entry packet. Please read the Rules and Guidelines (page 3) and the Categories (page 4) to insure you have included all information required. **NOTE:** all non-judged entries are Category 2000. Be sure to include your entry fee - \$1 per person covers all your entries and \$5 per quilt to be judged. Checks are made to Tucson Quilters Guild. Ginny Dove 887-9284 or gdovecat@aol.com.

PRE-ESTATE SALE
QUALITY QUILT FABRIC
HUGH STASH, PATTERNS,
BOOKS AND NOTIONS

SATURDAY, NOVEMBER 2
Time: 9am – 2pm
Tucson Meadows
Recreation Room
2121 S Pantano Road
Tucson

Lucinda's Nice Things

LONGARM MACHINE QUILTING
MECHANICAL SEWING MACHINE REPAIR

Bill Meek & Denny Peterson

520-508-3074

For More Information: www.lucindasnicethings.com



Tucson Quilters Guild and Tucson's Quilt Fiesta! is now on Facebook! Since this is FREE publicity for our guild and our show, ask your friends to 'like' the page. What can be better than free?

<https://www.facebook.com/pages/Tucson-Quilters-Guild-Tucson-Quilt-Fiesta/121887434544473>

The Guild Basics

Who:	All Members
What:	Business Meeting —First Wednesday of every month in the Church Classroom General Meetings - Second Wednesday of the month in the morning or the Tuesday evening preceding the second Wednesday - in the Parish Hall.
When:	Business Meeting — 9:30 AM ~ 10:30 AM General Meetings: Tuesday Evening—7:00~9:30 PM. Wednesday—9:30 AM~12:00 PM
Where:	St Frances Cabrini Church 3201 E. Presidio Near Fort Lowell and Country Club
(How): Parking	Guild members are asked to refrain from parking in the spaces in front of the Parish office; the Church wants these spaces to remain open for Church members who have business to attend to in the office. This is the small building to the east of our meeting room. PARKING NOTICE: Tuesday evening attendees: The Church's Family Classes are in session again, so PLEASE DO NOT PARK IN THE FRONT LOT. Use the side or back lot.
Why:	Come to get involved with all aspects of the Guild, to make new friends, learn new quilting skills, share, but most of all, to have FUN .

TQG BOARD AND COMMITTEES

◆	President	Reilly Zoda	sekmet73@cox.net
	Vice President	Sally Dickinson	749-9815
	Endowment/ Donations	Marie Morris	623-0123
◆	Membership	Mary Meserve	465-2785
	Member at Large, Evening	Kathy Harris	370-4323
	Member at Large, Morning	Esther Ames	444-9729
	Programs	Kathy Barton	903-8642
◆	Programs	Mary Blount	818-6409
	Quilt Show Co Director	Jean Biddick	749-3022
	Quilt Show Co Director	David Kuskulis	349-7623
◆	Secretary	Joline Albaugh	822-1485
	Treasurer	Cathy Dargel	746-9246
	Bears	Christine McCollum	748-9165
◆	Bees	Ruth Martin	682-3846
	Corresponding Secretary	Mary Meserve	465-2785
	Finance	Marie Morris	623-0123
◆	Guild Pins	Colleen Babcock	405-5478
	Guild Pins	Joan Swanson	297-8433
	Historian	Cathy Dargel	746-9246
	Holiday Block Exchange	Shari Thompson	834-4245
◆	Hospitality	Christine McCollum	748-9165
	Library	Donata Pfisterer	760-0309
	Library	Kathryn Wald	749-4772
◆	Newsletter	Margaret Newman	982-1925
	NQA	Kathy Harris	370-4323
	Pattern of the Month	Evelyn George	325-0166
◆	Quilt A Thon	Colleen Babcock	405-5478
	Quilting for Others	Mary Bazzano	297-9576
	Raffle Quilt 2014 & 2015	Karen Fisher	572-8825
◆	Website	Meg Silvern	572-1984

Tucson Quilters Guild

Aids Support Awareness Project (ASAP) in Zambia

Pam Ashbaugh and Mary McLaughlin want to thank everyone for their support of our sewing project in Mfuwe, Zambia. All of your donations made it to Zambia and were greatly appreciated by the women. Our visit was very successful and we will continue to support their efforts to live with dignity in a job well done. We will keep you updated on the progress of this program.

If you would like more information about this program or you would like to help, please contact Pam Ashbaugh at pamelaashbaugh@me.com or Mary McLaughlin at marymac@dakotacom.net.

Thank you,
Pam and Mary





Pattern of the Month - October 2013

by Evelyn George

"Scrappy American Stars"

Tucson Quilters Guild finds many ways to give to our community, and a recent need has been for patriotic quilts to honor those who have served our country. This quilt is 40" x 52", perfect for a small donation quilt, or a quick quilt for anyone on your gift list. Make the very easy star blocks in scrappy patriotic prints or colors of your choice, and try this simple half-drop setting for an interesting layout.

Yardage requirements:

Light background - $1\frac{3}{4}$ yards

Dark star centers, borders and binding - 1 yard

Assorted prints for star points - about $\frac{1}{2}$ yard total
(also need Backing - $1\frac{5}{8}$ yards)

Cutting:


Light - 80 $4\frac{1}{2}$ " squares

4 $6\frac{1}{2}$ " x $12\frac{1}{2}$ " rectangles (for half-drops)

Dark - 10 $4\frac{1}{2}$ " squares (star centers)

5 to 10 $2\frac{1}{2}$ " x WOF strips (5 for borders and 5 for binding, if used)

Assorted prints - 80 $2\frac{1}{2}$ " squares (star points)



Star Blocks (12" finished size):

Line up a $2\frac{1}{2}$ " print square on top of one corner of a $4\frac{1}{2}$ " background square, *right sides together*, and stitch diagonally from corner to corner of the small square, as shown. (Note: you could draw the line first if you prefer.)

Trim off the corner, leaving a $\frac{1}{4}$ " seam allowance. Press triangle open, toward the corner.

Line up another (different) $2\frac{1}{2}$ " print square on the corner to the right of the first one, right sides together; stitch, trim and press as before. The background square now has 2 scrappy star points. ↓



Continue adding 2 scrappy star points each to a total of 40 background squares (the other 40 background squares will remain plain; they will be the *corners* of the blocks).

Arrange 1 center square, 4 star point units and 4 plain background squares to make the star as shown, right. Stitch together in rows; press seams toward plain squares. Join rows to form the star block. Make 10.




Quilt Assembly:

Arrange the star blocks into 3 *vertical* rows, with the half-drop rectangles at the top and bottom of the first and third rows. (Refer to illustration, top of page.)

Sew blocks together into the 3 rows and join rows to make the top. Measure length of top; piece strips to make two side borders this measurement and add to sides of quilt. Measure width of top, including the borders you just added; cut top and bottom borders this size and add. Quilt and finish as desired.

Support *your* Guild



*It's only \$10.00
till January 15th
after that, it's \$12.00*

**Order
Your
2014
Quilt
Show
DVD
Now!**