



FIESTA NEWS!

Business Meeting *Wednesday, March 6, 2013 9:30 AM*
General Meetings *Tuesday, March 12, 2013 7:00 PM*
Wednesday, March 13, 2013 9:30 AM

Hexagons are HOT!

Last weekend Mary Blount and I attended the Phoenix Quilt Show. Based on what we saw at the show, there is no question that hexagons are extremely hot right now. They had a separate room at the Mesa Convention Center displaying hexagon quilts, old and new, and several quilters demonstrating the fine old art of English paper piecing.

Not to be outdone in Tucson, our next speaker is Mickey Depre. She has updated this traditional pattern in her newly released book, **"Pieced Hexies"**, and will be teaching a workshop using her technique. With this book, Mickey has come full circle from her beginnings as a traditional quilter, to her better known persona as an art quilter, back to traditional quilting again, but this time with a twist. Through her motto "There is more than enough fabric in the studio to be both an art quilter and a traditional quilter", Mickey describes her work which combines traditional quilting techniques with bold, innovative appliqué and threadwork.



But in addition, Mickey is also offering a workshop in art quilt design called "Permission to Play". According to the survey that you did at the beginning of our term, you showed a tremendous interest in this type of class. This session has a short, manageable supply list so the only out of pocket expense for this one should be the cost of the workshop itself (unless you just like to use workshops as an excuse to buy more fabric).

But no matter which workshop you select, Mickey states that "all attendees must come prepared to laugh, share, learn, and above all enjoy!"



Tucson Quilters Guild

President's Message

Have you ever wondered why we're a *Guild*? Why not a club, a group, an association or an organization?

A conversation at our Quilt Fiesta in January started me thinking about this. I was speaking to a woman who was helping a friend, a TQG member, at the show. I asked her if she was joining the guild and she said "No... I just started quilting." I must say I was a bit surprised, but I assured her that joining was for all levels.

This exchange came up at dinner that night with Laura Wasilowski, Connie and myself, and Laura said she'd always wondered why we were called a guild. Being a lifelong student and lover of history, this was kind of a no-brainer for me, and in fact I've always been proud that I belong to a "Guild".


Think of the guilds of the Middle Ages. They organized and supported the various crafts of the day; weavers, spinners, goldsmiths and more. Their system had apprentices, journeymen and masters. Isn't that what we have too?

I'm an apprentice as we all are, or were at some point. The journeymen are the ones among us who do wonderful creative work but perhaps haven't reached their peak yet. And a few of us will get to be masters... the ones whose work is so exquisite and/or innovative that most of us feel we'll *never be that good*...

So the next time you tell someone you're a member of the Tucson Quilters Guild, be proud that you're a guild member. You're carrying on a tradition started almost a thousand years ago.

Please read on in your newsletter for all the great opportunities to get involved in many projects -- something for everyone!

Sincerely... Reilly



Save the date, this year's Quilt-a-thon will be August 13 and 14, 2013 and we'll need lots of help. Our charities this year are Sr. Jose's Homeless Shelter for Women and the Erik Hite Foundation. We'll be making quilts for women to cuddle in next fall and to comfort kids. Send me an email if you're interested in helping with making kits this summer cjquilts@att.net. We'll have some kits to hand out at the April and May meetings so that we'll have quilt tops ready for tying in August. We'll have sign-up sheets at the June and July meetings.

When we give quilts to charitable organizations, we give them with no strings attached. If those organizations choose to sell the quilts in their thrift shops to raise money for their organization, that is their business. We give to help.

Let me know if you have any questions. Thank you, Kathryn

Tucson Quilters Guild

PRESIDENT'S CHALLENGE

The challenge this year will be: **IDIOMATIC EXPRESSIONS!**

Sally came up with the idea and after some thought I fell in love with it. We'll have some lists of expressions available at the meetings or you can look them up on-line. Pick one and translate it into a quilted graphic representation.

Have fun! I can't wait to see what y'all come up with!
Reilly

Check out this website: <http://www.idiomsite.com/>



A blessing in disguise • A leopard can't change his spots • Let sleeping dogs lie
A penny saved is a penny earned • In like Flynn

Arizona Quilters' Hall of Fame ♥ Arizona Quilt Documentation Project – Tucson

Linda Laird is the newest member of the greater Tucson documentation group. Most group members participated in their first training session on March 12th. Quilts were photographed, physical characteristics determined, and historical information obtained. A couple of quilts were family, but the owner knew nothing about their history. However, after documentation, the "quilt" shared information about its past. The next training event will be April 9th. A major documentation will be held June 8th at the Arizona History Museum. Please call or email Sue Franklin at 825.3962; suevette63@comcast.net or Terry Gryzb-Wysocki at 749.9326; terry-gw@mindspring.com for additional information.

Historical Trivia Quiz

Each month a question about the history of the Guild will be posted in the Newsletter.

First 5 members who e-mail the correct answer to Reilly at sekmet73@cox.net will win a small prize.

Even if you don't win, you'll learn some interesting things about our Guild, courtesy of our Historian, Cathy Dargel.

Good Luck!

Where were the first several TQG quilt shows held?

Thanks!
Reilly



GUILD NEWS, NEWS, NEWS

LIBRARY INFORMATION

Tuesday Evening Meetings: Open from 5:30pm to 7pm only.

Wednesday Morning Meetings: Open from 8:30am to 9:30am and during the break.

To renew books: Call Donata Pfisterer the day before the meeting at 733-9557 or email her at: donatap@photonengr.com.

The submission deadline for articles for the May Newsletter is Wednesday, April 17, 2013. Articles should be sent to : newsletter@tucsonquiltersguild.com
Newsletter Editor is Margaret Newman



Celebrate Quilt Camp and Show June 12-15, 2013 Flagstaff, AZ



Information and registration forms on-line at
www.celebratequilts.com

Phone: 928-526-9403 chocolatequiltco@gmail.com

Classes and events at the Radisson Woodlands Hotel

*Daily classes with national and regional quilt teachers
*Lectures and Forums *Evening programs*



BEES, BEES, BEES—Updated!



CENTRAL AREA:

Art Quilters Contact: Barbara Hall, 622-9268, or rbarber21@cox.net

Where: Bella Quiltworks;

When: Third Wednesday at 10 AM

Himmel Park Contact: Ruth Campbell, 792-1639

Where: Himmel Park Library,

When: Third Wednesday at 6 PM

EAST SIDE:

Evening Eastside Bee Contact: Connie Weigel, 760-7728 or xuxala@msn.com

Where: Unity Peace Church, 1515 S Eastside Loop

When: First Thursday of the month 6:30-9PM

Siesta Bee Contact: Nelle Starr, 886-4123

Where: Members' homes (Northeast) call for directions

When: 3rd Tuesday of the month 1pm

GREEN VALLEY:

North of the Border Contact: Babs Phillips, 393-6557

Where: M & I Bank 270 W. Continental Green Valley,

When: Thursday 9:30 - Noon

NORTHWEST:

Quilting for Others Contact: Mary Bazzano, 295-9576

Where: Cactus Quilt Shop,

When: Third Wednesday, 9:30 - Noon

Theme: Tucson Charities

Material Girls Contact: Caroline Schau, 297-9965,

CarolineSchau@comcast.net

Where: Rotate Homes

When: First and Third Thursdays at 1 PM

Quilting After Dark: Call Karen Fisher at 572-8825 or email her at karen@karenfisherartquilts.com to get more details.

CONTINENTAL RANCH/TWIN PEAKS:

Contact: We don't have a contact for this bee

The Guild Basics

Who:	All Members
What:	Business Meeting —First Wednesday of every month in the Church Classroom General Meetings - Second Wednesday of the month in the morning or the Tuesday evening preceding the second Wednesday - in the Parish Hall.
When:	Business Meeting — 9:30 AM ~ 10:30 AM General Meetings: Tuesday Evening—7:00~9:30 PM. Wednesday—9:30 AM~12:00 PM
Where:	St Frances Cabrini Church 3201 E. Presidio Near Fort Lowell and Country Club
(How): Parking	Guild members are asked to refrain from parking in the spaces in front of the Parish office; the Church wants these spaces to remain open for Church members who have business to attend to in the office. This is the small building to the east of our meeting room. PARKING NOTICE: Tuesday evening attendees: The Church's Family Classes are in session again, so PLEASE DO NOT PARK IN THE FRONT LOT. Use the side or back lot.
Why:	Come to get involved with all aspects of the Guild, to make new friends, learn new quilting skills, share, but most of all, to have FUN .

QUILT FIESTA!

We will once again be featuring one Guild member during each day of the show. If you would like to suggest someone for this honor, please give the name to Mary Meserve. She will compile a list of names and the show committee will invite three members from that list to be the featured Guild members for the 2014 Quilt Fiesta!

The small quilt auction will be held again this year. It is not too early to start thinking about what you can make and donate to the auction. Recipient of this year's auction will be World Care of Tucson.

The judging committee will be tweaking the category descriptions, so when the show packet is ready you will need to read the descriptions carefully before entering your quilt for judging. NEW this year – all non-judged quilts will be in a separate category. If your quilt is not being judged you will not have to figure out which category it belongs in. It will go directly into the non-judged category.

All members are welcome! Here are the upcoming Quilt Show committee dates: 4/26/13, 5/31/13, 6/28/13, 8/30/13, 9/27/13, 11/1/13, 11/22/13, and 12/20/13. We meet at the Police Station on the corner of Alvernon and 22nd Street at 10am.

Jean Biddick (jsbiddick@gmail.com) or Dave Kuskulis (dave_kuskulis@msn.com), Quilt Show! Chairs

The RAFFLE TICKETS for the 2014 quilt show are being ordered and will be ready for pick up at the May general meetings and all monthly meetings thereafter.

Our RAFFLE TICKET sale proceeds go to the support of our Guild. These monies help pay for our wonderful speakers, the rent on our meeting places and show venue, as well as support our charity efforts.

AS members of this Guild we can expect not only the monthly speakers, but the chance to make new friends, share ideas, learn new techniques and be part of one of the nicest and most beautiful quilt shows in the country.

AS members of this Guild we are only asked for two things in return. We are asked to please spend 2 hours of our lives at the quilt show, working a shift, and we are asked to be responsible for 1 packet of RAFFLE TICKETS. By responsible I mean, either pay for the tickets and have the 12 chances to win the RAFFLE QUILT yourself, or sell the RAFFLE TICKETS to friends or relatives for their chance to win the quilt.

For each packet of 12 tickets you pick up, you return the stubs and \$10 back to the RAFFLE TICKET chairman. It is up to you as a seller to decide to sell them for \$1 or 6 for \$5.

Please take the time to think of what this Guild has meant to you and for you, and please take the time to pick up your packet(s) when they become available. Although each member is asked to pick up only 1 packet, you may have as many as you think you want to try to sell. We do have a contest for ticket sales and award prizes to those members who sell the most. Additional tickets will be available at the RAFFLE TICKET table at each meeting, or members can call or e-mail me and I will send out additional packets by mail.

Thank you all in advance for what we hope **IS** a record year of sales to support this wonderful Guild.

Tucson Quilters Guild

Bees, Bees, Bees! A very special component of our Guild.

Each month, Guild-related Bees are listed in our newsletter. We know the list is incomplete and we would like to change that. Some bees are full and not accepting new members, but we still want to know about the fine work that our membership is doing through Bees. So. . . we would like to do an occasional newsletter feature on a Bee. If you would like your Bee featured, please email Ruth Martin, rmartin46@gmail.com and I will get in touch with you. Also, if your contact information needs updating or your Bee needs to be added to our list, email me.

Currently, the Evening Eastside Quilting Bee is seeking new members. This Bee meets at the Unity Church of Peace, 1551 S. East Side Loop, Tucson. Connie Weigel is the contact, 760-7728 or xuxala@msn.com.




Happy Quilting!
Ruth Martin
Bee Chairperson



We sadly must announce the passing of Judy Teitler's husband. Our thoughts go out to Judy during this difficult time.

Patterns for Bear Clothes is located on the webpage at: <http://www.tucsonquiltersguild.com/> Then click on the left hand side link for Challenges, Forms & Handouts. It's just a little bit down from the top of the page.

It is nice to be important,
but it is more important to
be nice.



For Sale: HQ Sixteen with Stitch Regulator By Handiquilter. Original owner since 2008 Excellent condition, well maintained. Upgrading to larger machine.


Original Price \$7,500

Selling Price: \$4,500

Includes: Machine, Frame, Table, 10' Poles, Ruler Base, Leaders, Bobbins, Bobbin Winder, Laser Stylus, Groovy Board Attachment & Stylus

Linda Dray, phone: 520-458-2358 or thimblinda@gmail.com

TQG BOARD AND COMMITTEES



President	Reilly Zoda	sekmet73@cox.net
Vice President	Sally Dickinson	749-9815
Endowment/ Donations	Marie Morris	623-0123
Membership	Mary Meserve	465-2785
Member at Large, Evening	Kathy Harris	370-4323
Member at Large, Morning	Esther Ames	444-9729
Programs	Kathy Barton	903-8642
Programs	Mary Blount	818-6409
Quilt Show Co Director	Jean Biddick	749-3022
Quilt Show Co Director	David Kuskulis	349-7623
Secretary	Joline Albaugh	822-1485
Treasurer	Cathy Dargel	746-9246
Bears		
Bees	Ruth Martin	682-3846
Corresponding Secretary	Mary Meserve	465-2785
Education		
Finance	Marie Morris	623-0123
Guild Pins	Colleen Babcock	405-5478
Guild Pins	Joan Swanson	297-8433
Historian	Cathy Dargel	746-9246
Holiday Block Exchange	Shari Thompson	834-4245
Hospitality	Christine McCollum	748-9165
Library	Donata Pfisterer	760-0309
Library	Kathryn Wald	749-4772
Newsletter	Margaret Newman	982-1925
NQA	Kathy Harris	370-4323
Pattern of the Month	Evelyn George	325-0166
Quilt A Thon	Colleen Babcock	405-5478
Quilting for Others	Mary Bazzano	297-9576
Raffle Quilt 2014 & 2015	Karen Fisher	572-8825
Website	Meg Silvern	572-1984

Tucson Quilters Guild

Calling all New Guild Members

Would you be interested in a New Member get together this spring? I thought I might be nice to meet each other and have time to ask questions about the Guild. Find out what all the committees are about and where you might be interested in getting involved. I would invite members of the Board and the Committee chairs to come also so you can find out what is going on. I know many of you leave town for the summer. It does get kind of Hot:)

If you would be interested
in doing this please let me know.
Mary Meserve, Membership Director

My email address is

MaryMes@aol.com

My phone number is
520-465-3785

Holiday Block Exchange

Are you new to our Guild and don't know about the Holiday Block Exchange? Each Tucson Quilters Guild member is invited and encouraged to create a Holiday quilt block for the annual Holiday Block Exchange. All you have to do is create a block that is a 12.5 by 12.5 inch square. Then pin a detachable muslin label that has the following information printed on it:

Made by: _____

Date: _____

Owned By: _____

Title: (optional) _____

For more information refer to the left side bar under the membership login area on our website! Be sure to check out last year's award winning blocks.



HMQS
10 Years

HOME MACHINE QUILTING SHOW
May 9-11, 2013 ♥ Salt Lake City, Utah

Online quilt entry
opens Nov. 15th.
Online class registration
opens Jan 10th.

\$28,000 in awards for judged quilt competition including:
NEW Modern Quilting category!

♥
Over 100 machine-quilting classes

www.hmqs.org

Tucson Quilters Guild

QUILT FOR A CAUSE AUCTION

WOW! What an amazing day! Liz McMahon, once again, was our Emcee and brought a lot of laughs with her quilting quips and tips. Jose Maldonado, our auctioneer, sprang into action and helped us raise over \$21,000 on our Live Auction quilts. Evelyn George's beautiful "Inspiration" quilt brought in a whopping \$3,200!

We are delighted to report that between the auction, other fundraisers and donations, we will be able to distribute more than \$125,000 to the Tucson Medical Center Foundation and St. Elizabeth of Hungary's Health Center.

WE NEED YOUR HELP ONCE AGAIN! It is very important to us that Quilt for a Cause continues in its mission to help in the fight against both breast and gynecological cancers. After more than 12 years of serving on the Board of Directors of Quilt for a Cause, nine of us are retiring. Four Executive positions.....President, VP, Treasurer and Secretary remain open. Please let us know if you are interested in serving in one of these positions or serving on the Board. We will make certain that there will be a smooth transition because we all are passionate about our "Cause".

To all of you who have assisted us over the years in making quilts, participating in our fundraising events or volunteering in any way, we thank you from the depths of our hearts.

On behalf of the Board of Directors.....Jeannie Coleman, President

BOARD MEMBERS

*Carol Zupancic – Vice President, Phyllis Spalla – Treasurer, Ann Mavko – Secretary
Jain Barrett, Janet Downing, Kitty Fleming, Evelyn George, Kathy Kebschull,
Dorothy Lee, Kathy McCulloch, Pat Morris and Jean Owara*

EMAIL LIST: The Guild now has an email list for easy communication with the members. Please log into the protected area of the website and put your name and email address into the box at the top of the page. After doing this, you will receive an email. You must click on the link after making the link into one long line. If this works, you will receive another email saying you were successful. If you have any problem with this, email me at quilter@tucsonquiltersguild.com. Meg Silvern

Tucson's Quilt Fiesta! is now on Facebook! Since this is FREE publicity for our show, ask your friends to 'like' the page. What can be better than free?

<https://www.facebook.com/#!/pages/Tucsons-Quilt-Fiesta/121887434544473?fref=ts>

Quilting for Others

TMC is requesting some Patriotic Quilts 42-44 wide x 50-60 long. The Patriotic quilts will be presented to Vet's who are receiving home care thru TMC. I would like the Guild to give them 5 or 6 Quilts this year. Mary Bazzano, Quilting for Others

Advertising

Members: \$5.00 for small want ads for
Quilting/sewing related items
Quilt related businesses:
\$25 business card size
\$50 1/4 page
\$100 half page






Pattern of the Month - April 2013

by Evelyn George

"Oriental Box Puzzle"

There are several methods for making this popular block, which has many different names. The technique offered here is similar to the one used for "Disappearing Nine-patch," where simple pieced blocks are cut up and rearranged to form a new design. You could use precut $2\frac{1}{2}$ " strips plus 5" squares, but it is also fat-quarter friendly. (The advantage of using FQ's is that the strips can be cut with lengthwise grain rather than crosswise, so they will be less stretchy and therefore more stable.) For this version, choose an equal number of light and dark fat quarters. Each pair of fat quarters makes 2 blocks.



Choose one light and one dark fat quarter which look good together. Stack together on cutting board, lining up selvages vertically to your left. Cutting through both layers, trim off selvages, and trim other 3 sides squarely if needed. Keeping layers together, continue cutting as follows.

First, cut one 5" wide vertical strip off left hand edge. From one end of this strip cut a 5" square. From remainder of 5" strip, cut two $2\frac{1}{2}$ " x 9" rectangles.

From rest of stack, cut four $2\frac{1}{2}$ " strips and cut them into lengths shown on diagram. (There will be some scraps left over. They can be used for another block or project.)


(1 light and 1 dark FQ, layered and cut together)↓

Pieces needed for two blocks:


- 1 light and 1 dark 5" square
- 2 each light and dark $2\frac{1}{2}$ " x 5" rectangles
- 4 each light and dark $2\frac{1}{2}$ " x 9" rectangles
- 2 each light and dark $2\frac{1}{2}$ " x 13" rectangles

Arrange the pieces as shown below, and stitch together to make two Oriental Box blocks with opposite colorations, one mostly light and one mostly dark. Add strips from center outward, pressing seams toward the darker fabric.

scrap	scrap	scrap	scrap			
$2\frac{1}{2}$ " x 9"	$2\frac{1}{2}$ " x 9"	$2\frac{1}{2}$ " x 9"	$2\frac{1}{2}$ " x 9"	$2\frac{1}{2}$ " x 13"	$2\frac{1}{2}$ " x 13"	scrap
5" x 5"		$2\frac{1}{2}$ " x 5"	$2\frac{1}{2}$ " x 5"	scrap	scrap	





Oriental Box (light)



Oriental Box (dark)

Measure (or fold) and cut each Oriental Box block horizontally and vertically through the center, to make 4 equal pieces.



Now, trade two pieces from each block with each other, and rotate them as shown; stitch together to make two identical Oriental Puzzle blocks. (If making lots of blocks in different color combinations, you could combine assorted quarters randomly --just use any 2 light and 2 dark ones per block).



Oriental Puzzle

Other arrangements are also possible, by rotating the quarters into different designs. Play with them until you have one you like, then sew the 4 quarters of the blocks together. The finished block size is about 12" square. Make as many blocks as you like, for the size quilt you'd like to make. For the most interesting look, use several light and dark combinations, or make it as scrappy as you like!