



FIESTA NEWS!

Business Meeting *Wednesday, March 6, 2013 9:30 AM*

General Meetings *Tuesday, March 12, 2013 7:00 PM*

Wednesday, March 13, 2013 9:30 AM



Meet the Woman behind the Voice

I learned something new today. While I was researching information on our next speaker, Pat Sloan, I came across her weekly radio show sponsored by "American Patchwork and Quilting". Am I the only person who wasn't aware that this show existed?

Pat, like many of us, learned to sew in high school. She started by making clothes and got interested in quilting when she needed a bedspread. That was in 1978. She

bought a quilting magazine (still in her possession), some fabric, a large flat sheet, and some batting. She completed the quilt with yarn ties every 3 feet or so which seemed like plenty to her at the time. That first quilt experience was less than magical. But in 1992, a friend decided that Pat needed to learn how to really quilt. One nine block sampler later and Pat was totally hooked.

Unfortunately, Pat's career as a computer programmer still consumed most of her time. But after 20 years she no longer found it fulfilling and decided to quit her job in 1997 to put all of her effort into quilting. Looking back, this change from computers to quilt design made more sense than one would imagine. Writing patterns is very similar to writing computer programs where everything is a form of conveying how to get from point A to point B.

Today, Pat has been working in a folk art appliqué style for the past five years. She likes things crooked, asymmetrical, and a little off beat so folk art fit the bill perfectly. She doesn't do much piecing anymore except for the backgrounds of her appliqué blocks and possibly the backs of her quilts.

Now, let's get back to that internet radio show which is hugely popular! New recordings come out each Monday afternoon after the live show at 4pm eastern time. These recordings are on-line forever so you can listen at any time. Check them out at <http://www.allpeoplequilt.com/radio/>. Or better yet, sign up for a workshop to see the woman behind the voice!

Tucson Quilters Guild

Dear Fellow Guild Members,

I'm really looking forward to the next year! Together I hope we can expand our membership and encourage newer members to participate as much as possible in the inner workings of our Guild. There's something for everyone who'd like to participate and it's such a great way to meet new people and increase your sense of accomplishment. (And the meetings are a lot more fun when you know lots of people!)


Perhaps you think you're too "new", or just have gotten into the habit of feeling that you don't have what it takes. Well I'm here to tell you, it just isn't so! You each bring a wealth of experience with you to the Guild. From your time with your families, your work outside the home, and the creativity you show in your craft work, you've already built a rich resume and I hope you'll share it with us and get involved. (By next month I hope to have a list of all the areas that would like some help.)

On another subject, throughout the year we'll be looking at what it means to be a Guild member and also at some of the history of The Tucson Quilters Guild. On a personal level, I'm really looking forward to the National Speaker/Teachers we have scheduled for 8 of our meetings. I can't believe how much I've learned just from the talks at our monthly meetings.

If you have any thoughts or ideas I want to be very accessible. Just know that e-mail is the absolute best way to get to me. Sekmet73@cox.net I spend a lot of time away from home and it's always problematic whether or not I have my cell with me and charged!

Thanks for your vote of confidence and again, I'm really looking forward to the 2013/2014 Guild year.

Sincerely,
Reilly



Tucson Quilters Guild



PRESIDENT'S CHALLENGE

The challenge this year will be:

IDIOMATIC EXPRESSIONS!

Sally came up with the idea and after some thought I fell in love with it. We'll have some lists of expressions available at the meetings or you can look them up on-line. Pick one and translate it into a quilted graphic representation.

Have fun! I can't wait to see what y'all come up with!

Reilly

P.S. The picture above is a great example of a common idiomatic expression.

The Guild quilt pin committee has received several comments about designing a new guild pin. We are almost out of the current pins. Thus we have decided to open this to all guild members to help us. We are having a contest to see who can best design a new guild pin. Thoughts are to have it contain the colors copper and turquoise. The shape can be either square, rectangle or diamond shape. The deadline for submitting your design is September 1, 2013. The board will then narrow the entries down to three. The guild members will vote on the final selection. Put your thinking caps on and get busy coming up with a stunning design. A prize will be given to the winner.

Poagie Murray
1/15/26 - 2/11/13

A long time member of the Guild has passed on to that Great Quilting Bee in the Sky. Poagie was a member of the Northwest Needlers and Piecepatchers Bees, as well as an active participant in Quilting for Others, Quiltathon, Quilt for a Cause and other charity groups. She was a little lady who fearlessly made great big quilts on her home sewing machine. She always did her hostess duty and worked on other committees, as long as she was physically able, and was a great friend to so many. We're already missing you, Poagie!

GUILD NEWS, NEWS, NEWS

LIBRARY INFORMATION

Tuesday Evening Meetings: Open from 5:30pm to 7pm only.

Wednesday Morning Meetings: Open from 8:30am to 9:30am and during the break.

To renew books: Call Donata Pfisterer the day before the meeting at 733-9557 or email her at: donatap@photonengr.com.

The submission deadline for articles for the April Newsletter is Wednesday, March 20, 2013. Articles should be sent to : newsletter@tucsonquiltersguild.com
Newsletter Editor is Margaret Newman



Brooke Miller, a long-time Guild member, passed away in February. She loved dressing up the Bears, and was active in the Guild. We will miss Brooke, but she is busy now attending the Teddy Bear Picnic in heaven.



BEES, BEES, BEES—Updated!

CENTRAL AREA:

Art Quilters Contact: Barbara Hall, 622-9268, or rbarber21@cox.net

Where: Bella Quiltworks;

When: Third Wednesday at 10 AM

Himmel Park Contact: Ruth Campbell, 792-1639

Where: Himmel Park Library,

When: Third Wednesday at 6 PM

EAST SIDE:

Eastside Evening Bee Contact: Connie Weigel, 760-7728 or xuxala@msn.com

Where: Unity Peace Church, 1515 S Eastside Loop

When: First Thursday of the month 6:30-9PM

Siesta Bee Contact: Nelle Starr, 886-4123

Where: Members' homes (Northeast) call for directions

When: 3rd Tuesday of the month 1pm

GREEN VALLEY:

North of the Border Contact: Babs Phillips, 393-6557

Where: M & I Bank 270 W. Continental Green Valley,

When: Thursday 9:30 - Noon

NORTHWEST:

Quilting for Others Contact: Mary Meserve, 883-4408

Where: Cactus Quilt Shop,

When: Third Wednesday, 9:30 - Noon

Theme: Tucson Charities

Material Girls Contact: Caroline Schau, 297-9965,

CarolineSchau@comcast.net

Where: Rotate Homes

When: First and Third Thursdays at 1 PM

Quilting After Dark: Call Karen Fisher at 572-8825 or email her at karen@karenfisherartquilts.com to get more details.

CONTINENTAL RANCH/TWIN PEAKS:

Contact: We don't have a contact for this bee



The Guild Basics

Who:	All Members
What:	Business Meeting —First Wednesday of every month in the Church Classroom General Meetings - Second Wednesday of the month in the morning or the Tuesday evening preceding the second Wednesday - in the Parish Hall.
When:	Business Meeting — 9:30 AM ~ 10:30 AM General Meetings: Tuesday Evening—7:00~9:30 PM. Wednesday—9:30 AM~12:00 PM
Where:	St Frances Cabrini Church 3201 E. Presidio Near Fort Lowell and Country Club
(How): Parking	Guild members are asked to refrain from parking in the spaces in front of the Parish office; the Church wants these spaces to remain open for Church members who have business to attend to in the office. This is the small building to the east of our meeting room. PARKING NOTICE: Tuesday evening attendees: The Church's Family Classes are in session again, so PLEASE DO NOT PARK IN THE FRONT LOT. Use the side or back lot.
Why:	Come to get involved with all aspects of the Guild, to make new friends, learn new quilting skills, share, but most of all, to have FUN .

QUILT FIESTA!

Quilt Fiesta! News Results from the 2013 show:

Attendance was down by 24% (from about 5000 to only 3800). We expect that the downtown construction and the very cold weather contributed to that and we hope those conditions will not exist next year.

Although attendance was down our net income did not suffer significantly. We were able to keep our expenses way under budget. The net income from the show was about \$45,000. The raffle quilt brought in \$7000 of that amount.

For the 2014 show:

We still need volunteers to chair the Hostesses and Sign committees. Please contact Jean (jsbiddick@gmail.com) or Dave (dave_kuskulis@msn.com) if you can fill one of these positions. Our next Quilt Fiesta! committee meeting is on Friday, March 1st at 10am. We meet at the police station on the corner of 22nd and Alvernon. All guild members are welcome at our meetings.

Ed Seright Award for Excellence in Workmanship

Every January at the Quilt Fiesta! Show our active guild members vote for the quilt that most exemplifies excellence in quilt making workmanship. This year's winner of the Ed Seright Award is **Patsy Heacox**. Congratulations on your stunning quilt "Cochise", which also received Best of Show and Viewer's Choice. Is this the Triple Crown of Tucson Quilters?



Thank you - Thank you for the Ed Seright award for workmanship for my quilt 'Cochise.' When I began Portrait Quilting and combined it with my love of history - I never gave a thought to awards - just the desire to share the fun I was having. To be recognized by one's peers just for doing what one loves is very humbling. Especially when I know how much talent is in this group. So....do the work that makes you happy!!

Patsy Heacox

QUILT FIESTA!

QUILT FIESTA DEMOs—2013

Connie and I would like to thank all of you for the great attendance at the demonstrations for Fiesta 2013. Our featured speaker, Laura Wasilowski, was a pleasure to work with and had many good things to say about our guild and show.

The 4 demos from our guild members were great and well attended. We can't thank Helen Frost, Trish Sargent, Mary Vaneecke and Susie Weaver enough for their fun and informative presentations. On to 2014... (A chair's work is never done!)

We know there is an awesome amount of talent in the Guild. Do you have something to teach that you could create into a 45 minute presentation? Think outside the box! A group presentation would be great! We need three more demos for next January. (We already have one and it's only February... YES!!!)

Our featured speaker for Fiesta 2014 is Joe Cunningham from San Francisco. Check out his web site -- JOETHEQUILTER.COM. We're looking forward to working with him and hearing his presentations. He sounds like a fun guy!

So, get those thinking caps on. If you don't feel confident *doing* a presentation, what about coming up with an idea of what you'd like to see or learn? Looking forward to an even better show next year... if that's even possible!

Reilly Zoda and Connie German
Co-Chairs Demonstration Committee
Tucson Quilt Fiesta! -- 2014
sekmet73@cox.net germanconnie@gmail.com



TQG BOARD AND COMMITTEES

President	Reilly Zoda	sekmet73@cox.net
Vice President	Sally Dickinson	749-9815
Endowment/ Donations	Marie Morris	623-0123
Membership	Mary Meserve	465-2785
Member at Large, Evening	Kathy Harris	370-4323
Member at Large, Morning	Esther Ames	444-9729
Programs	Kathy Barton	903-8642
Programs	Mary Blount	818-6409
Quilt Show Co Director	Jean Biddick	749-3022
Quilt Show Co Director	David Kuskulis	349-7623
Secretary	Joline Albaugh	822-1485
Treasurer	Cathy Dargel	746-9246
Bears		
Bees	Ruth Martin	682-3846
Corresponding Secretary	Mary Meserve	465-2785
Education		
Finance	Marie Morris	623-0123
Guild Pins	Colleen Babcock	405-5478
Guild Pins	Joan Swanson	297-8433
Historian	Cathy Dargel	746-9246
Holiday Block Exchange	Shari Thompson	834-4245
Hospitality	Christine McCollum	748-9165
Library	Donata Pfisterer	760-0309
Library	Kathryn Wald	749-4772
Newsletter	Margaret Newman	982-1925
NQA	Kathy Harris	370-4323
Pattern of the Month	Evelyn George	325-0166
Quilt A Thon	Colleen Babcock	405-5478
Quilting for Others	Mary Bazzano	297-9576
Raffle Quilt 2014 & 2015	Karen Fisher	572-8825
Website	Meg Silvern	572-1984

Tucson Quilters Guild

ARIZONA QUILT STUDY GROUP

ANTIQUE AND VINTAGE QUILT
STUDY WEEKEND

March 22, 23, 2013

FRI 12noon-4:30pm, SAT 9A-4:30pm

AZ Historical Society Museum,
949 E. 2nd Street, Tucson, AZ

Featured speaker: Connie Nordstrom

Nationally known quilt historian and author
(funded by a grant from the Tucson Quilters Guild)

Presentations by AZ Quilt Historians,
Antique quilt turnings, antique quilt exhibits,
silent auction and show and tell

Pre-registration: \$60 At the door: \$70

Registration form, map and information:

<http://azquilthistory.org/index.html>



HMQS
10 Years

HOME MACHINE QUILTING SHOW
May 9-11, 2013 ♥ Salt Lake City, Utah


Online quilt entry
opens Nov. 15th.
Online class registration
opens Jan 10th.

\$28,000 in awards for judged quilt competition including:
NEW Modern Quilting category!

♥

Over 100 machine-quilting classes

www.hmqs.org



Tucson Quilters Guild

Arizona Quilters' Hall of Fame, Arizona Quilt Documentation Project – Tucson

A core group, Judy Breneman, Peggy Hazard, Lyn Martinez, Susan Standley, and Sheryl Verts, will work with Terry Grzb-Wysocki and me (Sue Franklin) documenting quilts in greater Tucson. Documentation is the process of photographing and recording information about the fabrics, style, batting, age and condition of a quilt. The information obtained is used by quilt scholars and historians for research. It is not an appraisal. Monthly articles will appear in the *Guild* newsletter, updating members with documentation news. Documentation will be held June 8th at the *Arizona History Museum*. Also, a regional quilt study meeting will be held Friday and Saturday, March 22 - 23 at the *Arizona History Museum*. Please call or email Sue Franklin at 825.3962; suevette63@comcast.net or Terry Grzb-Wysocki at 749.9326; terry-gw@mindspring.com for additional information.

EMAIL LIST: The Guild now has an email list for easy communication with the members. Please log into the protected area of the website and put your name and email address into the box at the top of the page. After doing this, you will receive an email. You must click on the link after making the link into one long line. If this works, you will receive another email saying you were successful. If you have any problem with this, email me at quilter@tucsonquiltersguild.com. Meg Silvern

Tucson's Quilt Fiesta! is now on Facebook! Since this is FREE publicity for our show, ask your friends to 'like' the page. What can be better than free?

<https://www.facebook.com/#!/pages/Tucsons-Quilt-Fiesta/121887434544473?fref=ts>

Pattern of the Month

This month we're revisiting another old favorite, by request: "Curious Kitten" was the Block of the Month for December 2007. It's designed for either fusible applique or needle turn, your choice. The pattern can be enlarged or reduced to suit your needs. She's a very curious kitten so you could have her checking out any kind of creature that might have her attention--a bird, butterfly, fishbowl, insect, etc. Add her to your collection of animal patterns!

It's OK to repeat once in a while, don't you think? Next time we'll get back to new designs for you to play with. But if you have a request for one of the older, Block of the Month patterns, please let us know and we'll try to accommodate! Nearly 200 block designs were offered in the past 11 years, and over half of them are still on the website. If you're a new member, be sure to check out the Pattern of the Month section, as well as the patterns in the newsletters. And, on top of that, there are a few supplemental patterns in the old Block of the Month section. So look around on the website, and print the ones you might want.

Just a Reminder to anyone who might have missed this: WE NO LONGER HAVE BLOCK OF THE MONTH DRAWINGS. So sorry if you miss them! But we have a greater variety of monthly patterns for your enjoyment--in the past year, we've had not only blocks, but quilts, pincushions, potholders, table runners and more. Hope you're enjoying them!

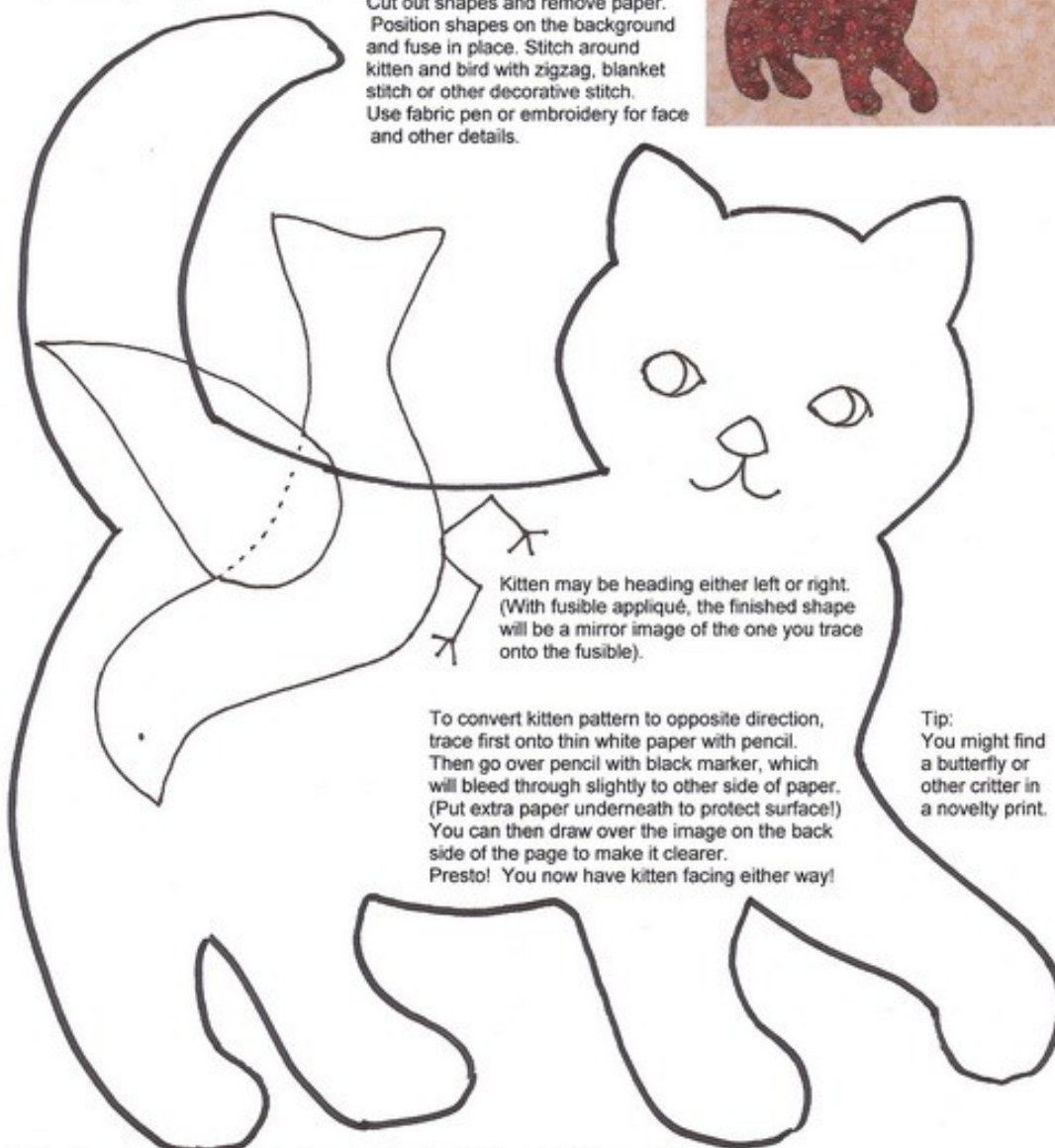
---Evelyn George pom@tucsonquiltersguild.com

Tucson Quilters Guild

Block of the Month – December 2007 “Curious Kitten” © 2007 Evelyn George

Use your choice of colors and fabrics for this cute kitten. She might be watching a bird, butterfly or other critter behind her, but her face is given in case you want her to be looking at YOU! Start with a 12 1/2" background square, and a contrasting fabric for kitten and bird. Trace shapes onto paper side of lightweight fusible appliqué product, and follow directions on the product's package, fuse to wrong side of kitten fabric.

Cut out shapes and remove paper. Position shapes on the background and fuse in place. Stitch around kitten and bird with zigzag, blanket stitch or other decorative stitch. Use fabric pen or embroidery for face and other details.



Kitten may be heading either left or right. (With fusible appliqué, the finished shape will be a mirror image of the one you trace onto the fusible).

To convert kitten pattern to opposite direction, trace first onto thin white paper with pencil. Then go over pencil with black marker, which will bleed through slightly to other side of paper. (Put extra paper underneath to protect surface!) You can then draw over the image on the back side of the page to make it clearer. Presto! You now have kitten facing either way!

Tip:
You might find a butterfly or other critter in a novelty print.

(Note: If you prefer needle turn or faced appliqué, add 1/4" seam allowance to templates.)