







FIESTA NEWS!

Business Meeting Wednesday, January 2, 2013 9:30 AM
General Meetings Tuesday, January 8, 2013 7:00 PM
Wednesday, January 9, 2013 9:30 AM

QUILT FIESTA!



January 11, 12 & 13, 2013



The **Nomination Committee** has the final slate for the members to vote on during our February meeting. They are as follows:

President:	Reilly Zoda
Vice-President:	Sally Dickinson
Membership:	Mary Meserve
Member-at-Large Evening:	Kathy Harris
Quilt Show Co - Chairs:	David Kusklis
Quilt Show Co - Chairs	Joan Swanson

We still need someone to volunteer to take over Education. If any member will not be attending the February meeting and wishes to vote, please contact Mary Bazzano by email - quilt362@yahoo.com or Joan Swanson - jbswanso@gmail.com. Thank you every one for your input for the election.

Now is the time to become involved with the guild, and to also volunteer for Quilt Show committees. Talk to your Bee groups and maybe as a Bee you could volunteer for a committee to keep our beautiful Quilt Show one of the top Quilt Shows in the Southwest.

Tucson Quilters Guild

Thank you to all who attended the pot luck and purchased a raffle ticket for the quilt auctioned for the benefit of the Community Food Bank. Tuesday night we received \$105.00 and Wednesday morning we received \$247.00. The total of \$352.00 will give the Community Food Bank a purchasing power of \$3,168.00. We also received canned goods for the Food Bank. The cash was taken to the Food Bank on Thursday and they were very pleased to receive it. The Guild members will be responsible for helping the food bank to make sure no one goes hungry.

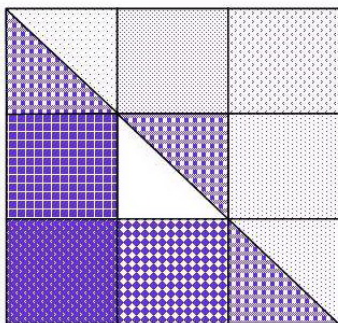
WOW! We had 63 Holiday Blocks between the two parties. Remember, at the January general meetings all of you will be asked to vote for ONE block from the eight blocks that received the most votes at the December Holiday Parties. All 8 blocks will be hung at the Quilt Fiesta.

Thank you to all the ladies who participated by making a block. And a warm hug to each of my "elves"...Rhonda Borders, Evelyn George, Judy Gilmartin, Kay Hendricks, Ruth Martin, and Rachel Roberts.

NOW is the time to get started for 2013!!!
Shari Thompson

LAST CHANCE FOR A BLOCK! Please bring your President's Thank You block to the January meetings. This is our last chance to gather them before they will be presented.

President's Thank You Block



It's that time once again to make our Thank You blocks for our outgoing President, Mary Meserve. As we all know, Mary LOVES Purple!

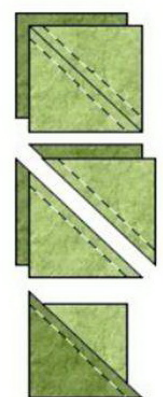
We will be making a 6.5" UNFINISHED block, using Purples and lights (pale lavender to white, your choice)

Blocks are due to VP Kathy Harris by the January 2013 meeting.

USING SCRAPPY FABRICS:

Cut 3 each of lights and darks, 2.5" square.
Cut 2 squares each light and dark, 2 & 7/8"

Using the 2 & 7/8" squares, layer light and darks right sides together, draw a line on the diagonal, sew 1/4" on each side of line. Cut apart on line. Press to the dark and trim off ears. You will use only 3 of the 1/2 square triangles. Assemble as shown. Block should measure 6.5" UNFINISHED



Introducing Our 2013 Speakers

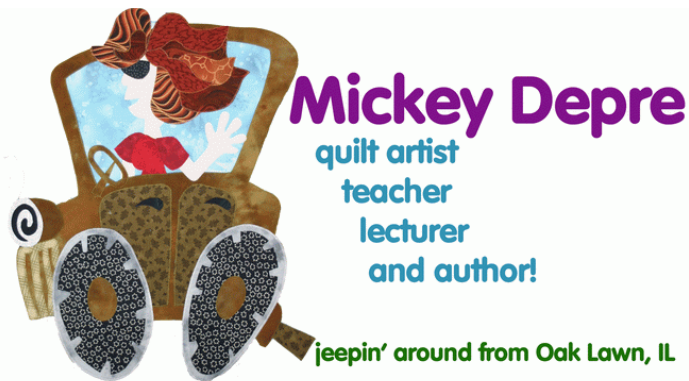
February – Larkin Van Horn

Larkin is a mixed media textile artist who is a resident of Whidbey Island, WA. The textures in her work often reflect those surroundings. Larkin wants her work to have as much interest for the fingertips as for the eye.



March – Pat Sloan

Host of American Patchwork and Quilting Radio airing live every Monday at 4:00 pm eastern time. Pat began teaching early on in her career and then decided to put her ideas into patterns.



April – Mickey Depre

Through her motto “there is more than enough fabric in the studio to be both an art quilter and a traditional quilter”, Mickey describes her work which combines traditional quilting techniques with bold, innovative appliqué and threadwork.

May – Esterita Austin

Esterita is a quilt artist who is well known for creating the illusion of depth in her quilts through painted highlights and the use of sheer fabrics.



Introducing Our 2013 Speakers... continued

June – Lynn G. Kough

An Arizona resident since 1996, Lynn was inducted into the Arizona Quilters Hall of Fame in 2011. Her expertise rests in handling color and design, especially in exploring the possibilities inherent in pieced designs.



September – Billie Lauder

Quilting can be fine art, utilitarian, or just plain quick and fun. Billie is a third generation quilter who believes in quick and fun quilting. She has a knack for making quilting easy for all levels of quilters.

October – Rami Kim

Originally a DNA scientist, today Rami's passion is in contemporary wearable arts and she is a 17 time Best Of Show winner in this category. She says she'd rather spend time with beautiful fabrics, threads, and beads than with DNA sequencing gels and radioactive isotopes. Go figure!



November – Don Linn

Known as "Mr. Quilt", Don became a machine quilter as a result of corporate downsizing. His wife had dragged him to a quilt show and while waiting for her in the vendor area he was taken in by a woman demonstrating a long-arm. His pieced work includes a sizeable portfolio in art deco quilts.

For further information, check out the information on our webpage:

<http://www.tucsonquiltersguild.com/programs.html>

Registration opens six months in advance of each workshop before the start of the Business Meeting. The member fee for workshops is \$50. The fee for non-members is \$75. More information on class policies and fees is available on the website.

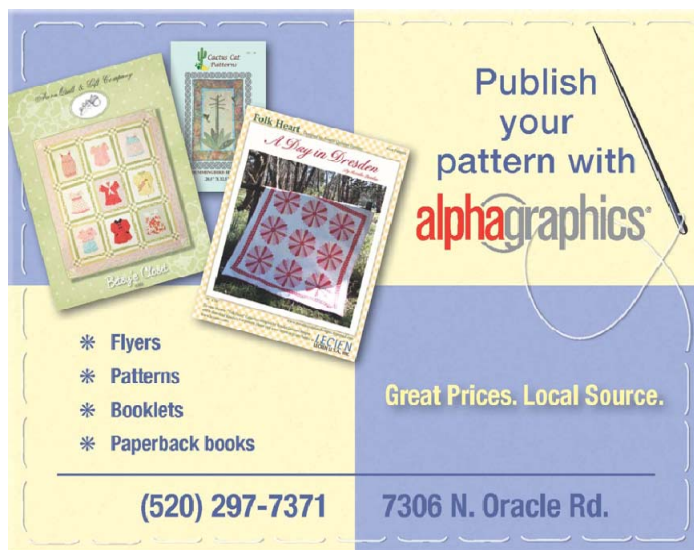
GUILD NEWS, NEWS, NEWS

LIBRARY INFORMATION

Tuesday Evening Meetings: Open from 5:30 to 7pm only. **Wednesday Morning Meetings:** Open from 8:30 to 9:30 and during the break.

To renew books: Call Donata Pfisterer the day before the meeting at 733-9557 or email her at: donatap@photonengr.com.

The submission deadline for articles for the February Newsletter is Wednesday, January 16, 2013. Articles should be sent to : newsletter@tucsonquiltersguild.com
Newsletter Editor is Margaret Newman



Publish your pattern with **alphaGraphics**

- * Flyers
- * Patterns
- * Booklets
- * Paperback books

Great Prices. Local Source.

(520) 297-7371 7306 N. Oracle Rd.

BEES, BEES, BEES—Updated!



CENTRAL AREA:

Art Quilters Contact: Barbara Hall, 622-9268, or rbarber21@cox.net

Where: Bella Quiltworks;

When: Third Wednesday at 10 AM

Himmel Park Contact: Ruth Campbell, 792-1639

Where: Himmel Park Library,

When: Third Wednesday at 6 PM

EAST SIDE:

Eastside Evening Bee Contact: Connie Weigel, 760-7728 or xuxala@msn.com

Where: Unity Peace Church, 1515 S Eastside Loop

When: First Thursday of the month 6:30-9PM

Siesta Bee Contact: Nelle Starr, 886-4123

Where: Members' homes (Northeast) call for directions

When: 3rd Tuesday of the month 1pm

GREEN VALLEY:

North of the Border Contact: Babs Phillips, 393-6557

Where: M & I Bank 270 W. Continental Green Valley,

When: Thursday 9:30 - Noon

NORTHWEST:

Quilting for Others Contact: Mary Meserve, 883-4408

Where: Cactus Quilt Shop,

When: Third Wednesday, 9:30 - Noon

Theme: Tucson Charities

Material Girls Contact: Caroline Schau, 297-9965,

CarolineSchau@comcast.net

Where: Rotate Homes

When: First and Third Thursdays at 1 PM

Quilting After Dark: Call Karen Fisher at 572-8825 or email her at karen@karenfisherartquilts.com to get more details.

CONTINENTAL RANCH/TWIN PEAKS:

Contact: We don't have a contact for this bee

10 Years HMQS

HOME MACHINE QUILTING SHOW

May 9-11, 2013 ♥ Salt Lake City, Utah

\$28,000 in awards for judged quilt competition including:
NEW Modern Quilting category!

Over 100 machine-quilting classes

www.hmqs.org

Online quilt entry
opens Nov. 15th.
Online class registration
opens Jan 10th.

QUILT FIESTA! 2013



Hanging Committee: All non-judged quilts must be brought to the Guild meeting January 8th and 9th. We will be there at 6:00PM on the 8th and 8:30AM on the 9th. Make sure all quilts have sleeves and the Quilt ID labels on them. We will accept quilts up to 11:00AM on the 9th of January. Call Mary Bazzano 297-9576 or Ginny Dove 882-9284 if you cannot make the Guild meeting. Thank you, Mary Bazzano & Ginny Dove

RAFFLE TICKETS: Last call for picking up your tickets at a Guild meeting. And, VERY IMPORTANTLY, returning them. At present, 523 packets of tickets have been picked up but only 214 have been returned. If you really can't sell them, please return them to us so we can try to sell them at the Show. Thanks to all of you who are participating. Remember, there is a \$50 gift card for first place to your favorite quilt shop and a \$25 gift card to your favorite quilt shop for second place.

Call to all Guild Members! The January Guild meetings and Quilt Fiesta! 2013 are fast approaching. Please remember that the **2013 Betty Hayden Award** quilt entries will be on display at the January Guild meetings. Only those present can vote and determine this year's winner. And once again we have some very talented new quilters.

For those members attending the quilt show, don't forget to vote for the **2013 Ed Seright Award** winner. The Ed Seright Award is given out for excellence in quilting workmanship. Our 2012 winner was Lois Podolny, for her quilt 'My Road to Baltimore'. Previous winners include Patty Goodsell in 2011 and 2008, Amy Bright in 2010 and 2005, Kathryn Zimmer in 2009, Penny Allen in 2007, and Sherri Driver in 2006. Ballots and ballot box will be located at the front main table (information/membership). The winner will be announced at the February Guild meetings.

SMALL QUILT AUCTION: HELP WANTED

Thanks to all our quilt donors; we have received 121 small quilts for this year's auction. Once again, we will need assistance during the Quilt Fiesta! Help is needed all day Friday, Saturday, and Sunday morning during the Silent Auction. Volunteers need to be able to walk up and down by the quilts, and to remove quilts and complete some paperwork as they are sold so our buyers can take their purchases home.

On Sunday afternoon, starting at 12:30 we need a few volunteers to assist with the Live Auction sale. Helpers are needed to hold up quilts, to record each selling price and to take a sales slip to the successful bidder so the quilts can be paid for and then picked up.

Please come by the Small Quilt Auction table at the meetings on Tuesday evening or Wednesday morning to sign up, or email me at sally@jldnet.com to volunteer for this job. Thanks for your help. Sally Dickinson, Small Quilt Auction Chairperson

HOSTESS COMMITTEE

I am writing this note as the temperatures are dropping outside and winter seems to be arriving. With winter comes the Tucson Quilt Fiesta and the need for more of you to volunteer.

There are many spots still open, especially on Saturday. Please take some time to check your calendars and commit to the 2 hours of volunteering. We count on and expect you to work. Many of you have already committed to more than 2 hours - in 3 cases you have committed to work three days - all day! You are all my Quilt Angels. This note is aimed to those of you who do not feel you need to help. **WE DO NEED YOUR HELP.** This wonderful Show cannot happen without your help. As part of being a member of the Tucson Quilters Guild you are expected to work one 2 hour shift unless you are over 80 and unable to work.

We have two categories for you to choose from:

1. **STANDING POSITION:** this may mean you will be a greeter at the entrance door and welcome visitors, hand them a program and a door prize ticket. You may be asked to help the Vendor Committee to cover for vendors who need a break. Most standing positions will be as White Glover's - this job will put you in contact with our visitors. We supply you with white gloves. You will be greeting visitors and most importantly, you will be watching to be sure no one touches the quilts except you. You will watch for pens and pencils coming too close to the quilts and enforce the "no food or drink" policy. This is a great way to show our quilts to our visitors and yet be the "quilt police" in a cheerful, friendly, firm way. If we don't fill all our standing positions, the quilts still be on display but won't be guarded - **WE NEED YOU.**

2. **SITTING POSITION:** this is just as important as Standing so please do sign up. We need members to sit at all the various exits to be sure no food or drink come into the Show area. Our dedicated member, LaDonna Black will again be in charge of all of you who help sitting in the back of the Hall. We need sitting people to help at various booths - lunch time at Outreach, at Membership, at the Small Quilt Auction, selling pins and DVD's, etc. We need sitting people checking in our Volunteers, Quilt Angels, and putting wrist bands on guests who will be leaving for a break but are coming back the same day. These are essential posts and **WE NEED YOU.**

When you come to work you **MUST NOT** bring your large purse or shopping bags. There is no check area where you can safely leave these items so, please, leave everything in your car. The best item to have is a "fanny pack" - not the most attractive item but it does solve where to put your car keys, credit cards (a must for the vendor area when you do your shopping), cell phones, Kleenex, camera, etc. and this leaves your hands free to turn quilts with your white gloves. Also, if you are working a Standing position you will be on your feet for 2 hours on a hard concrete floor so wear comfortable, supportive footwear. Layer your clothes because the heating system is uneven and you will probably be both hot and cold during your 2 hour shift. Before you sign in at the Hostess sign-in table, please return any personal belongings and purchases to the trunk of your car and visit the restroom. You will enter the Show through the Hostess Volunteer door which is also the Exit Door. After you check in at the door, please go to the Sign-In table to be assigned to your post. If you are a Quilt Angel, meaning you are working two or more shifts, you also check in at the Hostess Door to come in for your Free admission. If you are working an afternoon shift and want to "do" the Show before your shift, you go to the Hostess Door and check in whenever you arrive. Working your 2 hour shift entitles you to free admission to the Show on the day you work. Join the Quilt Angel brigade and work 2 or more shifts.

You may sign up by going online to Volunteer Spot, sign up at both the January meetings, call 520-818-3810 or 435-640-1963 (my cell phone which will be on during the whole show) or email me at: kathyronhutcheson@yahoo.com.

PLEASE SIGN UP AS SOON AS POSSIBLE. Commit to a 2 hour shift, see the beautiful quilts and bring your brightest smile to welcome and educate our visitors.

Kathy Hutcheson,
Hostess Chairman


TQG BOARD AND COMMITTEES

NEWS

President	Mary Meserve	465-2785
Vice President	Kathy Harris	370-4323
Endowment/Donations	Sally Dickinson	749-9815
Membership	Reilly Zoda	299-7201
Member at Large, Evening	Marie Morris	623-0123
Member at Large, Morning	Esther Ames	444-9729
Programs	Kathy Barton	903-8642
Programs	Mary Blount	818-6409
Quilt Show Co-Chairs	Jean Biddick	749-3022
Quilt Show Co-Chairs	Kathryn Zimmer	749-8947
Secretary	Joline Albaugh	822-1485
Treasurer	Cathy Dargel	746-9246
Bears	Margaret Newman	982-1925
Bees	Margaret Newman	982-1925
Corresponding Secretary	Laurie Mullins	883-3568
Education	Ruth Martin	682-3846
Finance	Marie Morris	623-0123
Guild Pins	Colleen Babcock	405-5478
Guild Pins	Joan Swanson	297-8433
Helping Our Warriors	Laurie Mullins	883-3568
Historian	Cathy Dargel	746-9246
Holiday Block Exchange	Shari Thompson	834-4245
Hospitality	Christine McCollum	748-9165
Library	Donata Pfisterer	760-0309
Library	Kathryn Wald	749-4772
Newsletter	Margaret Newman	982-1925
NQA	Kathy Harris	370-4323
Pattern of the Month	Evelyn George	325-0166
Quilt-a-thon	Colleen Babcock	405-5478
Quilting for Others	Mary Bazzano	297-9576
Raffle Quilt 2013	Kathy Harris	615-0541
Raffle Quilt 2014	Karen Fisher	572-8825
Website	Meg Silvern	572-1984

EMAIL LIST: The Guild now has an email list for easy communication with the members. Please log into the protected area of the website and put your name and email address into the box at the top of the page. After doing this, you will receive an email. You must click on the link after making the link into one long line. If this works, you will receive another email saying you were successful. If you have any problem with this, email me at quilter@tucsonquiltersguild.com. Meg Silvern

Our thoughts and prayers are with Cathy Dargel and family with the passing of her father. He passed quickly in December, and was taken home to Michigan where he was laid to rest.



The Guild Basics

Who:	All Members
What:	Business Meeting —First Wednesday of every month in the Church Classroom General Meetings - Second Wednesday of the month in the morning or the Tuesday evening preceding the second Wednesday - in the Parish Hall.
When:	Business Meeting — 9:30 AM ~ 10:30 AM General Meetings: Tuesday Evening—7:00–9:30 PM. Wednesday—9:30 AM–12:00 PM
Where:	St Frances Cabrini Church 3201 E. Presidio Near Fort Lowell and Country Club
(How): Parking	Guild members are asked to refrain from parking in the spaces in front of the Parish office; the Church wants these spaces to remain open for Church members who have business to attend to in the office. This is the small building to the east of our meeting room. PARKING NOTICE: Tuesday evening attendees: The Church's Family Classes are in session again, so PLEASE DO NOT PARK IN THE FRONT LOT. Use the side or back lot.
Why:	Come to get involved with all aspects of the Guild, to make new friends, learn new quilting skills, share, but most of all, to have FUN .

As promised, here is the recipe for the yummy sweet potato salad that Sandy Woods made for the Holiday Party on Wednesday's guild meeting. Next month will feature another recipe from this year's holiday party.

If you would like to share your recipe, please email it to the Newsletter Editor at: newsletter@tucsonquiltersguild.com.

Sweet Potato Salad

Serves 4-6

Chipotle Vinaigrette

1 4-ounce can chipotle chiles in adobo sauce
1 tablespoon chopped shallot
1 tablespoon lime juice
1 1/2 teaspoons honey
2 tablespoons sherry vinegar
1 1/2 teaspoons molasses
1 small clove garlic, smashed
1 cup canola oil
Kosher salt, to taste
Freshly ground black pepper, to taste

Mix all ingredients in a blender until smooth. Check seasoning and set aside. This will make about 1 1/2 cups; leftover vinaigrette can be stored in the refrigerator for 1- weeks, and used to add flavor to salads, chicken or vegetables.

Salad

2 pounds garnet yams, scrubbed well
2 tablespoons olive oil
Kosher salt
Freshly ground pepper
1/3 cup chopped pecans
1/3 cup dried cranberries
1 cup chopped green onions and tops
Chipotle Vinaigrette

Preheat oven to 325 degrees.

Cut potatoes into 1/4 inch thick slices. Toss with olive oil, salt and pepper. Lay slices in a single layer on a cookie sheet and bake 20-25 minutes. When potatoes are tender, remove from oven and let cool slightly. Layer on serving platter with pecans, dried cranberries, green onions and Chipotle Vinaigrette. Sprinkle with chopped chives. Serve warm or at room temperature.

Tucson Quilters Guild

QUILT FOR A CAUSE - DEADLINE TO RECEIVE QUILTS **JANUARY 1, 2013**

The Auction is drawing near. Evelyn George, our Hanging Coordinator, needs sizes of all the quilts so she can work out her hanging plan at the hospital. This is not an easy task because of railings, signs and other things that cannot be covered.

If you are entering your quilt in the Quilt Fiesta, please mark your tag that it will be picked up at the end of the show by Jeannie Coleman.

We are in desperate need of your help on two specific days. Board Member, Kathy McCulloch, is collecting names, email addresses and phone numbers of people interested in volunteering to hang quilts at TMC on Friday, February 1 and on Auction Day, March 2, 2013. Please contact her at bootsnguns@q.com. If you don't have email, call Kathy at 881-4747. We need many helpers!!!

You may see the Quilts for Sale and read the stories of dedication of each quilt on our website at www.quiltforacause.org. Go to Facebook for further information and news.

Remember to save the date --- Saturday, March 2, 2013 for the Quilt for a Cause Auction of beautiful quilts. The sale of these quilts will help to fight women's cancers.

As always, on behalf of the Board of Directors of Quilt for a Cause, we thank you so much for your support.

Questions? Call Jeannie Coleman – 529-5723

2012/2013 GRANT RECIPIENT CHOSEN

The Endowment committee met early in December and reviewed four grant applications received for this year's Grant program. After much discussion a decision was made to award the Grant of \$1,000 to the Arizona Quilt Study Group. This organization has planned a Quilt Study Regional Study Weekend event to be held at the Arizona Historical Society Museum on 2nd Street here in Tucson. The study weekend will be held on March 22 – 23, 2013 and will be open to the public. Our Grant money will be used to underwrite the cost of the Keynote Speaker, Connie Nordstrom, from New Mexico. Watch for more information about the planned weekend and registration in our next newsletter.

– Sally Dickinson, Endowment/Donations Director

Tucson's Quilt Fiesta! is now on Facebook! Since this is FREE publicity for our show, ask your friends to 'like' the page. What can be better than free?

<https://www.facebook.com/#!/pages/Tucson-Quilt-Fiesta/121887434544473?fref=ts>



Pattern of the Month - January 2013 edited by Evelyn George "Scrap Jar Stars" (12" finished size)

Thanks to Kaye Winalis for suggesting this block, and for obtaining Amber Johnson's permission for us to use it! Please check out Amber's blog <http://alittlebitbiased.blogspot.com> for her tutorial, plus setting and border ideas for a quilt. Thanks, Amber! We love scrappy quilts! For this variation, we've used some shortcuts.



To make one block (12" finished size):

From assorted colors, cut:

12 2" squares

8 3½" squares

From light background, cut:

4 3½" x 6½" rectangles

4 2" x 3½" rectangles

12 2" squares

Strip pieced 4-patches - an alternate method
(easier if you're making lots of blocks):

Cut 2" strips of background and assorted colors;
sew a background strip to each colored strip.
Press seam toward dark; cut into 2" sections.

Sew two *different* sections
together to make scrappy
4-patch units as shown ↓



4-Patches (from 2" squares):

Arrange 2 background 2" squares
alternating with 2 *different* 2" colored
squares and sew together to make a
scrappy 4-patch. Make 4 scrappy 4-patches →
and stitch together for center of block.



Corner Units: Arrange one 2" colored square, one 2" background square and one 2" x 3½" background rectangle as shown. Stitch together to make Corner Unit. ↓ Make 4 identical Corner Units per block, using a different color square for each corner.



Star Point Units: Use a 3½" x 6½" background rectangle and two different 3½" colored squares for each star point unit. Line up a colored square at one end of rectangle, right sides together. Stitch diagonally across the square as shown. Trim corner, leaving ¼" seam allowance. Flip triangle over and press, with seam going toward corner. Place a different colored square at the other end; stitch, trim and press as before. Make 4 *scrappy* Star Point Units ↓ for each block.



Arrange all units to make star, as shown top of page, and stitch together in rows to make block.