



FIESTA NEWS!

Business Meeting Wednesday, November 7, 2012 9:30 AM
General Meetings Tuesday, November 13, 2012 7:00 PM
Wednesday, November 14, 2012 9:30 AM

Have You Seen this Woman?

November brings the return of Margaret Miller, last seen as the featured quilter at our own 2011 Quilt Fiesta. It is hard to believe that it has been that long since Margaret went missing from Tucson and it is equally hard to believe that she has been making quilts, teaching, and writing books for 30 years now.

Throughout her career Margaret has taught the idea of “reaching for the unexpected”, making each quilt a little bit different than the last one either in complexity of design, in the number of colors, or the movement of value across the surface. In fact, our two workshops, “Strips that Sizzle” and “Easy Pieces”, teach students about value and color almost in spite of themselves.



Margaret is best known for putting sets of quilt blocks together in innovative but doable ways. But what she has returned to again and again is changing the angles. Moving away from the typical 45 and 90 degree angles, she finds this opens up refreshing possibilities in both block design and new settings for them.



Presidents Message

My Goodness! November already? It always amazes me how fast the year goes by.

I hope you all have your President's Challenge quilts ready to turn in. I wish I could have participated, it sounded like a fun quilt to make. There are a lot of fun guild activities coming up and I hope you have time to get involved in Your Guild.

Happy Thanksgiving! Mary



Tucson Quilters Guild

QUILT FOR A CAUSE - QUILT DONATIONS

January 1, 2013 is our deadline to receive your quilts for our auction. Please try and get them to us as soon as they are ready, especially if you are exhibiting them in the Quilt Fiesta.

You may drop off your donation quilt to any of your favorite quilt shops. We have another new quilt shop to add to the list of drop off locations. They are Eagle Wings/AZ Vac and Sew located at 3949 E. 29th St., Suite 701. Be sure you give a courtesy call at 529-5723 to let me know that you have dropped off your quilt at one of these locations.

Of the 149 quilts we have received so far, 113 of them are hanging in the community in doctors' offices and image centers. Twelve have been sold already. Check them out in the Quilt Gallery on our website quiltforacause.org. All you have to do is enter the name of the quilt designer in the search box.

We'll accept your quilts at the November and December TQG meetings. Thank you so much for giving us such a great start.

Jeannie Coleman - 529-5723

Upcoming Workshops

November 15 & 16: Margaret Miller - "Strips that Sizzle" and "Easy Pieces" - Space Available in "Strips that Sizzle"

February 14 & 15: Larkin Van Horn - "Shattered Circles" and "A Touch of Silk" - Space Available

March 14 & 15: Pat Sloan - "Wild and Free" and "Easy Machine Appliqué" - Space Available

April 11 & 12: Mickey Depree - "Pieced Hexie Buffet" and "Permission to Play" - Space Available

May 9 & 10: Esterita Austin - "Sheers to You" and "Rock, Wood, Water" - Sign Ups Begin in November

For further information, check out the information on our webpage:

1254

<http://www.tucsonquiltersguild.com/programs.html>

Registration opens six months in advance of each workshop before the start of the Business Meeting.

The member fee for workshops is \$50. The fee for non-members is \$75. More information on class policies and fees is available on the website.

GUILD NEWS, NEWS, NEWS

LIBRARY INFORMATION

Tuesday Evening Meetings: Open from 5:30 to 7pm only.
Wednesday Morning Meetings: Open from 8:30 to 9:30 and during the break.

To renew books: Call Donata Pfisterer the day before the meeting at 733-9557 or email her at:
donatap@photonengr.com.

On your marks, get set, and GO! It's time to get those Holiday Blocks created!!

Be sure to stop by the "TABLE BEE" at our November general meeting for last minute inspiration, comments, etc. Why make a block? What can I do with a block? I'll have some ideas for you at the BEE!

Shari Thompson

SMALL QUILT AUCTION: The deadline for turning in your small quilt donations for our annual auction is this month. All quilts need to be turned in by November 14, or postmarked by that date. All quilts must have a 2" sleeve stitched across the top of the back side of the quilt. Adding a label is optional, though some basic information - quilt name, date of completion, and name of the quilt maker - is a nice addition for the quilt buyer. Also, an entry form, link available on the main page of our website, needs to be attached with a straight pin to the back of the quilt. We look forward to receiving all your entries for the auction. Thanks. – Sally Dickinson, Small Quilt Auction Chair person

The submission deadline for articles for the December Newsletter is Wednesday, November 21, 2012. Articles should be sent to :
newsletter@tucsonquiltersguild.com
Newsletter Editor is Margaret Newman



BEES, BEES, BEES—Updated!

CENTRAL AREA:

Art Quilters Contact: Barbara Hall, 622-9268, or rbarber21@cox.net

Where: Bella Quiltworks;

When: Third Wednesday at 10 AM

Himmel Park Contact: Ruth Campbell, 792-1639

Where: Himmel Park Library,

When: Third Wednesday at 6 PM

EAST SIDE:

Eastside Evening Bee Contact: Connie Weigel, 760-7728 or xuxala@msn.com

Where: Unity Peace Church, 1515 S Eastside Loop

When: First Thursday of the month 6:30-9PM

Siesta Bee Contact: Nelle Starr, 886-4123

Where: Members' homes (Northeast) call for directions

When: 3rd Tuesday of the month 1pm

GREEN VALLEY:

North of the Border Contact: Babs Phillips, 393-6557

Where: M & I Bank 270 W. Continental Green Valley,

When: Thursday 9:30 - Noon

NORTHWEST:

Quilting for Others Contact: Mary Meserve, 883-4408

Where: Cactus Quilt Shop,

When: Third Wednesday, 9:30 – Noon

Theme: Tucson Charities

1308

Material Girls Contact: Caroline Schau, 297-9965,

CarolineSchau@comcast.net

Where: Rotate Homes

When: First and Third Thursdays at 1 PM

Quilting After Dark: Call Karen Fisher at 572-8825 or email her at karen@karenfisherartquilts.com to get more details.

CONTINENTAL RANCH/TWIN PEAKS:

Contact: We don't have a contact for this bee



Newsletter game: Don't tell your friends! Keep it a secret. Five more membership numbers have been hidden in this newsletter. If one of them is yours, let me know at the next meeting or by contacting me if you can't attend, and you will win a prize. Mary Meserve, 520-883-4408, marymes@aol.com.

Tucson's Quilt Fiesta! is now on Facebook! Since this is FREE publicity for our show, ask your friends to 'like' the page. What can be better than free? <http://www.facebook.com/pages/Tucson-Quilt-Fiesta/>

Quilt Fiesta! Raffle Quilt for 2015 We have had a new idea for our raffle quilt design. There are so many talented designers in our guild that we thought we would have a design contest. Guild Members can design a quilt beautiful enough for our Raffle Quilt, and we will let guild members vote on which one they want. For more information please call me or send me an email. Mary Meserve, (520) 883-4408 or marymes@aol.com.

QUILT FIESTA! 2013



Betty Hayden Award: Quilt Show entries are due this month. Don't forget if you've been quilting less than 3 years that you could be eligible for the Betty Hayden Award. Other requirements are that you did all the sewing yourself (piecing, appliqué-if there is, quilting-hand or machine, binding, etc.) and that this is the first time that you are entering a quilt in any quilt show.

Quilts do not need to be original designs but as always credit must be given to the designer and/or source of the pattern. You do not need to have your quilt judged by the professional judges at the show but this can be a useful source of comments to help you improve your quilting skills.

Quilts are displayed at our January Guild meeting and the winner is selected by vote of all guild members present. A special ribbon will be awarded and hung with the quilt at the quilt show. For more information or questions please contact Alice Wilder (wilderonline@comcast.net).

Kids Row: Are you teaching your child to quilt? Are they taking a class at a shop? We encourage you to start thinking of having your child or grandchildren enter his/her quilt in the Quilt Fiesta 2013. We would like to see more children's quilts entered. What a thrill for them to see their own creations displayed at the quilt show—they will be so proud when they receive their ribbon! Kids should be age 17 or younger. All work on the quilts should be done by the child (adults may help with the quilting and binding). I will have entry forms at the guild meetings, at all the local quilt shops this fall and there will be a copy on our guild website for you to print out. Deadline for Kids Row entry in the show is November 14, 2012. For information contact: Pat Morris 749-4806 or email: morrispc@yahoo.com, or Jean Owara at 298-6325.

RAFFLE TICKETS: A reminder to members: Please pick up your raffle ticket packets for our beautiful quilt, "HOT SALSA", available at the back of our meeting room at Guild. Tickets are \$1 each or 6 for \$5. Included in the packet are 12 tickets, a picture of the quilt and instructions for returning money and stubs. Members can also turn in their stubs and money for tickets already sold and they can pick up ADDITIONAL tickets. Please do your part in helping our Guild raise funds to provide all the wonderful things that our Guild does throughout the year.

Attention Quilters: Do you have any new patterns and never got around to making them? How about those three new rulers you bought but you still use the same old one? Don't forget that bundle of flower fabric you got as a gift for Christmas, and didn't really like. If you have answered yes to any of these questions then I have the answer for you! The Door Prize Committee for the quilt show will be happy to take them off your hands.

A donation box will be at each meeting starting in September. Please feel free to drop off your donations, big or small. This is a very popular and fun part of the quilt show, one that each of us can participate in. If you have something and you can't get to a meeting, please contact Chris McCollum at (520) 748-9165 during the day, or Marie Luongo at (520) 495-5791 during the day, or Janice Hester at (520) 296-6234 in the evening.

QUILT FIESTA! 2013



Thank you to everyone who entered their quilts in our 2013 Quilt Fiesta Show. There was some misunderstanding about the entry fee. Everyone should have paid a \$1 entry fee whether they entered one or three quilts. A few of you failed to include your \$1 entry fee when you paid your \$5 judging fee so your quilts will be judged but will **NOT** be entered into the show unless you pay your \$1 entry fee. You can bring it to me at the next guild meeting. Several of you paid \$1 for each quilt entered. This fee is **per person** and **NOT per quilt**. I will be at both meetings next month to return the extra dollar(s) to you.

Sometime in November I will post the list of quilt entries received on the password protected page on our website. Please check it to make sure your quilt is listed and the quilt title is spelled correctly. Thank you from Joey, entries committee.

MARK YOUR CALENDER FOR JANUARY 8th AND JANUARY 9th.

2241

ALL QUILTS THAT ARE NOT BEING JUDGED NEED TO BE TURNED IN TO THE HANGING COMMITTEE NO LATER THAN JANUARY 9th.

QUILTS NOT BEING JUDGED THAT ARE ELIGIBLE FOR THE BETTY HAYDEN AWARD MUST BE TURNED IN AT THE BEGINNING OF THE TUESDAY EVENING MEETING, JANUARY 8, 2013

THE HANGING COMMITTEE Mary Bazzano, Ginny Dove, Sharon Runyon, Shari Thompson

Takedown for the 2013 Quilt Fiesta

Anyone wishing to participate in Takedown for the 2013 Quilt Fiesta, please email Charlene Didjurgis, pach10@comcast.net or call me at 886-2040.

For those who do participate in Takedown we will have your name on a list at the front door so that you may enter the Hall anytime after 1PM on Sunday without having to purchase a ticket.



HANGING 2013: This year is flying by and it is time again to start signing up for the 2013 Quilt Show. Setup Day is Wednesday, January 9th and Hanging Day is Thursday, January 10th. We will have two sign-up lists this year, (1) for each day.

We need about 15 to 20 people to help us setup on Wednesday the 9th of January about 11:00AM at TCC. We can use men and women. Please bring ladders if possible.

To sign up for Wednesday morning you can email me (Mary Bazzano) at Quilt362@yahoo.com or 520-297-9576. If you want to help with Hanging on Thursday, email Ginny Dove at gdovecat@aol.com. We will be at the Guild meeting for sign up through December. Come and see us. We need your help to make the show a success. The Hanging Committee

The New Member Gathering will be held on November 26, from 6:30 to 8:30 in the meeting hall at the church. We look forward to seeing all of our new members there.

TQG BOARD AND COMMITTEES

President	Mary Meserve	883-4408, 465-2785
Vice President	Kathy Harris	370-4323
Secretary	Joline Albaugh	882-1485
Treasurer	Cathy Dargel	746-9246
Quilt Show Co-Chairs	Jean Biddick	749-3022
Quilt Show Co-Chairs	Kathryn Zimmer	749-8947
Member at Large, Evening	Marie Morris	623-0123
Member at Large, Morning	Esther Ames	444-9729
Endowment/Donations	Sally Dickinson	749-9815
Membership	Reilly Zoda	299-7201
Programs	Kathy Barton	903-8642
Programs	Mary Blount	818-6409
Bears	Margaret Newman	883-4408
Bees	Margaret Newman	883-4408
Pattern of the Month	Evelyn George	325-0166
Corresponding Secretary	Laurie Mullins	883-3568
Education	Ruth Martin	682-3846
Guild Pins	Colleen Babcock	405-5478
Guild Pins	Joan Swanson	297-8433
Historian	Cathy Dargel	746-9246
Hospitality	Christine McCollum	748-9165
Library	Donata Pfisterer	760-0309
Library	Kathryn Wald	749-4772
Newsletter	Margaret Newman	883-4408
NQA	Kathy Harris	370-4323
Finance	Marie Morris	623-0123
Quilt-a-thon	Colleen Babcock	405-5478
Quilting for Others	Mary Bazzano	297-9576
Helping Our Warriors	Laurie Mullins	883-3568
Raffle Quilt 2013	Kathy Harris	615-0541
Raffle Quilt 2014	Karen Fisher	572-8825
Holiday Block Exchange	Shari Thompson	834-4245
Website	Meg Silvern	572-1984



NEWS

EMAIL LIST: The Guild now has an email list for easy communication with the members. Please log into the protected area of the website and put your name and email address into the box at the top of the page. After doing this, you will receive an email. You must click on the link after making the link into one long line. If this works, you will receive another email saying you were successful. If you have any problem with this, email me at quilter@tucsonquiltersguild.com. Meg Silvern

Publish your pattern with **alphagraphics**. Flyers, patterns, booklets, paperback books! Great prices. Local source. (520) 297-7371, 7306 N. Oracle Road.

Advertising in our newsletter:

Members: \$5.00 for small want ads for Quilting/sewing related items. Quilt related businesses: \$25 business, card size, \$50 1/4 page, \$100 half page. The ad goes to the newsletter editor at newsletter@tucsonquiltersguild.com, Margaret Newman. The money goes to the Treasurer, Cathy Dargel. You can hand her the check at a guild meeting or mail the check (not cash) to: Tucson Quilters Guild
Cathy Dargel, Treasurer
PO Box 14454
Tucson, Arizona 85732-4454

The Guild Basics

Who:	All Members
What:	Business Meeting —First Wednesday of every month in the Church Classroom General Meetings - Second Wednesday of the month in the morning or the Tuesday evening preceding the second Wednesday - in the Parish Hall.
When:	Business Meeting — 9:30 AM ~ 10:30 AM General Meetings: Tuesday Evening—7:00~9:30 PM. Wednesday—9:30 AM~12:00 PM
Where:	St Frances Cabrini Church 3201 E. Presidio Near Fort Lowell and Country Club
(How): Parking	Guild members are asked to refrain from parking in the spaces in front of the Parish office; the Church wants these spaces to remain open for Church members who have business to attend to in the office. This is the small building to the east of our meeting room. PARKING NOTICE: Tuesday evening attendees: The Church's Family Classes are in session again, so PLEASE DO NOT PARK IN THE FRONT LOT. Use the side or back lot.
Why:	Come to get involved with all aspects of the Guild, to make new friends, learn new quilting skills, share, but most of all, to have FUN .

Tucson Quilters Guild

HOSTESS COMMITTEE: I am so pleased by your response to the invitations sent out by Volunteer Spot and by the numbers of members who signed up at the meetings.

We still have many openings so, please, SIGN UP SOON. The most openings are on Saturday, January 12th - all day and on the Friday January 11th afternoon shifts. Remember you can come to work in the afternoon and enter the Show in the morning. Your name will be on the Hostess list by the Hostess Entry door for the day you have volunteered and you can enter any time during that day.

If you are over 80 years old and can no longer work a shift, you must register with Jean Biddick or Kathy Zimmer to be able to enter the Show free of charge.

For those of you who are new to the Guild, I wanted to mention that the Quilt Show is huge and succeeds each year because all the members help. The Standing and Sitting Hostess jobs are fun, only take 2 hours out of your whole year, and are a great way to share our love and excitement of quilting to our guests. The quality of the quilts creates so much enthusiasm and interest.

When you sign up to do a Standing job, most of you will be assigned to be White glove people - we will supply you with your white gloves, a Hostess ribbon and a spot to stand. You will need to familiarize yourself with the quilts in your area and then your work begins. With a big smile, welcome visitors to your area and offer to turn quilts so they can see any interesting backs or labels. If necessary, remind visitors that they MUST NOT TOUCH the quilts or have pencils or pens near the quilts. You are our police force - welcoming visitors while protecting the quilts. Safety of the quilts is most important.

If you signed up for a Sitting job, you might be asked to sit by one of the Exit doors either at the front or rear of the Hall making sure people don't try to enter without tickets or with food. Many of the committees need helpers so you might be selling DVD's, giving the public information on our Outreach work, encouraging interested people in becoming members, helping with the Small Quilt Auction, or with other committee areas. These are very important positions and we need you.

Whether you are standing or sitting, please make sure you will be comfortably dressed. If standing wear good comfortable shoes - the concrete becomes hard after 2 hours. You cannot have a purse with you so try to wear a fanny pack - I personally don't like them but have come to realize that they do have a purpose and the main purpose is for to use at a quilt show. You can load tons of things in one - car keys, Kleenex, wallet, and a camera- then your hands are free to turn quilts for visitors. There is NO storage for personal items at the Show so you will need to leave items at home or in your car trunk. Please keep this in mind when planning your day.

This is just a quick introduction for you, our new members, and a refresher course for returning volunteers. Many thanks to those of you who have signed up and for the rest:

1964

[SIGN UP NOW](#)

[SIGN UP NOW](#)

[SIGN UP NOW](#)

[SIGN UP NOW](#)

[SIGN UP NOW](#)

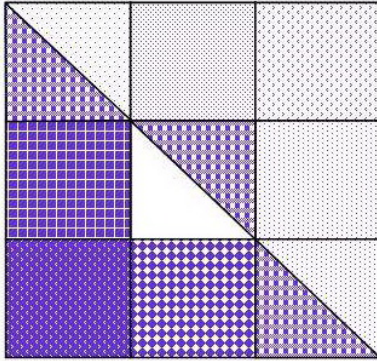
[SIGN UP NOW](#)

[SIGN UP NOW](#)



Tucson Quilters Guild

President's Thank You Block



It's that time once again to make our Thank You blocks for our outgoing President, Mary Meserve. As we all know, Mary LOVES Purple!

We will be making a 6.5" UNFINISHED block, using Purples and lights (pale lavender to white, your choice)

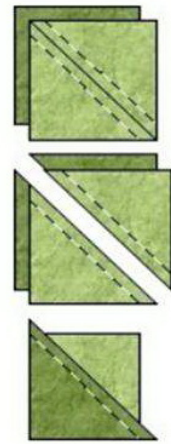
Blocks are due to VP Kathy Harris by the January 2013 meeting.

USING SCRAPPY FABRICS:

Cut 3 each of lights and darks, 2.5" square.

Cut 2 squares each light and dark, 2 & 7/8"

Using the 2 & 7/8" squares, layer light and darks right sides together, draw a line on the diagonal, sew 1/4" on each side of line. Cut apart on line. Press to the dark and trim off ears. You will use only 3 of the 1/2 square triangles. Assemble as shown. Block should measure 6.5" UNFINISHED



10 Years HMQS

HOME MACHINE QUILTING SHOW

May 9-11, 2013 ♥ Salt Lake City, Utah

Online quilt entry
opens Nov. 15th.
Online class registration
opens Jan 10th.

\$28,000 in awards for judged quilt competition including:
NEW Modern Quilting category!

♥
Over 100 machine-quilting classes

www.hmqs.org



Singer Featherweight II
Needle Threader, eight different stitches.
All accessories, Like New, Great for classes.
Vinyl carrying case included.
\$125.00
Contact Sandy Rakow 885-2482



GRACE Z44 QUILT FRAME

Cherry finish, like new.
\$200.

Green Valley, 520-344-
8802 before 8 PM.

November 2012 Newsletter

Bed Turning

We have quilts! Thanks to each of you who submitted quilt entries for *Quilt Fiesta's* 2013 Bed Turning. The quality of the quilts is impressive; we loved each quilt and regret not being able to take each. The committee is excited about the quilts. Judy Breneman, quilt historian, is preparing some quilt history for the narration describing the quilts. We know you'll enjoy.

Owners of the accepted quilts will be notified by email when and where to take their quilts for the 2013 bed turning. Owners who elect to have their quilts documented will complete their portion of the documentation at that time.

Please contact Sue Franklin at 520.825.3962 (cell 520.490.4721) or suevette63@comcast.net, or Judy Breneman at 520.730.0114 or judyanneb@cox.net or Sheryl Verts at 520.825.9748 or ksheryl@yahoo.com with questions

2238

IF YOUR QUILT FIESTA ENTRY IS TO BE JUDGED:

Remember that the Fiesta is earlier this year and so is the collection of quilts for judging. Please read your acceptance letter carefully...especially with regard to the hanging sleeve, quilt bag and cleanliness of your quilt.

QUILT ENTRIES WHICH ARE TO BE JUDGED should be turned in one of the following days:

Saturday, December 29, 2012 at Cactus Quilt Shop from 11AM to 2PM only or

Thursday January 3, 2013 at Quilter's Market from 11AM to 2PM only.

If you cannot bring your quilt entry to one of these drop-off locations at these times, be sure to ask a friend to turn in your entry.

We look forward to seeing all your beautiful quilts but please note that no quilts will be accepted for judging after 2PM on January 3rd.

QUILT ENTRIES WHICH ARE NOT TO BE JUDGED WILL BE COLLECTED AT THE GUILD GENERAL MEETINGS IN JANUARY.

Reminder to all guild members. Four positions need to be filled for the guild to begin our fiscal year March 1st 2013. The positions are for President, Vice-President, Member at large for the evening meeting and Quilt Show Chair person. These are two year terms. What a terrific chance to take a part in the guild and to get to know everyone. Quilters are fantastic people to know and enjoy and this guild is no exception. If any one has any questions as to what is required for each position can read the duties on our web page, talk to current office holders or talk to any one of the three nomination committee members. The nomination committee consists of Mary Bazzano, Alice Wilder and Joan Swanson.




Pattern of the Month - November 2012

by Evelyn George

"Autumn Leaf" (9" x 9" finished)

Here's a classic leaf pattern that is quick to make using our shortcut technique, and it's fun to use in so many ways for your Autumn decor—table runner, place mats, potholders, wall hanging, or any size quilt. Why not try some in fall-colored batiks, autumn prints, or your favorite fabrics?



For each block you need:

Leaf - two 4" squares, three $3\frac{1}{2}$ " squares, and one $1\frac{1}{2}$ " x $5\frac{1}{2}$ " rectangle (stem)

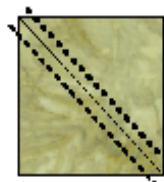
Background - two 4" squares and two $3\frac{1}{2}$ " squares

The leaf points are made with Half-square Triangles:


Use the 4" squares of leaf and background fabrics (2 of each). Draw a line diagonally from corner to corner on wrong side of each background square. Place it on top of a leaf square, right sides together, lining up edges evenly. Stitch squares together $\frac{1}{4}$ " from drawn line, on both sides of line. Cut on drawn line, and unfold to make two half-square triangles. Press open, pressing seam toward dark. Repeat to make 4 Half-square Triangles, for leaf points.



Draw diagonal line



Stitch




Cut apart



*Press open = 2 Half-square Triangles
(Note: Trim, squaring them to $3\frac{1}{2}$ ")*

Stem:

Fold over $\frac{1}{4}$ " on long sides of the $1\frac{1}{2}$ " x $5\frac{1}{2}$ " rectangle of leaf fabric and press, to make stem (about 1" wide, more or less is OK). Lay stem diagonally across one of the $3\frac{1}{2}$ " background squares, making sure it completely covers corners of square. Check reverse side, to see that it is centered. Pin; topstitch in place. Trim off excess fabric at corners, to match the background square.



Stem

Leaf Block:

Arrange remaining plain $3\frac{1}{2}$ " squares, the 4 Half-square Triangles, and Stem so they form a leaf shape as shown at top of page. Using a $\frac{1}{4}$ " seam allowance, stitch together into rows; press row seams in opposite directions. Join rows to make the Autumn Leaf Block. Make as many blocks as you need for your project.

See Pattern of the Month section on TQG website for project ideas using Autumn Leaf Blocks!