



FIESTA NEWS!



Business Meeting Wednesday, July 10, 2012 6:30 PM
General Meetings Tuesday, July 10, 2012 7:00 PM
Wednesday, July 11, 2012 9:30 AM

July Program to Highlight 4 of our Own Quilting Rock Stars

If you attended the 2012 quilt show I am sure that you were awed, as we were, by the tremendous work done within our own guild. This month we want to highlight some of our award winners and give them an opportunity to tell you how they started, what inspires them, what they learned while making their last quilts, and what advice they would give to the rest of us still working to improve our skills and finding our quilting voices.

George Magee – George was born and raised in Louisiana, studied architecture at the University of Illinois, and practiced his trade out of Mt. Vernon and Naperville IL. He retired in 1992 to travel the country in a motor home for 2 ½ years with his wife. They discovered Tucson during this time and moved to Oro Valley in 1995. George says that since he was “never any good at sketching or painting” he found quilting in 2002 to be a good creative outlet. Besides winning awards at our Guild show, George was very pleased to have the pattern for one of his quilts published in the October 2006 issue of Quilter’s Newsletter Magazine.

Patty Goodsell – Patty considers herself a traditional quilter, always preferring hand appliqué and hand quilting over other methods. This seems fitting since she learned her first embroidery stitches from her grandmother at the age of 7. Later, she learned to quilt as well to honor this same grandmother. For the first 30 years Patty’s quilts were machine-pieced using traditional patterns, but after retirement she wanted to challenge herself and learn to hand appliqué. Her first quilt using this method, “Nature’s Garden”, won 1st place that year at the Tucson Quilt Fiesta Show. Another quilt, “Magical Medallions”, went on to win multiple awards in Arizona, was juried into the 2008 International Quilt Show in Houston and appears in the 2010 AQS Quilt Art Engagement Calendar.

Jean Biddick – I first saw one of Jean’s quilts in an AQS book, “New Quilts from an Old Favorite,” where her quilt, “Saratoga Sunshine”, was a finalist in the Burgoyne Surrounded challenge. Although she had always been a stitcher, she chose teaching math as her profession. In Jean’s words, “Quilt making grew slowly and steadily to a place of increasing importance in my life”. She now combines these two passions and teaches her techniques across the country. Her specialty is creating machine pieced masterpieces.

Karen Fisher – Karen earned her Bachelor of Fine Arts degree in sculpture at the University of Arizona, but after years of working in ceramics she finally found her way to quilting. She told me recently that she prefers to use commercial fabrics in all of her quilts. Several of Karen’s quilts have won awards, not just in Tucson, but in shows across the country. Most recently her quilt, “Heart of Arizona”, was selected for the print advertisement for “100 Years 100 Quilts” Arizona Centennial Exhibition.

QUILT FOR A CAUSE UPDATE and EXCITING NEWS!

If you haven't already started a quilt for us, we could use more baby quilts. They are very popular sellers. All types are welcome, but we prefer that the sizes be no larger than 90" in any one direction.

Our most EXCITING NEWS is that, in answer to our grant request, we received a check in the amount of \$25,000 from the William and Mary Ross Foundation. They are impressed with your tireless work in making these quilts and raising money to help in the fight against women's cancers. So thank you once again for all that you are doing.

For those of you who are new to the Tucson Quilters Guild, please let us explain what Quilt for a Cause is all about. Our Mission Statement is to use the art and business of quilting to pursue medical advances against breast and gynecological cancers. Funds will be raised for research, to continue the education of medical professionals, and to support clinical organizations that raise awareness, offer detection, and provide treatment to all women.

Since our first auction of quilts in 2003, we have raised more than \$525,000. Many of you have been working on your quilts for our next auction to be held on March 2, 2013. Keep up the good work. To date we have received 68 quilts. You may see them in the Quilt Gallery on our website www.quiltforacause.org. Check us out on Facebook as well. In July we will be hanging your quilts out in the community.

Thank you so much for your support!
Jeannie Coleman

HOW: Help Our Warriors:

We need people to make twin size quilts, lap quilts (3'x5'), baby blankets (3'x3'), heart pillows, shawls, and tote bags. Many people in the guild also knit or crochet. We could use socks (white), baby blankets (3'x3'), knitted or crocheted caps, and shawls. Remember, these days not all soldiers are men.

If you have any questions, please call Laurie Mullins at home: 520-883-3568 or cellphone: 520-252-5216. Look for us on Facebook!

For sale: Pfaff Creative fabric Mover with Stitch Control.

It is compatible with Pfaff Creative Series Performance and Expression lines. It was bought new from Cathey's, Tucson and used only once (less than 2 hours) for a demo. It is in the original packaging, with the sales slip. \$250.00/OBO. All proceeds will be donated to Quilt For a Cause. Contact kateor08@gmail.com, Kate O'Rielly.

If you need to receive the newsletter via regular mail, email Reilly at membership@TucsonQuiltersGuild.com.

Upcoming Workshops

July - Tucson Quilt Rock Stars

September - Karen Buckley - "Ocean Sunrise" and "Garden Medley" - Space Available

October - Jane Davila - "Outer Limits" and "Fabric Postcards" - Space Available

November - Margaret Miller - "Strips that Sizzle" and "Easy Pieces" - Space Available

For further information, check out the information on our webpage:

<http://www.tucsonquiltersguild.com/programs.html>

Registration opens six months in advance of each workshop before the start of the Business Meeting. The member fee for workshops is \$50. The fee for non-members is \$75. More information on class policies and fees is available on the website.

GUILD NEWS, NEWS, NEWS

President's Challenge 2012: This year the President's Challenge will be "Celebrations." The only requirements will be size at 120" around the perimeter. This means it *cannot* be bigger around the whole quilt than 120"! Also, you need to put a sleeve on the back. They just look so much better hanging at the quilt show with a sleeve. So have fun and show us what you like to celebrate!

Ideas: Family, country, sisters, children, pets... what will you come up with??

LIBRARY INFORMATION


Tuesday Evening Meetings: Open from 5:30 to 7pm only.
Wednesday Morning Meetings: Open from 8:30 to 9:30 and during the break.

To renew books: Call Donata Pfisterer the day before the meeting at 733-9557 or email her at: donatap@photonengr.com.

2012 Quilt-a-thon is underway! The Teen Outreach Pregnancy Services group will be our charity this year. We'll be making baby quilts and quilts for kids 5 and under. The dates are August 7, 2012, from 7:00 pm to 9:00 pm and August 8, 2012, from 9:00 am to 3 pm. Please plan on joining us, sign up during the June and July regular meetings or send me an email at cjquilts@att.net. Be sure to include what day you plan on coming and what task you'd like to do.
—Colleen Babcock.

Tricks and Tips: Pick up some old pillowcases at the thrift store (or your closet!) Fill them with your old batting and fabric scraps. Sew across the body in channels or just sew shut at the opening. You have just created a dog bed to donate to the shelter! -Kathy Harris

The submission deadline
for articles for the
August Newsletter is
Wednesday, July 18, 2012.
Articles should be sent to :
newsletter@tucsonquiltersguild.com
Newsletter Editor is Margaret Newman



BEES, BEES, BEES—Updated!

CENTRAL AREA:

Art Quilters Contact: Barbara Hall, 622-9268,
or rbarber21@cox.net

Where: Bella Quiltworks;

When: Third Wednesday at 10 AM

Himmel Park Contact: Ruth Campbell, 792-1639

Where: Himmel Park Library,

When: Third Wednesday at 6 PM

EAST SIDE:

Eastside Evening Bee Contact: Connie Weigel, 760-7728
or xuxala@msn.com

Where: Unity Peace Church, 1515 S Eastside Loop

When: First Thursday of the month 6:30-9PM

Siesta Bee Contact: Nelle Starr, 886-4123

Where: Members' homes (Northeast) call for directions

When: 3rd Tuesday of the month 1pm

GREEN VALLEY:

North of the Border Contact: Babs Phillips, 393-6557

Where: M & I Bank 270 W. Continental Green Valley,

When: Thursday 9:30 - Noon

NORTHWEST:

Quilting for Others Contact: Mary Meserve, 883-4408

Where: Cactus Quilt Shop,

When: Third Wednesday, 9:30 – Noon

Theme: Tucson Charities

Material Girls Contact: Caroline Schau, 297-9965,

CarolineSchau@comcast.net


Where: Rotate Homes

When: First and Third Thursdays at 1 PM

New Bee: Call Karen Fisher at 572-8825 or email me at
karen@karenfisherartquilts.com to get more details.

CONTINENTAL RANCH/TWIN PEAKS:

Contact: We don't have a contact for this bee



QUILT FIESTA! 2013



2013 Quilt Show

Total Packets Picked Up	Total Packets Returned
850	850
825	825
800	800
775	775
750	750
725	725
700	700
675	675
650	650
625	625
600	600
575	575
550	550
525	525
500	500
475	475
450	450
425	425
400	400
375	375
350	350
325	325
300	300
275	275
250	250
225	225
200	200
175	175
150	150
125	125
100	100
75	75
50	50
25	25
0	0

RAFFLE TICKETS: A reminder to members: Please pick up your raffle ticket packets for our beautiful quilt, "HOT SALSA", available at the back of our meeting room at the Guild meetings. Each member is asked to sell or purchase at least one packet. Tickets are \$1 each or 6 for \$5. Included in the packet are 12 tickets, a picture of the quilt, and instructions for returning money and stubs. Please do your part in helping our Guild raise funds to provide all the wonderful things that our Guild does throughout the year.

Raffle Ticket Sales: As of our Guild meeting of 6/12/12, we had distributed 151 packets and the Membership had returned 25. Let's see what progress we can make by July in equalizing the number returned and those distributed. Watch monthly for our progress.

Thank you, Pam Ashbaugh and Mary McLaughlin

Kids Row: Are you teaching your child to quilt? Are they taking a class at a shop? We encourage you to start thinking of having your child or grandchildren enter his/her quilt in the Quilt Fiesta 2013. We would like to see more children's quilts entered. What a thrill for them to see their own creations displayed at the quilt show—they will be so proud when they receive their ribbon! Kids should be age 17 or younger. All work on the quilts should be done by the child (adults may help with the quilting and binding). I will have entry forms at the guild meetings, at all the local quilt shops this fall and there will be a copy on our guild website for you to print out. Deadline for Kids Row entry in the show is Nov. 14, 2012. For information contact: Pat Morris 749-4806 or Jean Owara 298-6325 Or email: morrispc@yahoo.com

Bed Turning: A big thank you to Sandy Woods and Tina Willis for making bags to transport quilts to and fro for the 2013 bed turning. Also, thanks to Carol Zupancic for supplying a bag to use as a sample pattern. My transport job will be so much easier than in past years.

Now, *Guild* members, begin searching....grandmother's attic, your quilt stash, or favorite antique haunts for treasures for *Quilt Fiesta*, 2013. A humble scrap bed covering or a sophisticated Baltimore Beauty...or something in between would be welcome in the bed turning. Whatever you have, consider entering your vintage quilt in the 2013 bed turning.

A bed turning provides the audience an exceptional opportunity to view disparate heirloom quilts for similarities and differences. We'll showcase the utility quilts and the "best" quilts, that *Guild* members and their families cherished over time.

Applications for bed turning are on the *Guild* web site and also will be available at the September meetings. Meanwhile, please contact Sue Franklin at 520.825.3962 or 520.490.4721 (cell) (suevette63@comcast.net) with questions. Thank you!

2012 HOLIDAY BLOCK EXCHANGE

Are you new to our Guild and don't know about the Holiday Block Exchange? Each Tucson Quilters Guild Member is invited and encouraged to create a Holiday quilt block for the annual Holiday Block Exchange. All you have to do is create a block that is a 12½ by 12½ inch square. Then pin a detachable muslin label that has the following information printed on it:

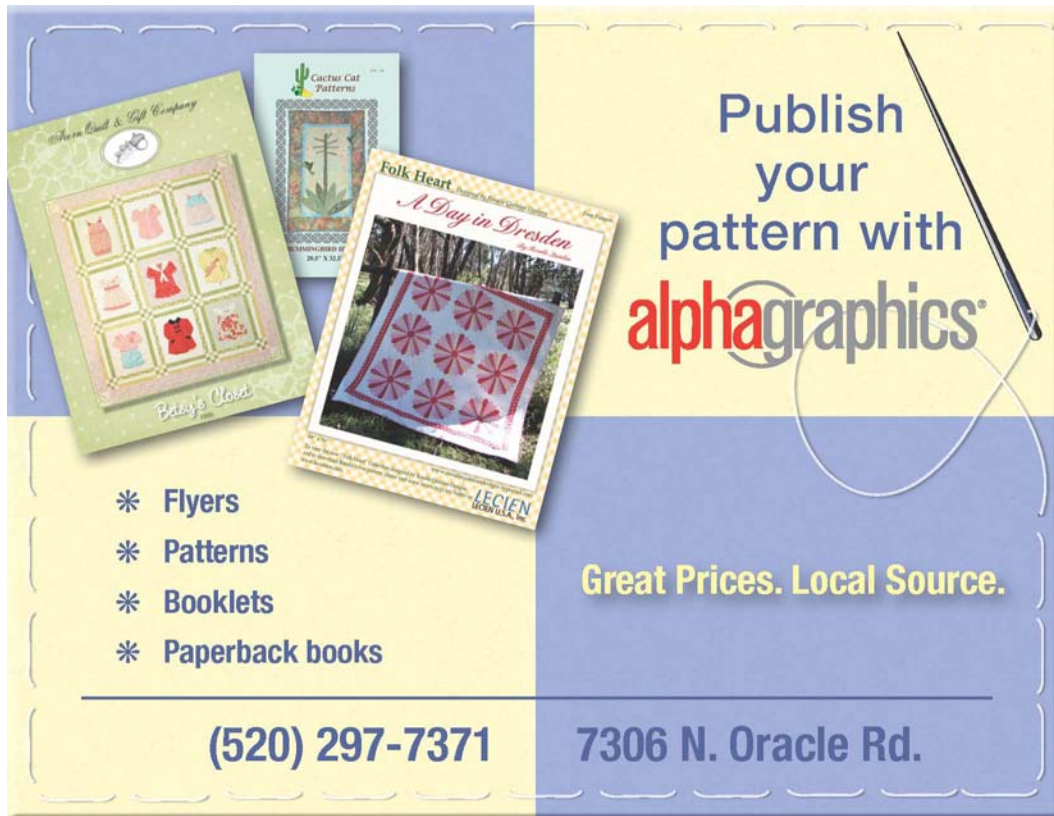
Made by: _____

Date: _____

Owned by: _____

Title: (optional) _____

For more information refer to the left sidebar under the membership login area on our website! Be sure to check out last year's award winning blocks.



Publish
your
pattern with
alphagraphics

- * Flyers
- * Patterns
- * Booklets
- * Paperback books

Great Prices. Local Source.

(520) 297-7371 7306 N. Oracle Rd.

The advertisement features a collage of quilt-related items: a green book titled 'Baby's Closet' by Anna Quill & Gift Company, a small booklet titled 'Cactus Cat Patterns', and a larger book titled 'Folk Heart A Day in Dresden' by LeCien. A needle and thread are also depicted.

What theme are you planning to use for your Small Auction Quilt?

TQG BOARD AND COMMITTEES

President	Mary Meserve	883-4408, 465-2785
Vice President	Kathy Harris	370-4323
Secretary	Joline Albaugh	882-1485
Treasurer	Cathy Dargel	746-9246
Quilt Show Co-Chairs	Jean Biddick	749-3022
Quilt Show Co-Chairs	Kathryn Zimmer	749-8947
Member at Large, Evening	Marie Morris	623-0123
Member at Large, Morning	Esther Ames	444-9729
Endowment/Donations	Sally Dickinson	749-9815
Membership	Reilly Zoda	299-7201
Programs	Kathy Barton	903-8642
Programs	Mary Blount	818-6409
Bears	Margaret Newman	883-4408
Bees	Margaret Newman	883-4408
Pattern of the Month	Evelyn George	325-0166
Corresponding Secretary	Laurie Mullins	883-3568
Education	Ruth Martin	682-3846
Guild Pins	Colleen Babcock	405-5478
Guild Pins	Joan Swanson	297-8433
Historian	Cathy Dargel	746-9246
Hospitality	Christine McCollum	748-9165
Library	Donata Pfisterer	760-0309
Library	Kathryn Wald	749-4772
Newsletter	Margaret Newman	883-4408
NQA	Kathy Harris	370-4323
Finance	Marie Morris	623-0123
Quilt-a-thon	Colleen Babcock	405-5478
Quilting for Others	Mary Bazzano	297-9576
Helping Our Warriors	Laurie Mullins	883-3568
Raffle Quilt 2013	Kathy Harris	615-0541
Raffle Quilt 2014	Karen Fisher	572-8825
Holiday Block Exchange	Shari Thompson	834-4245
Website	Meg Silvern	572-1984

NEWS

EMAIL LIST: The Guild now has an email list for easy communication with the members. Please log into the protected area of the website and put your name and email address into the box at the top of the page. After doing this, you will receive an email. You must click on the link after making the link into one long line. If this works, you will receive another email saying you were successful. If you have any problem with this, email me at quilter@tucsonquiltersguild.com. Meg Silvern

*****QUILT RETREAT*****

BITTER RANCH RETREAT

HEREFORD/SIERRA VISTA ARIZONA

3 -4 DAY RETREAT FROM 175.00

www.ritterranchretreat.com

Sheila Ritter 520-559-0755

2012 HOLIDAY BLOCK EXCHANGE: The National Park Service concessionaires have a ritual of celebrating Christmas in July. Why not follow their example. Put on some Holiday music, sip an ice cold drink, and work on your block. Snowmen, gingerbread men, snowflakes, Christmas trees, Menorahs, stars, Santa, angels, candles, ornaments...oh the possibilities! What can **YOU** add to the list?

The Guild Basics


Who:	All Members
What:	Business Meeting —First Wednesday of every month in the Church Classroom General Meetings - Second Wednesday of the month in the morning or the Tuesday evening preceding the second Wednesday - in the Parish Hall.
When:	Business Meeting — 9:30 AM ~ 10:30 AM General Meetings: Tuesday Evening—7:00–9:30 PM. Wednesday—9:30 AM–12:00 PM
Where:	St Frances Cabrini Church 3201 E. Presidio Near Fort Lowell and Country Club
(How): Parking	Guild members are asked to refrain from parking in the spaces in front of the Parish office; the Church wants these spaces to remain open for Church members who have business to attend to in the office. This is the small building to the east of our meeting room. PARKING NOTICE: Tuesday evening attendees: The Church's Family Classes are in session again, so PLEASE DO NOT PARK IN THE FRONT LOT. Use the side or back lot.
Why:	Come to get involved with all aspects of the Guild, to make new friends, learn new quilting skills, share, but most of all, to have FUN .

Applying for a Grant? If you are thinking of applying for a grant under the Guild's Endowment Grant program there are some dates you need to keep in mind. The completed application for a grant, available online, is due by October 31, 2012. Once all the applications have been received the Endowment committee will meet to review and evaluate each application based on a specific set of criteria. After all project applications have been reviewed the committee will forward its recommendations to the Board of Directors for a final decision of grant awards.

Grant award winners will be announced at the general meetings of the Guild in February, 2013. Money will be distributed after the meetings in February. Once the money has been awarded, there are additional reporting requirements about the progress of the project; a final report will be due within one year of receipt of the money. Check online on the TQG website for more details.

-Sally Dickinson

PATTERN OF THE MONTH



Whether July finds you in Tucson or somewhere cooler, Summer is quilting time! But if you're away from Tucson, you might miss the big Quiltathon meetings in August -- so in cooperation with Colleen Babcock, this year's Quiltathon Chair, we're offering you some baby quilt patterns for Pattern of the Month. You'll find one of them ("Stars For Baby") in this newsletter, and more on the website under Pattern of the Month. You might find these easy patterns useful whenever you want to whip together a quick baby gift, or just use up some leftover fabric to make a donation quilt.

This year's Quiltathon has selected Teen Outreach Pregnancy Services group as their designated charity. They need lots of baby quilts and pre-school kids' quilts. These are given to teen mothers as they work on finishing school and finding jobs. Of course, we hope you can come to the Quiltathon to help sew our kits together, but if you can't, maybe you'd like to make your own "kit" and finish the quilt at home. We'd need them back before the October meetings to be included in the presentation. If they are turned in later than that, consider donating them to Quilt for A Cause or Quilting for Others -both of those groups can use them, too.

On the Tucson Quilters Guild website, look under Pattern of the Month for July 2012, where you'll find "Seven Easy Baby Quilts". Then pull out those baby fabrics and start sewing now!

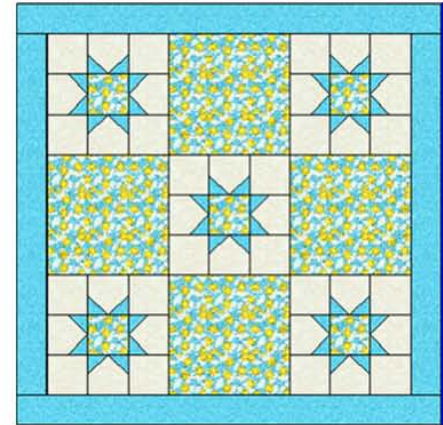
By the way, Pattern of the Month is having a great time bringing you a new pattern (or patterns) each month in your newsletter and on the website. We're delighted that members are bringing in their projects to show—Dorothy Lee made an Asian scrappy version of the "Tortillas and Frijoles" pattern (June), and Margaret Newman brought a beautiful lapel pin she created from Shari Thompson's "Sunflower Bear Fetish" pattern (May). Thanks, Ladies, for sharing your beautiful work! These and all the other Patterns of the Month are available free, on the website, also at the Pattern of the Month display at the meetings. Check them out!

Do you have an idea or pattern you'd like to share for Pattern of the Month? Please contact Evelyn George at the meetings or email her at pom@tucsonquiltersguild.com.

Stars for Baby 42" x 42" (Crib)
12" blocks, 3" borders

Kit Contains:

1 yard Light (background in star blocks)
1 yard print (star centers, plain blocks)
¼ yard Bright (for star points)
(Or 40 assorted bright 2½" squares)
½ yard Border fabric (can be same as star points)
44" x 44" backing




Cutting:

Light (background) – Cut 5 strips 4½" x WOF; cut the strips into 4½" squares (need 40)
Print – Cut 1 strip 4½" x WOF; then cut it into 4½" squares (need 5, for star centers)
" - Also cut 2 strips 12½" x WOF; cut them into 12½" squares for alternate blocks (need 4)
Star Point fabric – Cut 3 strips 2½" x WOF. Cut them into 2½" squares (need 40)
(Or you can use 40 assorted bright colored 2½" squares for the star points)
Border fabric – Cut into 3½" strips (need 4)

Star Blocks

Place a 2½" dark square on top of a 4½" light square, **right sides together**, lining them up at one corner. Stitch diagonally across the small square, as illustrated. →
(You could draw a diagonal line on the wrong side of the small square first, if that's helpful.)
Trim off the corner, leaving a ¼" seam allowance.
Press the seam toward the dark corner.



Place a second 2½" square on a corner next to the first one, stitch diagonally, trim and press as you did on the first corner. This makes one Star Point Unit (it has two star points on it).
Make a total of 20 Star Point Units, using either all one color, or a scrappy assortment.




(Be sure to reserve 20 light background squares for block corners!)

↑
Star Point Unit

Arrange four Star Point Units around the four sides of each 4½" center print square, with the star points next to the center square. Use 4 plain 4½" light squares for the outer corners of each block. Using ¼" seams, stitch together like a 9-patch: first sew into 3 rows, then join the rows to complete the block.
(Press seams the way they want to go—away from star points.)

Make 5 Star Blocks→



Arrange the 5 Star Blocks, alternating with the 4 Print Squares, into 3 rows with 3 blocks per row. Stitch rows together to make the quilt top. Use the 3½" border strips to make borders.

Borders:

Side borders: - measure *length* of quilt top (down the center). Cut two strips that measurement. Stitch to sides of quilt. Press toward borders.

Top and bottom borders - measure *width* of quilt top (including the side borders which you just added). Cut two strips that measurement, and stitch them to top and bottom of quilt top. Press toward borders.