



FIESTA NEWS!



Business Meeting Wednesday, June 6 2012 9:30 AM

General Meetings Tuesday, June 12, 2012 7:00 PM

Wednesday, June 13, 2012 9:30 AM



Painting Pizzazz with Sherrill Kahn

This month we welcome Sherrill Kahn as our featured speaker. Sherrill is a mixed media artist who will be teaching a 2-day workshop of her many painting, layering, and rubber stamping techniques.

A retired school teacher, Sherrill taught drawing, painting, and design for 30 years in the Los Angeles public school system, 27 of those years at Palisades High School. She has also taught for University Extension program. Sherrill has been creating award winning fiber art works for almost 40 years. She paints and decorates every surface imaginable, and she constantly explores new materials and new techniques. In 1996, along with her husband Joel, Sherrill started a rubber stamp company called "Impress Me Now" with designs focused on ethnic cultures and Southwestern art.


Sherrill lives by four simple words "Have Fun" and "What If?" So those of you who are lucky enough to join Sherrill in her 2-day workshop should be in for a very good time!



2012 Quilt-a-thon is underway! The Teen Outreach Pregnancy Services group will be our charity this year. We'll be making baby quilts and quilts for kids 5 and under. The dates are August 7, 2012, from 7:00 pm to 9:00 pm and August 8, 2012, from 9:00 am to 3 pm. Please plan on joining us, sign up during the June and July regular meetings or send me an email at cjqilts@att.net. Be sure to include what day you plan on coming and what task you'd like to do. —Colleen Babcock.

Have you started work on your quilt for the Small Quilt Auction?

1543



The Editor would like to thank Evelyn George for all the wonderful clipart. It is really helpful, and very fun. Thank you, Evelyn! -Margaret




HOW: Help Our Warriors: Our next meeting is on June 18, 2012, from 1:00 to 4:00pm at Bella Quiltworks. We will meet there the third Monday of each month. If you have any questions, please call Laurie Mullins at home: 520-883-3568 or cellphone: 520-252-5216. Look for us on Facebook!

Come help our warriors! We need people to make twin size quilts, lap quilts (3x5), baby blankets (3x3), heart pillows, shawls, and tote bags. Many people in the guild also knit or crochet. We could use socks (white), baby blankets (3x3), knitted or crocheted caps, and shawls. Remember, these days not all soldiers are men.

Are you looking for an evening bee on the NW side of town? Karen Fisher and Denise Withrow are starting one. We invite ALL quilters, traditional or not, new and seasoned (notice I carefully avoided the word "old!"). Once we have a core group, we'll set times and a place to meet. Call Karen Fisher at 572-8825 or email me at karen@karenfisherartquilts.com to get more details.

If you need to receive the newsletter via regular mail, email Reilly at membership@TucsonQuiltersGuild.com.



Upcoming Workshops

June - Sherrill Kahn - Painting Pizzazz - Workshop Full

Sept - Karen Buckley - "Ocean Sunrise" and "Garden Medley" - Space Available

Oct - Jane Davila - "Outer Limits" and "Fabric Postcards" - Space Available

Nov - Margaret Miller - "Strips that Sizzle" and "Easy Pieces" - Space Available

For further information, check out the information on our webpage:

<http://www.tucsonquiltersguild.com/programs.html>

Registration opens six months in advance of each workshop before the start of the Business Meeting. The member fee for workshops is \$50. The fee for non-members is \$75. More information on class policies and fees is available on the website.

GUILD NEWS, NEWS, NEWS

President's Challenge 2012: This year the President's Challenge will be "Celebrations." The only requirements will be size at 120" around the perimeter. This means it *cannot* be bigger around the whole quilt than 120"! Also, you need to put a sleeve on the back. They just look so much better hanging at the quilt show with a sleeve. So have fun and show us what you like to celebrate!

Ideas: Family, country, sisters, children, pets... what will you come up with??

LIBRARY INFORMATION

Tuesday Evening Meetings: Open from 5:30 to 7pm only.
Wednesday Morning Meetings: Open from 8:30 to 9:30 and during the break.
To renew books: Call Donata Pfisterer the day before the meeting at 733-9557 or email her at: donatap@photonengr.com.

The Quilt Guild Library will be open in June for book returns. The library is undertaking an inventory and needs to physically have each book in hand. If you have overdue books, just return them. Also please check your sewing room for books that you might have forgotten to return. Our books usually have a blue tape on the spine, but look inside to see if the card pocket is there, showing that it belongs to TQG. Fines will not be collected if the books are returned in June. Please help us with the library inventory by returning books. We expect to have new books added to the collection by September. -Kathryn Wald

For sale: Pfaff Creative fabric Mover with Stitch Control. It is compatible with Pfaff Creative Series Performance and Expression lines. It was bought new from Cathey's, Tucson and used only once (less than 2 hours) for a demo. It is in the original packaging, with the sales slip. \$250.00/OBO. All proceeds will be donated to Quilt For a Cause. Contact kateor08@gmail.com.

BEES, BEES, BEES—Updated!

CENTRAL AREA:

Art Quilters Contact: Barbara Hall, 622-9268, or rbarber21@cox.net
Where: Bella Quiltworks;
When: Third Wednesday at 10 AM
Himmel Park Contact: Ruth Campbell, 792-1639
Where: Himmel Park Library,
When: Third Wednesday at 6 PM
HOW: Help Our Warriors
Contact: Laurie Mullins, 883-3568
Where: Bella Quiltworks
When: Third Monday at 1:00 PM

EAST SIDE:

Eastside Evening Bee Contact: Connie Weigel, 760-7728 or xuxala@msn.com

Where: El Camino Baptist Church 7777 E. Speedway,
When: First Thursday of the month 6:30-9PM

Siesta Bee Contact: Nelle Starr, 886-4123
Where: members' homes (Northeast) call for directions
When: 3rd Tuesday of the month 1pm

GREEN VALLEY:

North of the Border Contact: Babs Phillips, 393-6557
Where: M & I Bank 270 W. Continental Green Valley,
When: Thursday 9:30 - Noon

NORTHWEST:


Quilting for Others Contact: Mary Meserve, 883-4408
Where: Cactus Quilt Shop,
When: Third Wednesday, 9:30 – Noon
Theme: Tucson Charities

Material Girls Contact: Caroline Schau, 297-9965, CarolineSchau@comcast.net

Where: Rotate Homes
When: First and Third Thursdays at 1 PM
New Bee: Call Karen Fisher at 572-8825 or email me at karen@karenfisherartquilts.com to get more details.

CONTINENTAL RANCH/TWIN PEAKS:

Contact: We don't have a contact for this bee




31st Annual San Diego Quilt Show presents "Life's a Beach" at the San Diego Convention Center, 111 West Harbor Drive, San Diego, CA 92101. Preview Night Wednesday, September 12, 2012, 6-9pm, \$15 advance tickets, \$20 at the door. Show Days are: Thursday & Friday, September 13 & 14, 2012, from 9am-6pm, and Saturday, September 15, 9am-5pm. Multi-day pass is \$10. We are expanding our show this year to include classes, judging, cash prize awards, more special exhibits, and an art quilt challenge, "Life's A Beach". Visit our web site at: www.sandiegoquilts.com or call 619-443-2706 for details.

QUILT FIESTA! 2013



RAFFLE TICKETS: Please pick up your raffle ticket packet for our beautiful quilt **HOT SALSA** available at the back of the room during the Guild meeting on Tuesday or Wednesday. Each member is asked to sell or purchase at least one packet. Tickets are \$1 each or 6 for \$5. Included in the packet are 12 tickets, a picture of the quilt, and instructions for returning money and stubs. Members can also turn in their stubs and money for tickets already sold and can pick up **ADDITIONAL** tickets. Please do your part in helping to raise funds to provide all the wonderful things that our Guild does throughout the year. Thank you, Pam Ashbaugh and Mary McLaughlin

The 2013 Quilt Show Packet - The quilt show packet for 2013 will be up on our website by June. It will be in the protected area. —Joey Nakagawa



1460

Bed Turning: The hunt continues...in Grandmother's attic or where ever you can find treasured quilts. Maybe you already own some quilt history. Please take time to review your vintage quilts in anticipation of **Quilt Fiesta's 2013 Bed Turning**.

It's fun to see what finds lurk in attics, antique shops, estate and garage sales. Applications to submit your special quilt(s) for the **2013 Quilt Fiesta Bed Turning** are now available on the web. As always, contact Sue Franklin at 520.825.3962 or 520.490.4721 (cell) or email her at (suevette63@comcast.net) with questions. Thank you!

At last year's show we introduced three of our members as the Featured Quilter of the Day. A space was set aside for a display of the work of one guild member each day and they were asked to sit with their quilts and visit with our guests. We will be doing that again for the 2013 show and need your help. We need you to suggest names of members who could be invited to be the Featured Quilter. The quilt show committee will look at your suggestions and invite three members to participate. Please give your suggestions to Mary Meserve. Our next quilt show meeting is at 10am on June 15th at the police station corner of 22nd and Alvernon. Guild members are welcome to attend the meetings. —Quilt Show Co-Chairs

Betty Hayden Award: Named for Betty Hayden, one of the Guild's founding members, the Betty Hayden Award is for a quilt made entirely by one person who has started quilting in the last three years. It is also a first time entry in a quilt show. Eligible quilts are hung at the January meeting and Guild members vote for the winner. A special ribbon is then displayed with the quilt at the quilt show. If you're new to quilting please consider entering a quilt. Thank you, Alice Wilder

GOT IDEAS? This fiscal year the Guild budget includes money (\$1,000) for awarding grants to applicants who have a project that needs a little financial help. While we have awarded money to museums, the Baltimore Album research project, Quilt for a Cause, and other worthy organizations, we have also awarded grants to members who have a project that needed funding help. One member applied for a grant and was awarded money to enable her to take a class at the quilt show in Houston. Another member used grant money to purchase sewing machines and quilting supplies for students to use at the high school where she was teaching.

What ideas do you have? Is there something you have always wanted to try? Maybe starter funding is all that is holding you back. On our website we have a description of the Endowment Grant Program and an application form to be completed and submitted along with a description of your proposal. While we could award the entire amount to one proposal, it is certainly possible that there will be more than one recipient with requests for smaller amounts.

— Sally Dickinson

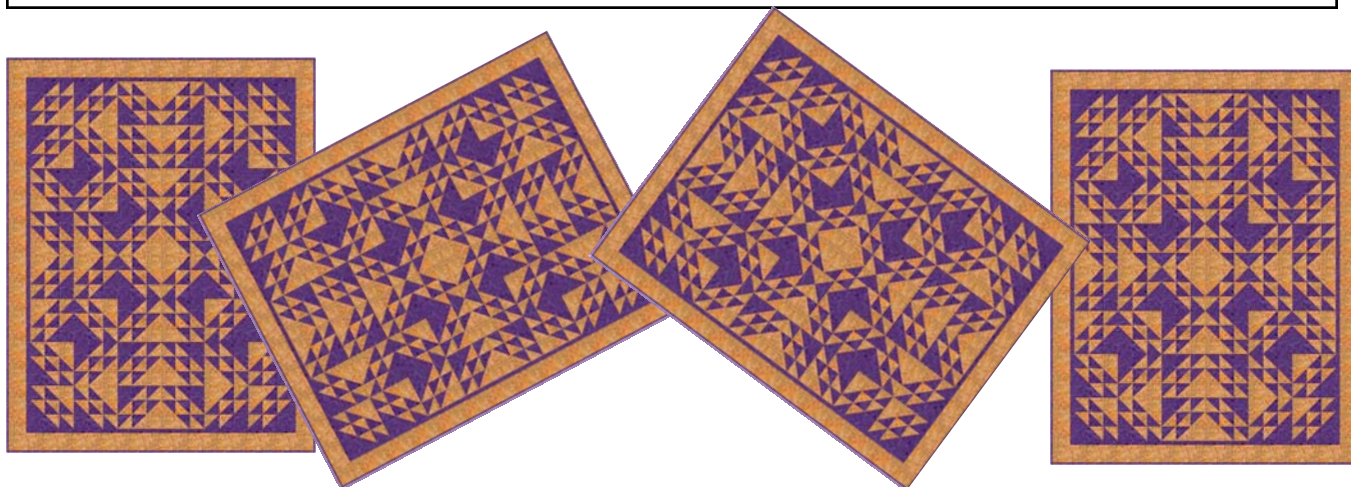
SAAVI Quilting Classes Completed

One of the Guild's education projects in 2011 – 2012 was teaching quilting to visually –impaired and blind adults who learn independent living skills at the Southern Arizona Association for the Visually Impaired (SAAVI) and assisting with “nap-time” quilts to be used at SAAVI's summer camp for visually-impaired children.

Each Friday, Guild volunteers helped one to seven adult quilters as they learned basic stitching and appliqué skills. Four quilts with appliqués using textured fabric for tactile identification are ready for campers. Braille identifiers are sewn on many of the appliquéd blocks as additional learning tools. While these new quilters have limitations that most people never experience, they have put together lovely, colorful, instructional and useful quilts. The enjoyment and camaraderie that developed early on in the project was delightful to both the SAAVI quilters and the volunteers who showed up faithfully on their scheduled Fridays.

The Guild's weekly commitment to SAAVI ended in May. As Education Chairperson, I would like to take this time to thank the many Guild members who volunteered at SAAVI this past year. Thanks to: Mary Blount, Pat Sanchez, Arlene Svenson, Ann Therrien, Shari Thompson, Anne Zones, Shirley Miller, Kitty Fleming, Ana Martinez and Ruth Martin. Additional thanks go to Quilting for Others and Mary Bazzano who supplied most of the fabrics used in the making of the quilt tops.

Without your help this project could never have happened. You made my job easier and enjoyable. Thanks! Ruth Martin



Greetings Quilters! Attached (next page) is an entry form for the Breast Cancer Resource Center's 1st Annual Challenge Quilt Fundraiser! We are very excited about this event and hope you will participate. The Breast Cancer Resource Center is a “one-stop shop” for cancer information, resources and education. All services are provided free of charge.

For more information about us, please visit our website at www.nmcrc.org or give us a call at 505-242-0605. Please help us to continue helping those affected by cancer. Thank you and we look forward to seeing your wonderful works of creativity!!

THE BREAST CANCER RESOURCE CENTER (BCRC)
Invites you to participate by donating a quilt to our
1ST ANNUAL CHALLENGE QUILT FUNDRAISER!

October 5, 2012 in Albuquerque, New Mexico

In honor of Breast Cancer Awareness Month

Quilt Submission Deadline: September 1, 2012

Challenge Quilt Theme: **Strength**

Your Ultimate Challenge:
No PINK! & No RIBBONS!

Quilt Categories

Use the list below to determine your quilt's category & measurements, and then complete the box below:

- Small:** Sum of quilt's width and length is greater than 40" and less than 69"
Medium: Sum of quilt's width and length is greater than 70" and less than 100"
Large: Sum of quilt's width and length is greater than 100"
Landscape/Art: Other than a traditional quilt
Group: A quilt made by more than one person
Antique: Older than 50 years

NOTE: Quilt must have a four (4) inch sleeve and finished edges.

A completed entry form, digital photo and story panel are required for *each* entry.

Use One Form Per Entry. (Please Print)

Name: _____
Address: _____
Phone: _____ **Cell:** _____
Email: _____
Website: _____
Quilt Title: _____

Category

(Check one)

- ☐ Small
☐ Medium
☐ Large
☐ Landscape/Art
☐ Group
☐ Antique

Measurements

(Width & length)

- _____ x _____ inches
_____ x _____ inches
_____ x _____ inches
_____ x _____ inches
_____ x _____ inches
_____ x _____ inches

Quilt Description in 25 Words or Less:

NO ENTRY FEE!

Special Thank You Gift for each Donated Quilt

Please send your entry form and a digital picture of your quilt by **July 6, 2012**, to:
Jahaan Martin, BCRC, 1009 Bradbury Drive SE, Suite 16, Albuquerque, NM 87106
(505) 242-0605 jtmartin@nmcrc.org www.nmcrc.org

Signature: _____ Date: ____/____/____

I agree to the guidelines of this Challenge Quilt Fundraiser

TQG BOARD AND COMMITTEES

President	Mary Meserve	883-4408, 465-2785
Vice President	Kathy Harris	370-4323
Secretary	Joline Albaugh	882-1485
Treasurer	Cathy Dargel	746-9246
Quilt Show Co-Chairs	Jean Biddick	749-3022
Quilt Show Co-Chairs	Kathryn Zimmer	749-8947
Member at Large, Evening	Marie Morris	623-0123
Member at Large, Morning	Esther Ames	444-9729
Endowment/Donations	Sally Dickinson	749-9815
Membership	Reilly Zoda	299-7201
Programs	Kathy Barton	903-8642
Programs	Mary Blount	818-6409
Bears	Margaret Newman	883-4408
Bees	Margaret Newman	883-4408
Pattern of the Month	Evelyn George	325-0166
Corresponding Secretary	Laurie Mullins	883-3568
Education	Ruth Martin	682-3846
Guild Pins	Colleen Babcock	405-5478
Guild Pins	Joan Swanson	297-8433
Historian	Cathy Dargel	746-9246
Hospitality	Christine McCollum	748-9165
Library	Donata Pfisterer	760-0309
Library	Kathryn Wald	749-4772
Newsletter	Margaret Newman	883-4408
NQA	Kathy Harris	370-4323
Finance	Marie Morris	623-0123
Quilt-a-thon	Colleen Babcock	405-5478
Quilting for Others	Mary Bazzano	297-9576
Helping Our Warriors	Laurie Mullins	883-3568
Raffle Quilt 2013	Kathy Harris	615-0541
Raffle Quilt 2014	Karen Fisher	572-8825
Holiday Block Exchange	Shari Thompson	834-4245
Website	Meg Silvern	572-1984

NEWS

EMAIL LIST: The Guild now has an email list for easy communication with the members. Please log into the protected area of the website and put your name and email address into the box at the top of the page. After doing this, you will receive an email. You must click on the link after making the link into one long line. If this works, you will receive another email saying you were successful. If you have any problem with this, email me at quilter@tucsonquiltersguild.com. Meg Silvern

*****QUILT RETREAT*****

BITTER RANCH RETREAT

HEREFORD/SIERRA VISTA ARIZONA
3-4 DAY RETREAT FROM 175.00

www.bitterranchretreat.com

Sheila Ritter 520-559-0755

"100 Years, 100 Quilts" Guild Programs

Tucson's summer heat has arrived. What a wonderful time to take in the "100 Years, 100 Quilts" exhibit at the Arizona Historical Society Museum. Our Guild's "Meet the Quilter" support programs scheduled for June and July are our own quilt artists Judy Gilmartin on June 9th and Karen Fisher on July 14th.

Upcoming children's programs are "Summer Reading Bookmark" taught by Yvonne Clay on June 2nd and "Small Picture Frame" taught by Jain Barrett and Joline Albaugh on July 7th. If you have youngsters in your life who might like an introduction to quilting crafts, bring them to the Museum on these Saturday mornings.

All programs begin at 11:00 a.m. and are free with Museum admission. The Museum is located at 949 E. 2nd Street, Tucson, AZ. Parking is free in the garage a half block west of the Museum. No parking pass is necessary on Saturdays.

CELEBRATE! QUILT CAMP AND SHOW
June 25-28, 2012 Flagstaff, AZ


Information and registration forms on-line at
www.celebratequilts.com
or call **928-526-9403**
chocolatequiltco@gmail.com

**Daily classes with national and regional quilt teachers including Patrick Lose, Linda Matteotti, Stacy Michelle, Carmen Geddes, Nancy Gilliland, Tammy Kelly, Sarah Whitney, Robin Sruoginis, Julie Hocker, and more!*
Lectures and Forums *Evening programs




The Guild Basics	
Who:	All Members
What:	Business Meeting —First Wednesday of every month in the Church Classroom General Meetings - Second Wednesday of the month in the morning or the Tuesday evening preceding the second Wednesday - in the Parish Hall.
When:	Business Meeting — 9:30 AM ~ 10:30 AM General Meetings: Tuesday Evening—7:00~9:30 PM. Wednesday—9:30 AM~12:00 PM 802
Where:	St Frances Cabrini Church 3201 E. Presidio Near Fort Lowell and Country Club
(How): Parking	Guild members are asked to refrain from parking in the spaces in front of the Parish office; the Church wants these spaces to remain open for Church members who have business to attend to in the office. This is the small building to the east of our meeting room. PARKING NOTICE: Tuesday evening attendees: The Church's Family Classes are in session again, so PLEASE DO NOT PARK IN THE FRONT LOT. Use the side or back lot.
Why:	Come to get involved with all aspects of the Guild, to make new friends, learn new quilting skills, share, but most of all, to have FUN .

The submission deadline for articles for the July Newsletter is Wednesday, June 20, 2012. Articles should be sent to : newsletter@tucsonquiltersguild.com
Newsletter Editor is Margaret Newman



Newsletter game: Don't tell your friends! Keep it a secret. Five more membership numbers have been hidden in this newsletter. If one of them is yours, let me know at the next meeting or by contacting me if you can't attend, and you will win a prize. Mary Meserve, 520-883-4408, marymes@aol.com.



PATTERN OF THE MONTH

In April and May we collected over 60 pretty pincushions to send to our Hopi sister quilters--thanks to everyone who made one! We're not collecting any more things to send them at this time. But if you missed the pincushion patterns, or any of the other patterns this year, you can still find them on the TQG website. Just scroll down underneath the newsletter section and you will see "Pattern of the Month". You can click on a pattern, and read it online or print out the pdf so you can make it. So far this year, we have brought you the following new patterns: Classic Mosaic Block; My Stamp Collection--a mini-quilt; Basket, Butterfly and Flying Geese Pincushions; Sunflower Bear Fetish block; and this month we're adding the Tortillas y Frijoles block. Part or all of each month's pattern selection is in the newsletter and copies are available at the Pattern of the Month table each month. The same patterns (and sometimes more) are in our special website section, so check it out!

We sure hope you're enjoying finding a new pattern here each month, and we'd love it if you have one you'd like to share--we're looking for original or creative variations of traditional block designs, small quilt-related projects, ways to use your scraps, fat quarters, jelly rolls, etc. If you'd like to contribute a pattern, please contact Evelyn George at pom@tucsonquiltersguild.com or stop by the POM table at the meetings, for more information.

Thanks, and Happy Summer Quilting, wherever you are...!




Pattern of the Month - June 2012

"Tortillas y Frijoles"

(10" finished block)

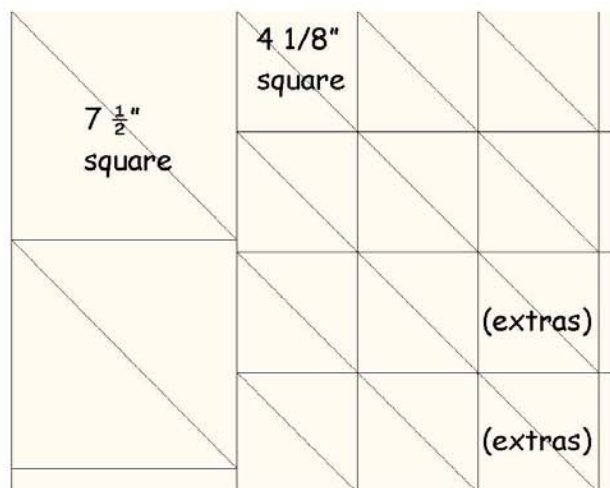
by Evelyn George

This traditional block is sometimes called Northwind, or Corn and Beans. Here in the Southwest, we can call it Tortillas y Frijoles, just for fun! You could use just two colors, but it's also great for a scrap quilt -- just be sure to choose a light and a dark for each block. The diagonal motion of this block design lends itself to many interesting layouts, such as you would use for log cabin blocks. Why not use up some scraps, or dig into that fat quarter collection, and make this a great summer quilt project?



The blocks are 10" finished, so it would take 48 blocks, plus 5" borders, to make a quilt about 70" x 90". (Of course, you could make any size quilt you want.)

For a scrappy look, one option is to use fat quarters; a pair of FQ's (one light and one dark) will yield enough pieces for 4 blocks. So for a 48 block quilt, you'd need 12 light and 12 dark FQ's in assorted colors (plus extra fabric for borders, backing and binding). For quick cutting, layer one dark and one light FQ, right sides together, and cut together as shown:



Cut two $7 \frac{1}{2}$ " squares and cut them in half diagonally to make triangles

Cut 10 $4 \frac{1}{8}$ " squares and cut them in half diagonally to make triangles

(This will give you enough large and small triangles to make 4 identical blocks; if using fat quarters, there will be enough fabric to cut a few extra small triangles, if you wish, which can be used in another block.)

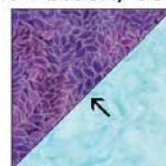
Start with the small triangles. They are already layered right sides together, so stitch 12 light/dark pairs together into triangle squares (*just 3 for each block; don't stitch all of them*).



Right sides together



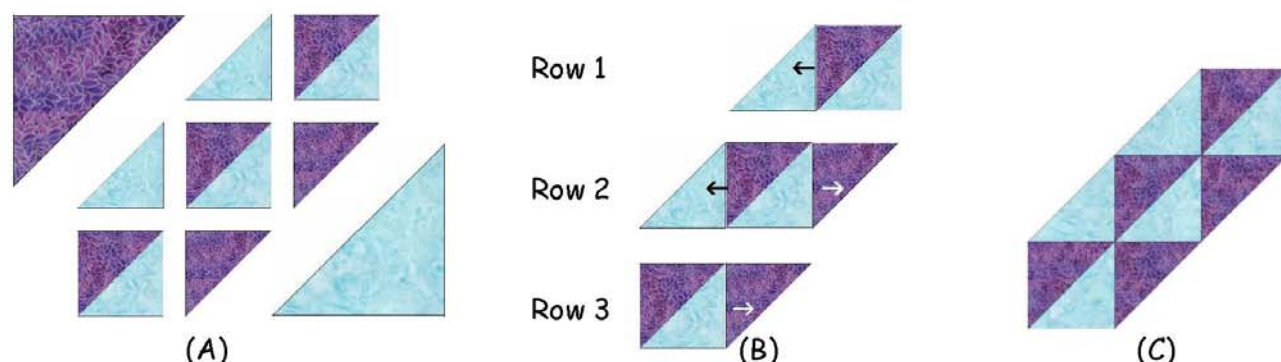
Stitch $\frac{1}{4}$ " seam



(press to dark)

Light/dark triangle squares
Make 3 for each block.

Next, *separate* the remaining large and small triangles and arrange them with the pieced light/dark triangle squares, as shown below (A). For each block, use 3 light/dark triangle squares, 2 light and 2 dark small triangles, and 1 light and 1 dark large triangle. (You can trade lights or darks if you like, to make each block from a different combination.)



First, stitch the small triangles to the light/dark triangle squares to make rows (B), then sew those rows together (C). Finally, add the two large triangles to complete the block (D). Take care to keep all the light and dark triangles in their correct positions! (Dark triangles all point one way, light triangles point the other way.) Press in directions shown by arrows.

When you have made as many blocks as you need for the size quilt you are making, play with the layout, arranging the blocks to see what designs you can make. Take digital photos of the layouts you like, to help you decide which one to use.

(D) Tortillas y Frijoles block

You can add borders of any width you like, or leave the outer edges plain without any borders. Here are just a couple of 48 block layouts (6 across x 8 down) you could try:

