



# FIESTA NEWS!

1071





**Business Meeting** *Wednesday, May 2, 2012 9:30 AM*  
**General Meetings** *Tuesday, May 8, 2012 7:00 PM*  
*Wednesday, May 9, 2012 9:30 AM*



## Karen Eckmeier – Oops! My Edges Are Showing

The Tucson Quilters Guild welcomes Karen Eckmeier as the May featured speaker. Her work is fun and freewheeling although she admits that she didn't even own a sewing machine until she was 30. She purchased it because she felt it was her duty as a young mother to do so but it stayed in the closet until the day she saw her first quilt. Since she had taken art and drawing classes since she was 6 years old, she figured if she could draw it, she could figure out how to sew it, which obviously was not as easy as it sounded. Color was another problem though you would hardly know it when looking at her wonderful quilts. Commercial fabrics were the answer there. The colors came already came "pre-mixed" and they were certainly less messy than mixing paints.

In 1996 Karen began making art quilts and in 2002 it officially became her business. Her favorite technique is layered collage and topstitching, which she will discuss in her lecture and demonstrate thoroughly in her Happy Villages workshop. In her Making Waves workshop, Karen will again use her layered topstitching technique to create textured fabric with wild curves and peaks. These fabrics can then be used in a number of applications such as traditional or art quilts, borders, and eye catching wearables.



Kathy Barton and Mary Blount  
Program Chairs





Membership: New members, as of April meeting... Welcome!!!



Joyce Christenson, Gale Giebner, Bette Jean Cundiff, Pat Sanchez, Cheri Kinney, Connie Lopez, Candy Brown, Cathy O'Connell and Suzi Bedford...



Please check the membership list (database) to make sure your info is correct! You've joined an incredible



Guild of people in an incredible place in the USA! We look forward to joining with you in our projects and any new ones you may bring to us...



Again, WELCOME!!! Reilly Zoda, Membership

2222



**HOW: Help Our Warriors:** Our next meeting is on May 14, 2012, from 1:00 to 4:00pm at Bella Quiltworks. We will meet there the third Monday of each month. If you have any questions, please call Laurie Mullins at home: 520-883-3568 or cellphone: 520-252-5216. Look for us on Facebook!

Come help our warriors! We need people to make twin size quilts, lap quilts (3x5), baby blankets (3x3), heart pillows, shawls, and tote bags. Many people in the guild also knit or crochet. We could use socks (white), baby blankets (3x3), knitted or crocheted caps, and shawls. Remember, these days not all soldiers are men.

### Betty Hayden Award

I'd like to welcome all our new members. To those of you who are also new to quilting, I'd like to tell you about a special Guild award for new quilters. Every January at the general meetings Guild members vote on quilts made by new quilters. Named for Betty Hayden, one of our Guild's founding members, this award is to encourage new quilters to explore more of the world of quilting. To be eligible, the quilt must be your first quilt ever entered in a quilt show; the entire quilt – piecing and/or appliqué, quilting, binding - must be completed by you. Also, to be eligible for this award, you must have started quilting within the last 3 years. Completed entry forms for this year's quilt show are due in October so there's still time to get that quilt ready. Please consider sharing your quilts and talents with us.

Thank you, Alice Wilder

Are you looking for an evening bee on the NW side of town? Karen Fisher and Denise Withrow are starting one. We invite ALL quilters, traditional or not, new and seasoned (notice I carefully avoided the word "old!") Once we have a core group, we'll set times and a place to meet. Call Karen Fisher at 572-8825 or email me at [karen@karenfisherartquilts.com](mailto:karen@karenfisherartquilts.com) to get more details.

## Upcoming Workshops

May – Karen Eckmeier “Happy Villages” and “Let’s Make Waves” – Space available in 2nd workshop only

June – Sherrill Kahn “Painting Pizazz”


Sept – Karen Buckley “Ocean Sunrise” and “Garden Medley” – Space available

Oct – Jane Davila “Outer Limits” and “Fiber Post Cards” – Space available

November — Margaret Miller "Stripes that Sizzle" and "Easy Pieces" - sign ups begin this month

For further information, check out the information on our webpage:

<http://www.tucsonquiltersguild.com/programs.html>



*Registration opens six months in advance of each workshop before the start of the Business Meeting. The member fee for workshops is \$50. The fee for non-members is \$75. More information on class policies and fees is available on the website.*

## GUILD NEWS, NEWS, NEWS

From Reilly: When I went to Habitat for Humanity for the Quilt Project, a woman that works there approached me. She wanted to commission a very specific quilt. Her husband had passed away 2 months before and she had an extensive tie collection of his, which she wanted made into a 'crazy quilt' with embroidery in the Victorian style. (She has a crazy quilt from a Great Aunt, ca. late 1800s). I so don't feel competent for this, which I told her, but thought someone in the guild may want to take it on. It's to be on a commission basis and if someone is interested, I'll give them her information and they can contact her. Contact Reilly Zoda at 299-7201

**President's Challenge 2012:** This year the President's Challenge will be "Celebrations." The only requirements will be size at 120" around the perimeter. This means it *cannot* be bigger around the whole quilt than 120"! Also, you need to put a sleeve on the back. They just look so much better hanging at the quilt show with a sleeve. So have fun and show us what you like to celebrate!

Ideas: Family, country, sisters, children, pets... what will you come up with??

## LIBRARY INFORMATION

### OLD BOOK SALE THIS MONTH!

**Tuesday Evening Meetings:** Open from 5:30 to 7pm only.  
**Wednesday Morning Meetings:** Open from 8:30 to 9:30 and during the break.  
**To renew books:** Call Donata Pfisterer the day before the meeting at 733-9557 or email her at: [donatap@photonengr.com](mailto:donatap@photonengr.com).

We send our sympathies & thoughts to Caroline Schau whose husband, Howard, died on March 22.

We send our sympathies & hugs to Sherrill Donovan who recently lost her mother.

**RAFFLE TICKETS:** Please pick up your raffle ticket packet for our beautiful quilt **HOT SALSA** available at the back of the room during the Guild meetings on Tuesday or Wednesday. Each member is asked to sell or purchase at least one packet. Tickets are \$1 each or 6 for \$5. Included in the packet are 12 tickets, a picture of the quilt, and instructions for returning money and stubs. Members can also turn in their stubs and money for tickets already sold and can pick up ADDITIONAL tickets. Please do your part to help to raise funds to provide all the wonderful things that our Guild does throughout the year. Thank you, Pam Ashbaugh and Mary McLaughlin

## BEES, BEES, BEES—Updated!



### CENTRAL AREA:

**Art Quilters** Contact: Barbara Hall, 622-9268, or [rbarber21@cox.net](mailto:rbarber21@cox.net)  
Where: Bella Quiltworks;  
When: Third Wednesday at 10 AM  
**Himmel Park** Contact: Ruth Campbell, 792-1639  
Where: Himmel Park Library,  
When: Third Wednesday at 6 PM  
**HOW: Help Our Warriors**  
Contact: Laurie Mullins, 883-3568  
Where: Bella Quiltworks  
When: Third Monday at 1:00 PM

### EAST SIDE:

**Eastside Evening Bee** Contact: Connie Weigel, 760-7728 or [xuxala@msn.com](mailto:xuxala@msn.com)  
Where: El Camino Baptist Church 7777 E. Speedway,  
When: First Thursday of the month 6:30-9PM  
**Siesta Bee** Contact: Nelle Starr, 886-4123  
Where: members' homes (Northeast) call for directions  
When: 3rd Tuesday of the month 1pm

### GREEN VALLEY:

**North of the Border** Contact: Babs Phillips, 393-6557  
Where: M & I Bank 270 W. Continental Green Valley,  
When: Thursday 9:30 - Noon

### NORTHWEST:

**Quilting for Others** Contact: Mary Meserve, 883-4408  
Where: Cactus Quilt Shop,  
When: Third Wednesday, 9:30 – Noon  
Theme: Tucson Charities

**Material Girls** Contact: Caroline Schau, 297-9965, [CarolineSchau@comcast.net](mailto:CarolineSchau@comcast.net)

Where: Rotate Homes  
When: First and Third Thursdays at 1 PM  
**New Bee:** Call Karen Fisher at 572-8825 or email me at [karen@karenfisherartquilts.com](mailto:karen@karenfisherartquilts.com) to get more details.

### CONTINENTAL RANCH/TWIN PEAKS:

Contact: We don't have a contact for this bee

## 2012 HOLIDAY BLOCK EXCHANGE

I referred to Quilting Daily, an on line FREE posting I receive every weekday, in the last newsletter. If you find yourself in "quilters creative block", that syndrome when nothing inspires you, check out this site <http://www.quiltingdaily.com>

I hope to do some prayer flags, or perhaps even try some new, fresh ideas in piecing for a small quilt. Your Holiday block could be a chance to try something new!

Shari Thompson,  
[rbthompson@cox.net](mailto:rbthompson@cox.net)

# QUILT FIESTA! 2013

264



Thank you to everyone who volunteered for a quilt show committee. We are sure that we have dedicated members helping to make our 2013 show a success. We invite anyone who would like to see how the committee works to come to our quilt show meetings. You might want to join one of our committees and have a lot of fun. We meet on the 3rd Friday of the month at 10 am at the Police Station on the corner of 22nd and Alvernon. Jean Biddick and Kathy Zimmer - co-chairs

**DEMONSTRATIONS** It's time now to start thinking about what we want for demos at next January's show. There is so much talent in this guild and our show is such a wonderful opportunity to share it with the larger quilting world attending the Quilt Fiesta! We'll update you during the year as to the featured speaker but now we need two things from you, our fellow members: 1) What suggestions do you have for topics of interest/learning? 2) What can you and/or your bee create as a demo/lecture?

Suggest names to us... areas of interest... any ideas you think would be appropriate. We feel strongly that 'Demonstrations' is an area that should reflect the interests of our membership as a whole. We have 5 slots to fill and would like to see some really 'out of the box' thinking for the 1 hour (approx) presentations. Please, help us out! We hope to work together making 2013 an even better show than before! (As if that's possible!)

Connie German and Reilly Zoda  
Demonstration Committee Co-Chairs

**Bed Turning:** It's that time of year...to begin looking for treasured quilts. Do you own a piece of quilt history? Please check your quilts in anticipation of **Quilt Fiesta's 2013 Bed Turning**. Remember, it's also fun to expand your search to antique shops, estate and garage sales.

Perhaps you're wondering about a definition for bed turning. The 2008 July-August issue of *Quilters Newsletter* describes one as "...a traditional method of presenting quilts to an audience. A number of quilts are layered on a bed, often in the order of the date made. The quilts are "turned" and held up one at a time for the viewers to see while a lecturer talks about each one."

Applications to submit a quilt for bed turning will be available soon. The submission deadline this year is either of the October *Guild* meetings or mailed to Sue and postmarked by October 13th. Contact Sue Franklin at 520.825.3962 or 520.490.4721 (cell) or email her at ([suevette63@comcast.net](mailto:suevette63@comcast.net)) with questions. Thank you!

## The Hopi Project—*Dream to Come True*

*The following email was sent by Diana Lucero to Carolyn O'Bagy Davis, our liaison with the Hopi quilters. Diana Lucero is the community coordinator and senior center director at Kykotsmovi on Third Mesa next to the Hopi Tribal office. Yes, we will collect supplies at the May meetings for this project.*

"I'm so excited!!!! Would you believe that I truly dreamed about this? I dreamed that I drove a big U-haul to some place where I loaded as much as I could and I even tied some on top of the U-haul, but my dream ended before I got my load home. But again, I'm willing to come down and bring a load with my long van and maybe I can arrange for someone else to drive another vehicle to bring up another load. Give me another day to work it out with my supervisor because right now I have time to make the trip, before summer starts, summers are very busy for me so if anything I would like to make the trip before then. Certainly the centers across the reservation would definitely use all these sewing items; I know I would use every piece. I'm so excited....I will get back with you tomorrow. Thank you sooo much for your help and especially to the Tucson Quilters Guild."

**If you need to receive the newsletter via regular mail, email Reilly at [membership@TucsonQuiltersGuild.com](mailto:membership@TucsonQuiltersGuild.com).**



## CELEBRATE! QUILT CAMP AND SHOW

June 25-28, 2012 Flagstaff, AZ

Join us for our premier quilt camp and show in the cool mountains of Flagstaff, AZ! Registration and entry forms on-line at: [www.celebratequilts.com](http://www.celebratequilts.com) or call 928-526-9403, [chocolatequiltco@gmail.com](mailto:chocolatequiltco@gmail.com). Classes and events at the Radisson Woodlands Hotel Daily classes with national and regional quilt teachers including Patrick Lose, Linda Matteotti, Stacy Michelle, Carmen Geddes, Nancy Gilliland, Tammy Kelly, Sarah Whitney, Robin Sruoginis, Julie Hocker, and more!

\*Lectures and Forums with quilt teachers and artists\*

Evening programs include: Meet and Greet, Guest speakers, Show and Tell, Community service project, Closing barbeque, Door prizes, "Quilt-til-you-wilt", night-time sewing room, Juried quilt show with prizes

Some great ideas that we hope will bring you here:

1. It's at the Radisson Woodlands Hotel in Flagstaff in June. That means air conditioning, short distances between classes (like about 15 feet), and no rain.
2. If you're not familiar with Flagstaff, it is THE place to be in Arizona in June. We are in the mountains where it's cool. We are close to Sedona and the Grand Canyon.
3. Classes all have the same base cost, with class supply/kit/pattern fees listed additionally in the class descriptions
4. Registration fee is only \$25 before May 1st. It includes a goody-bag, entrance into the Quilt Challenge, discounts on evening programs and lectures.
5. Prize give-aways including a sewing machine from Odegaard's Sewing Center.
6. FREE events like keynote speaker Patrick Lose, Quilt-til-you-wilt night-time sewing room, service project/show and tell.
7. Awesome teachers including national and regional experts!

Check out the website! All the info is on there. If you have any questions, please let us know! [www.celebratequilts.com](http://www.celebratequilts.com)

**The 2014 Raffle Quilt is under way!** Thank you to everyone who picked up block kits to do for our next wonderful quilt. I have already received blocks back in the mail, and the fabric selections are great fun. Make sure to return your completed blocks by the May meetings, or send them to me if you cannot come in person. My address is in the kit instructions. An early, ongoing thank you to the people who are already helping on my committee. We will need more help once the blocks are back in for assembling the rest of the quilt. See you in May! Karen G. Fisher, 2014 Raffle Quilt Chairman

## The Workshop Crashers

Perhaps you have a book you wanted to have signed. Or, perhaps you didn't have your checkbook at the meeting and the instructor said you could pay later for your purchases. Or, perhaps you have a personal relationship with the instructor and they invite you to audit their workshop. These are all perfectly valid reasons to drop in on a workshop but we need to be sensitive to the students who have paid for these classes. Therefore, Programs has drafted some guidelines that will minimize disruptions to future workshops.

\*If you are coming in to pay a bill, please take care of this transaction with either Mary Blount or myself.

\*There is no need to speak directly with the instructor or any of the other students (although I completely understand the thrill of checking out their works in process).

\*If your business requires direct communication with the instructor, please come between 3:30pm and 4:00pm when the class is officially over but the church is still open. In the morning the instructor is usually setting up their materials for the workshop and doesn't have the time to visit with you.

We are a lucky guild. We are large enough to be able to afford 8 internationally known speakers a year. The challenge is to ensure that the needs of all of our members are met. These guidelines will still allow you to take care of business but will ensure an enjoyable workshop for the paying attendees.

Kathy Barton and Mary Blount, Programs

### QUILTING FOR OTHERS

For the last 5 years the Guild has been making pillow cases and stockings for **CANDLE LIGHTERS** for their annual Christmas Party in December. **CANDLE LIGHTERS** is an organization that supports children who have gone through cancer treatment. This year we need 150 stockings and 150 pillow cases. The pillow case pattern is on our website <http://tucsonquiltersguild.com/>. Patterns for making the stockings will be at the QFO table. The fabric for the pillow cases or stockings can be anything; it does not have to be Christmas themed prints. The kids just love them no matter what kind of fabric they are made from. So please help us out again this year by making the stockings and pillow cases for a good cause. Come see us at the QFO table. We will have kits for both. Thanks to all.

Mary Bazzano QFO

**HEART PILLOWS:** Make sure you stuff them with *polyester*. Don't forget these are used in a hospital setting.

**GIVEN AWAY SINCE FEBRUARY 2012:** 31 heart pillows - TMC, 10 to VA; 6 quilts to Rincon Mobile Home, 8 quilts to VA, 6 quilts to Family Loving Kare, 10 to Peppys House.

### QUILT FOR A CAUSE UPDATE

Thank you to all who have made donation quilts for our next auction which will be held on March 2, 2013. To date we have received 57 quilts. Also, we were delighted to learn that Sally Dickinson and her Small Quilt Auction team will be donating the money they raise in January to Quilt for a Cause.

We know that many of you are working on your quilts and recommend that you turn them in either at the evening or morning TQG meetings. If that doesn't work, your local quilt shop will accept them from you. The sooner we receive them, the better that will be, as we can display them throughout the community before the auction. Please make sure that a sleeve is sewn on the back and have a Donation Form filled out when you turn in your quilt. You can find instructions for both the sleeve and the form on our website [www.quiltforacause.org](http://www.quiltforacause.org).

Speaking about our website.....if you haven't visited it lately, you will be in for a nice surprise. It has taken on a fresh new look thanks to Lisa Bunker, our webmaster, who donates her time to us, and Dorothy Lee our QFAC Board Member who inputs most of the information. Be sure and check out the Quilt Gallery. We have become so sophisticated that if a friend of yours wants to buy your quilt or another one from the gallery, they can purchase it online through Pay Pal.

For those of you who are snowbirds, perhaps you would like to ask your Bees or Guild members in your home town to participate by making a quilt for us.

Again, our Board Members.....Jain Barrett, Janet Downing, Kitty Fleming, Evelyn George, Kathy Keschull, Dorothy Lee, Ann Mavko, Kathy McCulloch, Pat Morris, Jean Owara, Phyllis Spalla, Carol Zupancic and I thank you for all the support you have given us over the years to make Quilt for a Cause successful in raising money for our community to help fight breast and gynecological cancers.

Jeannie Coleman – [jeabea@msn.com](mailto:jeabea@msn.com) – 529-5723

**Endowment Grant – Just what is it?** Several years ago the Guild set aside money in a designated account for an Endowment. The purpose of this investment is to generate income in the form of dividends that we can use for grants. Shortly after this account was set up, finances in the United States took a nosedive, the stock market dropped in value, and our investment did not produce the dividend income that we expected. This past year the financial situation in our country has improved and we earned sufficient dividends to again offer money for grants. If you were at the budget meeting in March, you may remember seeing a line item listing \$1,000 available for grants this year.

On our website you will find a link to Grants and Donations. When you open this page you will be directed to more information about the grants program and the process for applying for money. This month why not familiarize yourself with this program we offer and begin to think about how you might use grant money to further or share your quilting skills?

## TQG BOARD AND COMMITTEES

President	Mary Meserve	883-4408, 465-2785
Vice President	Kathy Harris	370-4323
Secretary	Joline Albaugh	882-1485
Treasurer	Cathy Dargel	746-9246
Quilt Show Co-Chairs	Jean Biddick	749-3022
Quilt Show Co-Chairs	Kathryn Zimmer	749-8947
Member at Large, Evening	Marie Morris	623-0123
Member at Large, Morning	TBA	-
Endowment/Donations	Sally Dickinson	749-9815
Membership	Reilly Zoda	299-7201
Programs	Kathy Barton	903-8642
Programs	Mary Blount	818-6409
Bears	Margaret Newman	883-4408
Bees	Margaret Newman	883-4408
Pattern of the Month	Evelyn George	325-0166
Corresponding Secretary	Laurie Mullins	883-3568
Education	Ruth Martin	682-3846
Guild Pins	Colleen Babcock	405-5478
Guild Pins	Joan Swanson	297-8433
Historian	Cathy Dargel	746-9246
Hospitality	Christine McCollum	748-9165
Library	Donata Pfisterer	760-0309
Library	Kathryn Wald	749-4772
Newsletter	Margaret Newman	883-4408
NQA	Kathy Harris	370-4323
Finance	Marie Morris	623-0123
Quilt-a-thon	Colleen Babcock	405-5478
Quilting for Others	Mary Bazzano	297-9576
Helping Our Warriors	Laurie Mullins	883-3568
Raffle Quilt 2013	Kathy Harris	615-0541
Raffle Quilt 2014	Karen Fisher	572-8825
Holiday Block Exchange	Shari Thompson	834-4245
Website	Meg Silvern	572-1984

## NEWS

**EMAIL LIST:** The Guild now has an email list for easy communication with the members. Please log into the protected area of the website and put your name and email address into the box at the top of the page. After doing this, you will receive an email. You must click on the link after making the link into one long line. If this works, you will receive another email saying you were successful. If you have any problem with this, email me at [quilter@tucsonquiltersguild.com](mailto:quilter@tucsonquiltersguild.com). Meg Silvern

### \*\*\*\*\*QUILT RETREAT\*\*\*\*\*

#### BITTER RANCH RETREAT

HEREFORD/SIERRA VISTA ARIZONA  
3-4 DAY RETREAT FROM 175.00

[www.bitterranchretreat.com](http://www.bitterranchretreat.com)

Sheila Ritter 520-559-0755

### “100 Years, 100 Quilts” Guild Programs

Have you enjoyed the “100 Years, 100 Quilts” exhibit at the Arizona Historical Society Museum yet? Why not come hear about quilts and quilting from a Guild member in the “Meet the Quilter” presentations offered on the second Saturday of each month, May through November; then view the exhibit before or after the presentation?

Presentations are at 11:00 a.m. Ann Adams will be our Meet the Quilter on May 12 and Judy Gilmartin will present on June 9.

Children’s programs are offered on the first Saturday, also at 11:00 a.m. May 5<sup>th</sup> will have youngsters creating a Southwestern Mini Wall Hanging, taught by Ruth Martin and Carol Guibert. Yvonne Clay will teach the June 2<sup>nd</sup> class, Summer Reading Bookmark. If you have youngsters in your life who might like an introduction to quilting crafts, bring them to the Museum on first Saturday mornings.

The Museum is located at 949 E. 2<sup>nd</sup> Street, Tucson, AZ. All programs are free with Museum admission. Parking is free in the garage a half block south of the Museum. No parking pass is necessary on Saturdays; obtain a pass from the Museum reception desk other days.

**CELEBRATE! QUILT CAMP AND SHOW**  
**June 25-28, 2012 Flagstaff, AZ**

Information and registration forms on-line at  
[www.celebratequilts.com](http://www.celebratequilts.com)  
or call 928-526-9403  
[chocolatequiltco@gmail.com](mailto:chocolatequiltco@gmail.com)

*\*Daily classes with national and regional quilt teachers including Patrick Lose, Linda Matteotti, Stacy Michelle, Carmen Geddes, Nancy Gilliland, Tammy Kelly, Sarah Whitney, Robin Sruoginis, Julie Hocker, and more!*  
*\*Lectures and Forums \*Evening programs\**





## What do you get for your \$30 in Membership?

Many Guild members have wondered exactly where their membership dues have gone and even though we recently reviewed the Budget and approved it at the March General Meetings, the Board thought maybe the following information would be of benefit. The current membership is 437, so the following formula has been figured based on that number. Of course, later on we may have more members but that is not certain, so we have divided all costs based on current membership.

Our current rent for our meetings is \$787 and if that is divided by 437, this means that every member is paying \$1.80 for the chair he/she is using at the meeting. The cost of the library is approximately \$.24 for each member and the pattern of the month is only \$.03. Those costs are relatively cheap, aren't they?

Our Insurance to cover membership and the Board of Directors is another \$3.95 for each member. This covers all of us in case something untoward should happen and litigation is necessary. Not inexpensive, but a necessary fact of business in this day and age.

Each program we have can vary based on the Speakers' fees. But based on the charges for Susan Cleveland, whom we all enjoyed in March, the cost per member for that lecture was \$5.01. I don't think that you could buy a ticket anywhere for so little, but our buying power is based on our large membership. However, if you total all these numbers together, we spent \$11.02 of your \$30 in one month! This obviously means that we would be out of money unless we doubled our membership in another 2 months, or stopped having speakers. Unthinkable? That is why the Quilt Show is so imperative to our continuance, or dues would have to be dramatically increased.

For those members who may harken back to the "good old days" when our dues were only \$3.00 per year, I want you to remember what the group was like. We had less than 20 members, we met at the Arizona Historical Society for free, and there was no speaker. It was a simple gathering to share our love of quilting.

So if you come to only 3 meetings per year, and many members do attend more than that, you have exceeded the cost of your membership based on these few figures. Imagine that!

The submission deadline  
for articles for the  
June Newsletter is

Wednesday, May 16, 2012.

Articles should be sent to :

[newsletter@tucsonquiltersguild.com](mailto:newsletter@tucsonquiltersguild.com)

Newsletter Editor is Margaret Newman



**Newsletter game:** Don't tell your friends! Keep it a secret. Five more membership numbers have been hidden in this newsletter. If one of them is yours, let me know at the next meeting or by contacting me if you can't attend, and you will win a prize.  
Mary Meserve, 520-883-4408, [marymes@aol.com](mailto:marymes@aol.com).

### The Guild Basics

<b>Who:</b>	All Members
<b>What:</b>	<b>Business Meeting</b> —First Wednesday of every month in the Church Classroom <b>General Meetings</b> - Second Wednesday of the month in the morning or the Tuesday evening preceding the second Wednesday - in the Parish Hall.
<b>When:</b>	<b>Business Meeting</b> — 9:30 AM ~ 10:30 AM <b>General Meetings:</b> Tuesday Evening—7:00~9:30 PM. Wednesday—9:30 AM~12:00 PM
<b>Where:</b>	St Frances Cabrini Church 3201 E. Presidio Near Fort Lowell and Country Club
<b>(How):</b> Parking	Guild members are asked to refrain from parking in the spaces in front of the Parish office; the Church wants these spaces to remain open for Church members who have business to attend to in the office. This is the small building to the east of our meeting room. <b>PARKING NOTICE:</b> Tuesday evening attendees: The Church's Family Classes are in session again, so PLEASE DO NOT PARK IN THE FRONT LOT. Use the side or back lot.
<b>Why:</b>	Come to get involved with all aspects of the Guild, to make new friends, learn new quilting skills, share, but most of all, to have <b>FUN</b> .



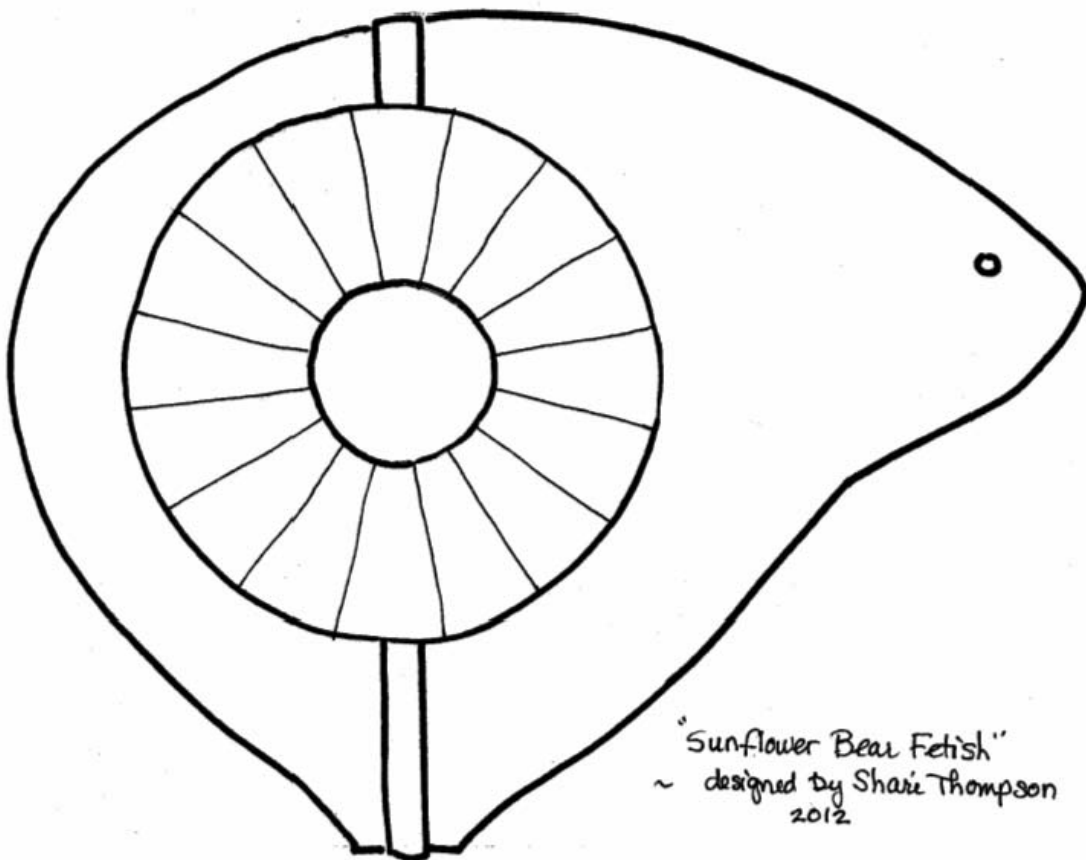
## Pattern of the Month

Thanks to those who brought lovely pincushions to the April meetings--we've collected about 30 so far, and will continue to accept more at the May meetings, to send to our sister quilters on the Hopi mesas. You can use Sally and Evelyn's patterns that were offered last month, or any pincushion pattern you choose!

And thanks to Shari Thompson for donating her "Sunflower Bear Fetish" pattern to share with you this month. Print it out, or come by the Pattern of the Month table at Guild meetings to pick up a copy and take a close look at Shari's beautiful sample block. This stylized bear would be nice as a wall hanging, or could be added to other blocks in a southwest quilt.

Do you have a design you'd like to share? Members are invited to share their original designs (or variations of traditional ones) for inclusion in TQG's Pattern of the Month feature. Ask Evelyn George if you need more information, and be sure to look for a new pattern in each newsletter. Also, you can find all of them in the Pattern of the Month section of the website!

<http://www.tucsonquiltersguild.com>





## Pattern of the Month - May 2012

### "Sunflower Bear Fetish"

(12" finished)

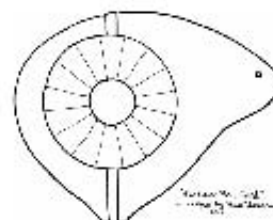
by Shari Thompson, edited by Evelyn George

Shari Thompson designed this bear fetish, inspired by Zuni art, and adorned it with a sunflower and some pretty beads. A fetish is a small rock carving that captures the spirit and essence of an animal. Bear is considered the most powerful of all the animals, representing strength and self-knowledge, and having great healing powers.



#### Fabric and Supplies

12  $\frac{1}{8}$ " square of background fabric (light)  
 9" square of bear fabric (brown)  
 8" strip of 3/8" wide fusible binding (green) for strap  
 5" square of sunflower fabric (yellow)  
 3" square of flower center fabric (brown) for embroidered yo-yo  
 1  $\frac{1}{8}$ " circle of wool batting or a bit of stuffing, for yo-yo center  
 Wonder Under or other lightweight paper-backed fusible adhesive  
 Lightweight brown yarn; colored beads



#### Technique

(Instructions are given for Shari's combination of techniques, but this pattern could be adapted to your favorite techniques. Add seam allowances if you will be turning under edges.)

Trace bear shape onto paper side of fusible; following package instructions, fuse to wrong side of bear fabric. Cut out, remove paper and position bear on background fabric. Cut a length of fusible binding or other narrow strip with fusible on the back, and position it vertically on the bear, starting at the top of his back and going down between his "feet" (this is a medicine bundle strap.) Trim to fit. When positioned as desired, fuse pieces to background.

Draw a 4" circle on the paper side of fusible, and draw lines through the center point to divide it into 16 equal "petals" (22.5 degrees each, if you are using a tool that measures angles). Fuse it to wrong side of the square of sunflower fabric. Using a wavy cutting blade, cut out the circle. Then cut apart petals with a straight blade and ruler. Remove paper and position petals on bear, separating them slightly to form a sunflower, and centering it on strap. Fuse.

For center of flower, draw a 1  $\frac{1}{8}$ " circle on square of flower center fabric. With matching lightweight yarn, embroider French knots over the whole surface within circle. Cut out circle leaving 1/2" seam allowance around embroidered center. With thread and needle, gather circle into a yo-yo. Stuff it slightly, and hand stitch it to center of flower. Add an eye to Bear if you wish, and a few beads, a feather, etc. to top of strap, for Bear's medicine bundle (this may be done more easily after it is quilted).

(Shari quilted hers with radiating lines inside the petals, and used echo quilting around the flower, inside the bear. The background is stipple quilted.) The quilted block could be bound as a wall hanging, or an unfinished one could be used in a quilt with other Southwest designs.